

Registry of Ex Military Land Rovers

Copyright of this document is retained by the original authors. Some parts may have been superseded or changed since that time.

This document has been download from the Registry of Ex Military Land Rovers at <http://www.remlr.com> . All files available from this site are free of charge.

If you have paid for this document please report where you purchased it from to the Registry of Ex Military Land Rovers Inc at webmaster@remlr.com





REPAIR PARTS SCALE

02232

2320-66-145-6291

**TRUCK, DIRECT FIRE WEAPONS, LIGHT,
FFR, W/WINCH, MC2, LANDROVER 110, 6x6,
ISUZU TURBOCHARGED ENGINE**

*Issued as a SUPPLEMENT, to be read in conjunction with
RPS 02185 and 02186*

ISSUE 1 MAR 01

AUTHORISED FOR USE WITHIN THE
AUSTRALIAN DEFENCE FORCE

UNCONTROLLED WHEN PRINTED

CONTENTS

SUBJECT	PAGE
TITLE PAGE	I
CONTENTS	II
PREFACE	III
REPAIR PARTS SCALES REQUEST	V
SCALES CHANGE REQUEST	VII

CHAPTER 1 – INDEXES

SECTION	TITLE
1	REPAIR PARTS SCALES NIIN INDEX
2	REPAIR PARTS SCALES GROUP INDEX
3	IDENTIFICATION PLATE

CHAPTER 2 – TEXT

1	REPAIR PARTS SCALES – TEXT AND ILLUSTRATIONS
---	--

PREFACE

Purpose of the Repair Parts Scale

1. This Repair Parts Scale (RPS) is an entitlement document prepared by Defence Materiel Organisation (DMO), Technical Data Centre (TDC). It authorises Units, Technical Support Sub-Units and Workshops that have the responsibility, the trade qualified personnel and the facilities, to draw Repair Parts for the repair and maintenance of the equipment detailed within the RPS.

Basis of Scale

2. The RPS is assessed on the premise that a repair part is any essential component or accessory which, through deterioration, breakage, normal wear and tear or loss, is likely to require replacement during the expected life of the equipment, and is an item which could not be economically repaired or fabricated in workshops.

3. The range and breadth of repair parts listed in the RPS is based on the grades of repair authorised for the equipment.

Recommended Stocking Quantities

4. The scale or depth of repair parts (also known as stocking quantities) are not listed in the RPS.

5. A Recommended Stocking Quantities report for units or force scaling for deployments and exercises may be obtained from The **RPS/CES Manager** using the same Web, E-mail, Fax and Mail addresses as listed under General Enquiries.

6. The following information is to be supplied with each Stocking Quantity Report request:

- a. RPS Number(s);
- b. equipment asset NATO Stock Number(s) (NSN) or Entitlement Group Code(s) (EGC);
- c. equipment asset name(s);
- d. number of equipment to be supported;
- e. duration of the support in months;
- f. the grade of repair at which the support is to be provided ie Light (L), Medium (M) and Heavy (H);
- g. type of forecast required if more than one equipment is involved (ie a single forecast per equipment or a consolidated report listing all equipment in one report); and
- h. the date the report is required by.

Access to RPS On-line

7. RPS can be accessed for viewing on-line at <http://vbmweb.sor.defence.gov.au/techdata> The RPS on this site can be Printed and Saved but when printed or saved they are Uncontrolled Copy.

Additional Copies of RPS or RPS Index

8. Personnel authorised by their unit to request additional copies of RPS or the RPS Index can do so using the same Web, E-mail, Fax and Mail addresses as listed under General Enquiries.

New Issues and Distribution

9. New RPS and new Issues of RPS are distributed automatically to authorised recipients.

10. When a new Issue of an RPS is released it supersedes all previous Issues, copies of which should be destroyed.

Delivery Address for RPS

11. Unless special circumstances exist, RPS or Indexes will not be addressed or sent to individuals they will be delivered to the Unit or Sub Unit address (eg. 7 Sig Regt or 3 RAR Tech Spt). Personnel requesting RPS or Indexes are to ensure they are authorised to submit the request and that the receiving Unit or Sub Unit will complete the internal delivery.

General Enquiries

12. For general enquiries in respect of any RPS contact The RPS/CES Manager via the TDC website address as per Para 7.

by e-mail to:

LEATechnicalData@drnex.defence.gov.au

by Telephone to: (03) 9282 7812

by Facsimile to: (03) 9282 7618 or

or, by Mail to:

RPS/CES Manager
Technical Publications Section
Technical Data Centre
DPM-3
661 Bourke Street
MELBOURNE VIC 3001

Changes to RPS and Scales Change Requests

13. Amendments to RPS will normally be made in the form of new issues.

14. Users may request changes to RPS by submitting Scales Change Requests (SCR) using the same web, E-mail, Fax and Mail addresses as listed under General Enquiries.

15. Hardcopy of SCR proformas are in the front of every RPS. Electronic copies can be submitted through the TDC website address as per Para 7.

16. Scales Change Requests may be raised by:

- a. units, repair elements, logistic units and headquarters who find, through user experience, the scale is inadequate either by range or quantity of repair parts;
- b. units, repair elements, logistic units and headquarters who consider previously non-scaled items could become a recurring requirement; or
- c. personnel who have identified errors or omissions in the text or illustrations.

17. Scales Change Requests will be acknowledged by TDC. If a change is approved, then users will be notified in the form of interim (pen) amendments. The changes will then be incorporated in the next issue of the RPS

18. It is emphasised that units, repair elements and logistic units are free to adjust their holdings as soon as user experience indicates the need. Adjustment action does not require prior approval of a Scales Change Request. The latter is required by TDC so the RPS database may be updated to reflect the latest information. This data may then be used for subsequent stocking quantity reports, reflecting the latest usage data.

How to Use the RPS

19. Refer to the Group Index in the Contents page of the RPS to locate the starting page number of the group required.

20. Refer to the group illustration and identify the item required by its callout number.

21. Refer to the text page, the callout number of the item required is listed in the column titled ITEM NO. Information for each item is listed in the columns titled:

DESIGNATION,
NSN
MANUFACTURER CODE / PART NO
SUPPLIER CODE / PART NO,
NO OFF (per assembly),
UOI (unit of issue),
EXP (stock type), and
L* M* H* (grade of repair details.)

22. The RPS Indexes also allow users to locate the position of parts for which the NSN or NATO Item Identification Number (NIIN) is known. Refer to the NIIN sequence index to locate the group and callout number of the item.

Illustrated Items

23. All illustrated items have an accompanying Item number in column 1 of that group's text page; eg AAB 007 indicates callout number 7 on the illustration for group AAB.

Non-illustrated Items

24. All non-illustrated items within a group are identified by having an Item number of 901 (formerly 9001) or greater; eg AAB 901 indicates the first unillustrated item within group AAB, AAB 902 the second and so on. The non-illustrated item numbering system has been changed to comply with the requirements of the Standard Defence Supply System (SDSS).

Scaled Items

25. Scaled items are indicated as such by having the letters "L", "M" or "H" in the grade of repair column, and a NSN in the NSN column.

26. In some instances, particularly for first issue RPS, items intended to be scaled may not have a NSN listed but will be identified for repair by "L", "M" or "H" in the grade of repair column. As soon as cataloguing action is completed for these items, a new issue of the RPS will be released.

Non-scaled Items

27. Non-scaled items have the grade of repair column blank, do not have an NSN and therefore do not appear in the NIIN index.

28. Requests for non-scaled items are to be carefully examined by units' technical support sub-units, workshops and contract repair elements. Requests for non-scaled items should be directed to the applicable National Fleet Manager.

Manufacturers' and Suppliers' Codes and Part Numbers

29. Prime manufacturers' codes and part numbers, if available, will appear directly below the NSN field. If not available, the field will read "NIL" or be blank. The next higher assembly should be requested for items with "NIL".

30. Suppliers' codes and part numbers, if available, will appear directly below the prime manufacturers' code and part number field. If not available, the field will be a duplicate of the manufacturer's code and part number.

INTENTIONALLY

LEFT

BLANK

REPAIR PARTS SCALES REQUEST

UNIT TITLE AND ADDRESS:	YOUR REFERENCE NO:
	UNIT CONTACT TELEPHONE NO:
	STD: DNATS:

PLEASE SUPPLY THE FOLLOWING REPAIR PARTS SCALES

RPS NO.	ISSUE NO.	REPLACEMENT COPIES QTY (1)	AUTOMATIC DISTRIBUTION QTY (2)	REMARKS

RAISED BY:				
.....				
NAME (PRINT)	SIGNATURE	RANK	APPOINTMENT	DATE

Notes: 1. In this column, indicate the number of copies you require now (this does not affect automatic distribution).
 2. In this column, indicate the number of copies required for automatic distribution of future issues of this RPS.

TECHNICAL DATA CENTRE, PUBLICATIONS SECTION USE ONLY
DATE RECEIVED: DATE ACTIONED:

UNCONTROLLED WHEN PRINTED

PLEASE STAPLE OR TAPE BEFORE MAILING

OHMS

DEPARTMENT OF DEFENCE (ARMY)

If not delivered, return to:

**RPS/CES MANAGER
PUBLICATIONS SECTION
TECHNICAL DATA CENTRE
DPM-3
661 Bourke Street
MELBOURNE VIC 3001**

FOLD HERE

UNCONTROLLED WHEN PRINTED
SCALES CHANGE REQUEST

UNIT TITLE AND ADDRESS:		YOUR REFERENCE NO:	
		UNIT CONTACT TELEPHONE NO: STD: _____ DNATS: _____	
RPS NO:	ISSUE NO:	ISSUE DATE:	

GROUP	ILLUS NO.	DETAILS

RAISED BY:					
NAME (PRINT)	SIGNATURE	RANK	APPOINTMENT	DATE	

<u>TECHNICAL DATA CENTRE, PUBLICATIONS SECTION USE ONLY</u>		
ENTERED DATABASE [____]		
UNIT SERIAL NO [_____]	DATE RECEIVED ____/____/____	USER ID [_____]

UNCONTROLLED WHEN PRINTED

PLEASE STAPLE OR TAPE BEFORE MAILING

OHMS

DEPARTMENT OF DEFENCE (ARMY)

If not delivered, return to:

**RPS/CES MANAGER
PUBLICATIONS SECTION
TECHNICAL DATA CENTRE
DPM-3
661 Bourke Street
MELBOURNE VIC 3001**

FOLD HERE

UNCONTROLLED WHEN PRINTED
REPAIR PARTS SCALE DISTRIBUTION LIST

UNIT	QTY	UNIT	QTY
TECH DATA CENTRE (RPS MGR)	1		
DEFENCE PUBLISHING SERVICE	1		
LCSB (MOBILITY SPO)B VEH	2		
LEA (EIS)	1		
DNSDC - TECH LIBRARY	1		
NLG (BULIMBA)	5		
SLG (BANDIANA)	1		
7 CSSB WKSP	5		
1 RAR TECH SPT	2		
4 RAR TECH SPT	2		
6 RAR TECH SPT	3		
9 RQR	3		
2/14 LHR (QMI) TECH SPT SQN	6		
25/49 RQR TECH SPT	2		
2 CER TECH SPT	4		
7 SIG REGT(EW)	2		
1 FD REGT TECH SPT	3		
PROJECT BUSHRANGER	1		
ROVER AUSTRALIA PTY LTD	5		
TOTAL QUANTITY	50		

INTENTIONALLY

LEFT

BLANK

CHAPTER 1

SECTION 1

REPAIR PARTS SCALES NIIN INDEX

INTENTIONALLY

LEFT

BLANK

UNCONTROLLED WHEN PRINTED
REPAIR PARTS SCALE NIIN INDEX

NIIN 99-999-9999	GROUP IDENT NO	NIIN 99-999-9999	GROUP IDENT NO	NIIN 99-999-9999	GROUP IDENT NO
12-128-1833	QL 034	66-142-8882	SS 901		
12-199-8964	QL 905	66-142-8883	SS 902		
66-016-3535	SGD 026	66-142-8884	WB 031		
66-017-9958	QL 019	66-144-6356	WB 019		
66-027-7458	WJA 903	66-144-6368	WJD 004		
66-036-8141	QL 015	66-144-6369	WB 006		
66-039-2341	SGD 905	66-144-6398	WE 048		
66-055-1378	QL 024	66-144-6415	WJB 020		
66-098-2816	QL 014	66-144-6416	WB 904		
66-100-8271	WJA 005	66-144-6418	SGD 007		
66-102-4112	WE 901	66-144-6425	SS 001		
66-106-1527	WE 906	66-144-6470	WJ 022		
66-119-8561	QL 021	66-144-6472	WB 002		
66-128-4521	SGD 010	66-144-6474	WB 003		
66-128-4546	QL 027	66-144-6475	WB 901		
66-128-4546	WE 036	66-144-6476	WB 005		
66-128-4558	WJA 905	66-144-6477	WB 903		
66-128-4597	QL 033	66-144-6478	WJ 014		
66-128-4715	WE 902	66-144-6493	WJA 006		
66-128-4737	QL 003	66-144-6496	WJD 002		
66-128-4737	WE 903	66-144-8930	WE 017		
66-128-4906	WE 001	66-144-8935	WE 002		
66-128-4965	SGD 001	66-147-0632	WA 905		
66-128-4967	SGD 004	66-147-0656	WJD 009		
66-128-4969	SGD 015	66-147-0673	WJB 007		
66-128-5280	SGD 012	66-147-1178	QL 914		
66-128-5344	WE 031	99-122-3032	WE 003		
66-128-5498	WA 037	99-122-5494	WA 038		
66-128-5542	WE 029	99-122-6474	WA 039		
66-128-5824	SGD 018	99-138-9228	SLA 004		
66-128-5825	SGD 019	99-208-6458	QL 032		
66-128-5826	SGD 034	99-220-2553	WA 902		
66-128-5845	SGD 023	99-253-7262	QL 901		
66-128-5846	SGD 024	99-759-4951	QL 903		
66-128-5847	SGD 008	99-970-3518	SGD 902		
66-128-5888	SGD 028				
66-128-5904	WJA 008				
66-128-6033	QL 904				
66-128-6100	SGD 032				
66-131-2610	WA 904				
66-132-1327	WA 903				
66-133-4548	WJA 904				
66-139-2034	SLA 002				
66-140-7484	SLA 007				
66-140-7485	SLA 008				

INTENTIONALLY

LEFT

BLANK

CHAPTER 1

SECTION 2

REPAIR PARTS SCALES GROUP INDEX

INTENTIONALLY

LEFT

BLANK

UNCONTROLLED WHEN PRINTED

REPAIR PARTS SCALE GROUP INDEX

GROUP	CONTENTS	START PAGE
QL	REAR WIRING HARNESSSES AND FITTINGS	1
SGD	IDENTIFICATION AND INSTRUCTION LABELS	7
SLA	REAR SEAT BELTS	13
SS	REAR SEAT ASSEMBLY	14
W	MODULE ASSEMBLY - DIRECT FIRE WEAPONS	16
WA	FRAME AND FLOOR	17
WB	ROOF ASSEMBLY	22
WE	INTERIOR FITTINGS - MODULE	26
WG	REAR SEAT FRAME ASSEMBLY	33
WJ	FRONT CAGE ASSEMBLY	37
WJA	UPPER SIDE DOOR ASSEMBLY	41
WJB	LOWER SIDE DOOR ASSEMBLY	43
WJD	AUXILARY CAGE	46

ISSUE NO: 1 REPAIR PARTS SCALE: 02232 PAGE NO: 1

INTENTIONALLY

LEFT

BLANK

CHAPTER 1

SECTION 3

IDENTIFICATION PLATE

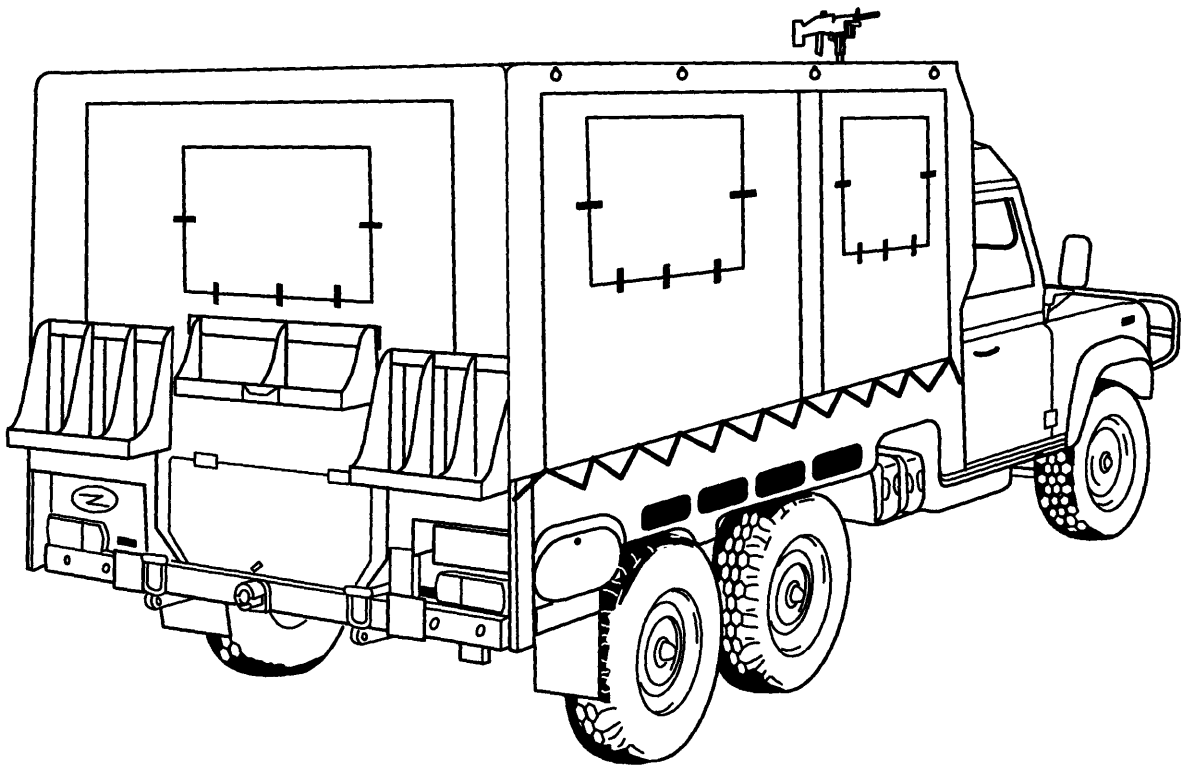
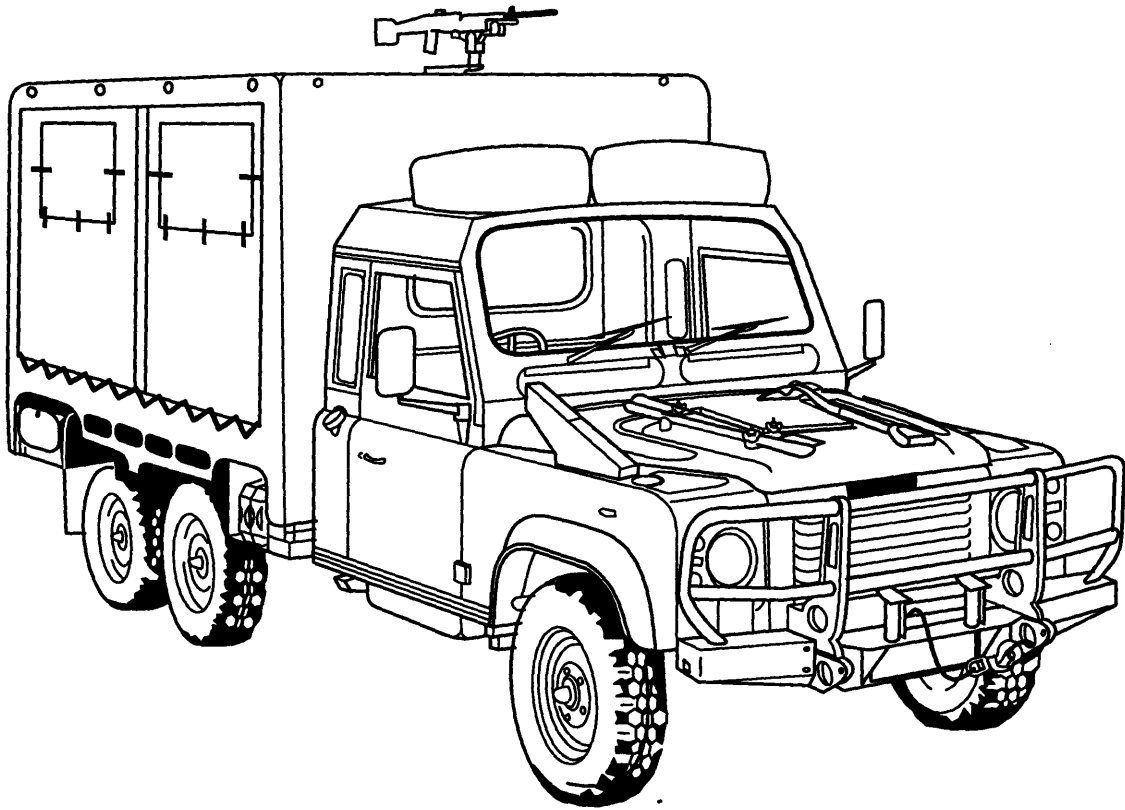
INTENTIONALLY

LEFT

BLANK

IDENTIFICATION PLATE

02232



**TRUCK, DIRECT FIRE WEAPONS, LIGHT,
FFR, W/WINCH, MC2, LAND ROVER 110, 6x6,
ISUZU TURBOCHARGED DIESEL ENGINE**

INTENTIONALLY

LEFT

BLANK

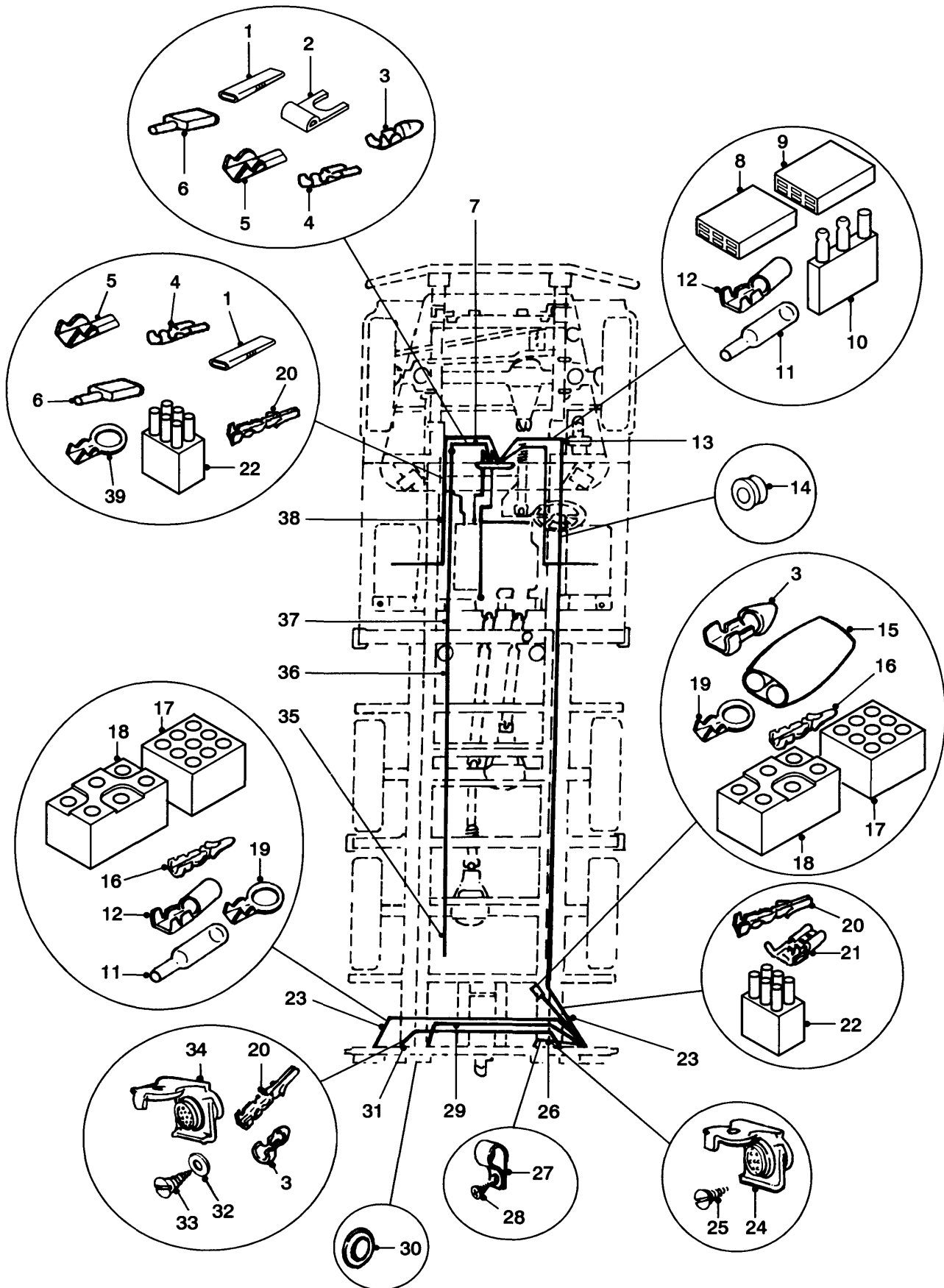
CHAPTER 2

SECTION 1

REPAIR PARTS SCALE TEXT AND ILLUSTRATIONS

GROUP QL

02232



REAR WIRING HARNESSES AND FITTINGS

UNCONTROLLED WHEN PRINTED

GROUP QL
 TITLE REAR WIRING HARNESSSES AND FITTINGS

ITEM NO	DESIGNATION	NSN MANUFACTURER CODE/PART NO SUPPLIER CODE/PART NO	NO OFF	U O	E X	L* M* H*
				I	P	
001	INSULATOR (ALSO PART OF QL 007 AND QL 036)	Z0220/H1135 Z5394/AYG9143	2			
002	TERMINAL (ALSO PART OF QL 007)	Z0220/H3504 Z5394/H3504	2			
003	FERRULE, ELECTRICAL CONDUCTOR BULLET, BRASS, CRIMP, 12.7 MM LG, 4.7 MM OD (ALSO PART OF QL 007, QL 013, QL 026, QL 029 AND QL 031)	5940 66-128-4737 Z0220/H2721 Z5394/MYH2565	8EA		X	LMH
004	TERMINAL (ALSO PART OF QL 007 AND QL 036)	Z0220/H1972 Z5394/BYG9273	2			
005	TERMINAL (ALSO PART OF QL 007 AND QL 036)	Z0220/H1192 Z5394/H1192	2			
006	INSULATOR (ALSO PART OF QL 007 AND QL 036)	Z0220/H2089 Z5394/H2089	2			
007	HARNESS ASSEMBLY, MODULE BLACKOUT (INCLUDES QL 001 TO QL 006 AND QL 901 TO QL 904)	Z8518/008-619 Z5394/GYD619	1			
901	RELAY, ELECTROMAGNETIC (ALSO PART OF QL 007)	5945 99-253-7262 Z5394/YWB10032L Z5394/YWB10032L	1EA		X	LMH
902	CONNECTOR, RECEPTACLE (ALSO PART OF QL 007)	Z0645/4973 Z5394/HYL9428	1			
903	FUSE INDICATOR, ALARM KNIFE BLADE TYPE, 15 AMP, 12V DC, COLOUR CODE BLUE (ALSO PART OF QL 007)	5920 99-759-4951 U1030/RTC4503 Z5394/RTC4503	1EA		X	LMH
904	FUSEHOLDER, BLOCK (ALSO PART OF QL 007)	5920 66-128-6033 Z0645/8718 Z5394/BYG9073	1EA		X	LMH
008	CONNECTOR, 6 WAY, PVC, BLACK (USE QL 013)	/NIL /NIL	1			

ISSUE NO: 1

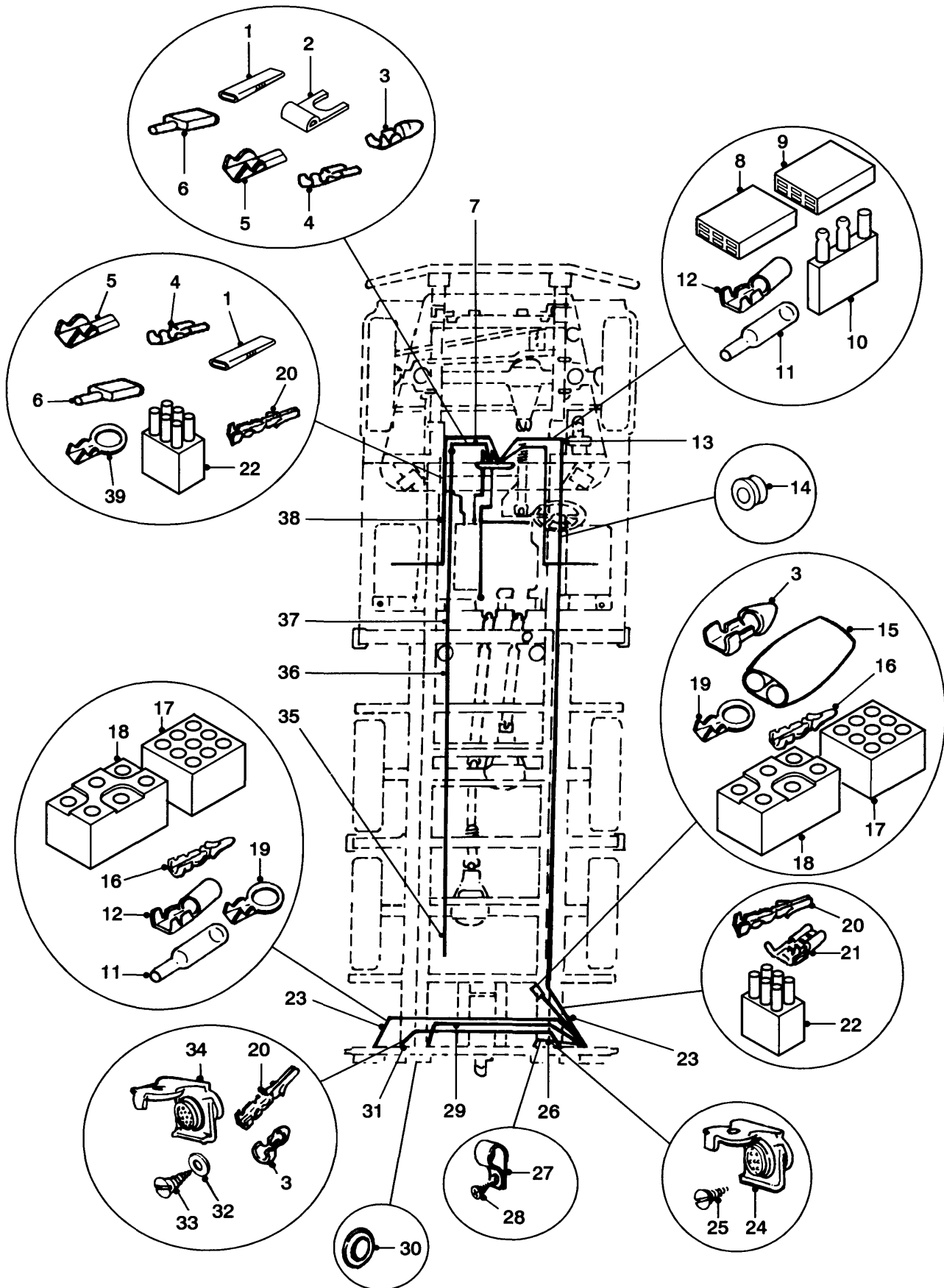
REPAIR PARTS SCALE: 02232

PAGE NO: 1

* GRADE OF REPAIR (LIGHT, MEDIUM OR HEAVY)

GROUP QL

02232



REAR WIRING HARNESSES AND FITTINGS

UNCONTROLLED WHEN PRINTED

GROUP QL
TITLE REAR WIRING HARNESSSES AND FITTINGS

ITEM NO	DESIGNATION	NSN MANUFACTURER CODE/PART NO SUPPLIER CODE/PART NO	NO OFF	U O	E X	L* M* H*
009	CONNECTOR, 6 WAY, PVC, WHITE (USE QL 013)	/NIL /NIL	1			
010	CONNECTOR, BULLET, 3 WAY (USE QL 013)	/NIL /NIL	1			
011	INSULATOR, TERMINAL, PVC, CLEAR, 33 MM LG, 4.6 MM O.D, 3.8 MM ID. (ALSO PART OF QL 013 AND QL 037)	Z0220/H2806 Z5394/AYG9120	4			
012	TERMINAL, FEMALE, RECEPTACLE, BRASS, CRIMPED, 17 MM LG, 0.38 MM THK. (ALSO PART OF QL 013 AND QL 037)	Z0220/H2740 Z5394/H2740	4			
013	HARNESS ASSEMBLY, CHASSIS (INCLUDES QL 003, QL 008 TO QL 012 AND QL 014 TO QL 019)	Z5394/BYG9394 Z5394/BYG9394	1			
014	GROMMET, NONMETALLIC RUBBER (ALSO PART OF QL 013)	5325 66-098-2816 U1030/589452 Z5394/R589452	4EA		X	LMH
015	TERMINAL, QUICK DISCONNECT (ALSO PART OF QL 013)	5940 66-036-8141 Z0220/H862 Z5394/AYH9037	1PK		X	LMH
016	TERMINAL (ALSO PART OF QL 013, QL 026 QL 035 AND QL 036)	Z0220/H9002 Z5394/HYM269	27			
017	CONNECTOR, 9 WAY, CLEAR PLASTIC CASE (USE QL 922, ALSO PART OF QL 013)	/NIL /NIL	2			
018	CONNECTOR, 6 WAY, CLEAR PLASTIC CASE (ALSO PART OF QL 013, QL 035 AND QL 036)	Z0220/M3191-6P Z5394/HYM263	6			
019	TERMINAL, LUG SOLDERLESS, 1.218 IN.LG., 0.688 IN.W. , 0.313 IN.DIA.MTG HOLE (ALSO PART OF QL 013)	5940 66-017-9958 Z0220/H236E Z5394/BYG9132	2EA		X	LMH
905	STRAP, TIEDOWN, ELECTRICAL COMPONENTS	5975 12-199-8964 Z3663/T50R Z5394/MYH1763	13EA		X	LMH

ISSUE NO: 1

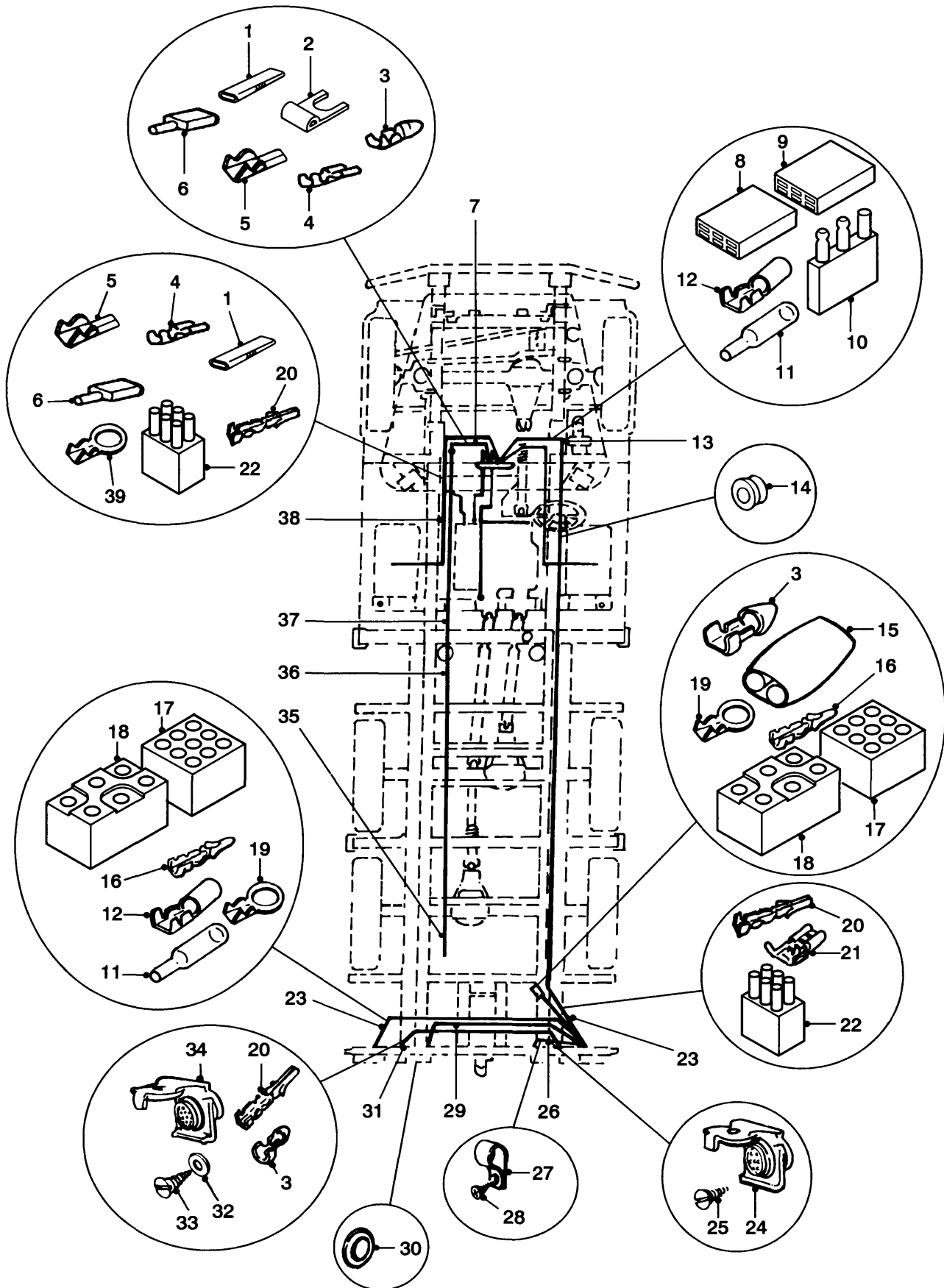
REPAIR PARTS SCALE: 02232

PAGE NO: 2

* GRADE OF REPAIR (LIGHT, MEDIUM OR HEAVY)

GROUP QL

02232



REAR WIRING HARNESSES AND FITTINGS

UNCONTROLLED WHEN PRINTED

GROUP QL
TITLE REAR WIRING HARNESSSES AND FITTINGS

ITEM NO	DESIGNATION	NSN MANUFACTURER CODE/PART NO SUPPLIER CODE/PART NO	NO OFF	U O	E X	L* M* H*
020	TERMINAL, PIN, PRE-PI, BRASS, 0.25 MM THK, 21.9 MM LG. (ALSO PART OF QL 013, QL 023, QL 031, QL 035, QL 036 AND QL 037)	Z0220/H9001 Z5394/HYM268	31			
021	TERMINAL, QUICK DISCONNECT RECEPTACLE, CRIMP, BRASS, 6.3 MM LG (ALSO PART OF QL 023 AND QL 037)	5940 66-119-8561 Z0220/H1191 Z5394/AYK9152	10	EA	X	LMH
022	CONNECTOR, 6 WAY, CLEAR PLASTIC CASING (USE QL 923, ALSO PART OF QL 023, QL 035, QL 036 AND QL 037)	/NIL /NIL	5			
023	CABLE ASSEMBLY, REAR LAMPS, 16/03 MM WIRE DIA, 600 MM LG. (INCLUDES QL 020 TO QL 022 AND QL 906)	Z5394/AYG9970 Z5394/AYG9970	2			
906	GROMMET, RUBBERISED (ALSO PART OF QL 023)	Z5394/BYG9001 Z5394/BYG9001	2			
024	CONNECTOR, RECEPTACLE, ELECTRICAL (ALSO PART OF QL 026)	5935 66-055-1378 Z0220/H1715BK Z5394/HYM754	1	EA	A	LMH
025	SCREW, SELF TAPPING, RECESSED, COUNTERSUNK HD, 5/8 IN. DIA, 1-1/4 IN. LG, ZINC PLATED	U1030/AC610101 Z5394/AC610101	3			
026	PLUG AND HARNESS ASSEMBLY, 7 PIN (INCLUDES QL 003, QL 016, QL 024 AND QL 907)	Z5394/AYG9967 Z5394/AYG9967	1			
907	CONNECTOR, 9 WAY, CLEAR PLASTIC CASING (ALSO PART OF QL 026 AND QL 031)	Z5394/M3191-9R Z5394/M3191-9R	2			
027	CLAMP, LOOP	5340 66-128-4546 Z5394/MYH2697 Z5394/MYH2697	6	EA	X	LMH
028	SCREW, 14 MM DIA, 20 TPI, 22 HWF, TEKS PLATED, HEX HD, SELF DRILLING-TAPPING	Z2665/6-311-0038-5 Z5394/MYH3337	6			

ISSUE NO: 1

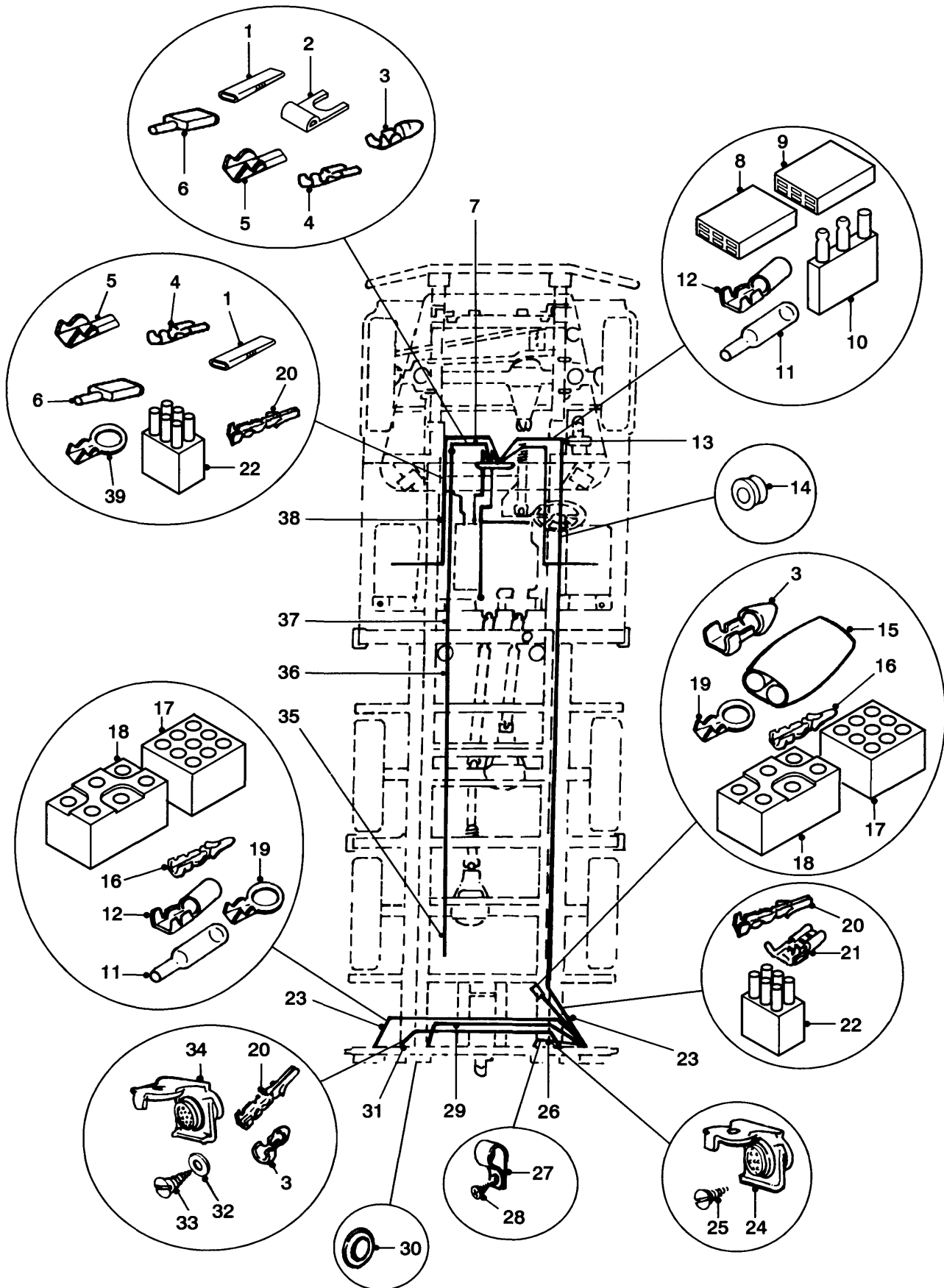
REPAIR PARTS SCALE: 02232

PAGE NO: 3

* GRADE OF REPAIR (LIGHT, MEDIUM OR HEAVY)

GROUP QL

02232



REAR WIRING HARNESSES AND FITTINGS

UNCONTROLLED WHEN PRINTED

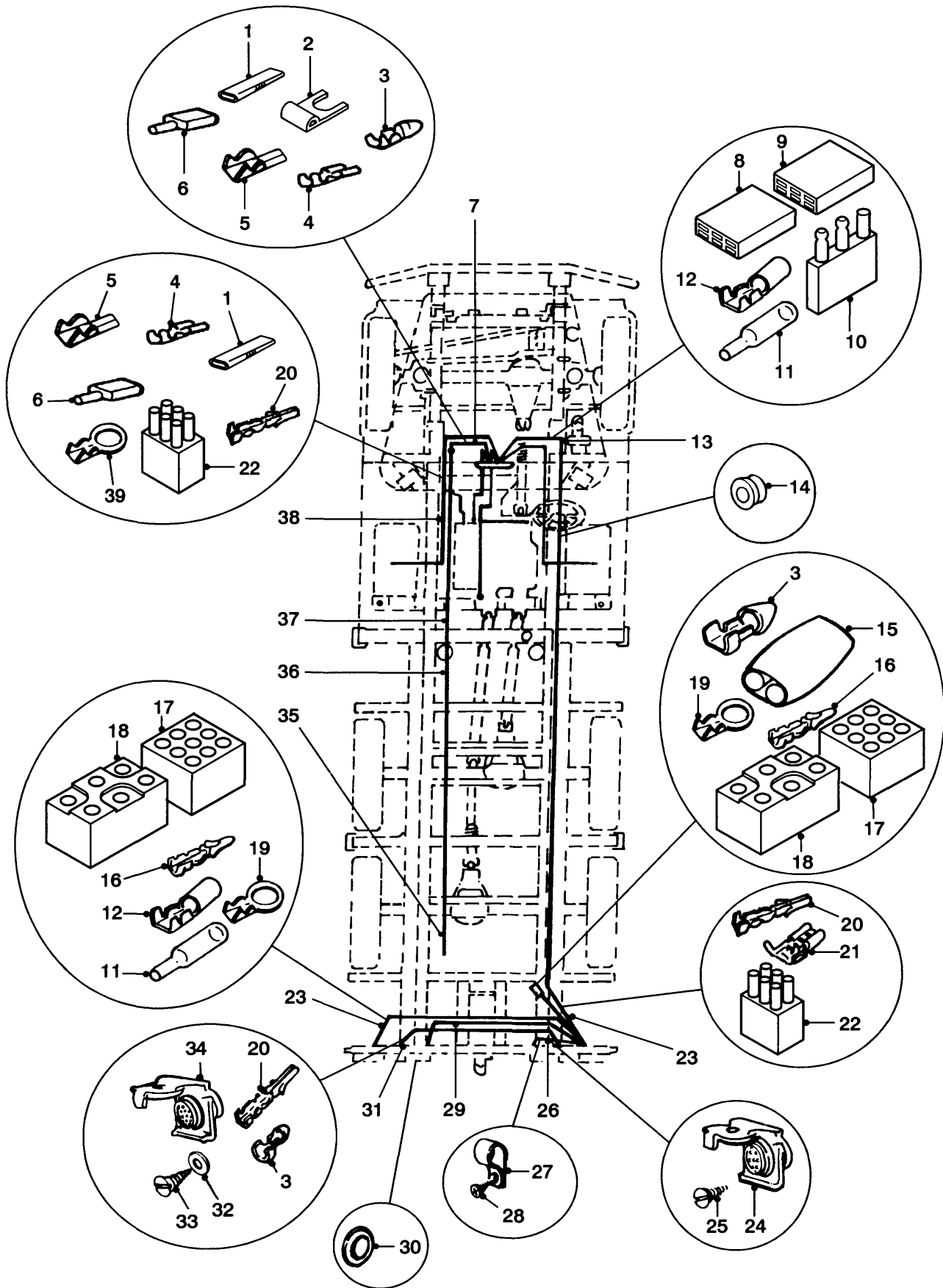
GROUP QL
TITLE REAR WIRING HARNESSSES AND FITTINGS

ITEM NO	DESIGNATION	NSN MANUFACTURER CODE/PART NO SUPPLIER CODE/PART NO	NO OFF	U O	E X	L* M* H*
029	CABLE ASSEMBLY, BLACKOUT LIGHT EXTENSION, 800 MM LG, RED WITH YELLOW TRACER, 9/0.3 MM WIRE SIZE (INCLUDES QL 003)	Z5394/AYG9577 Z5394/AYG9577	2			
030	PLUG, PROTECTOR, DUST AND MOISTURE SEAL SELECTOR VALVE FIXTURE ACCESS	Z1397/BP-2 Z5394/MYH3206	2			
031	CABLE ASSEMBLY, NATO PLUG, 600 MM LG, 12 PIN (INCLUDES QL 003, QL 020, QL 907, QL 908 TO QL 913 AND QL 034)	Z5394/BYG9079 Z5394/BYG9079	1			
908	SHELL (ALSO PART OF QL 031)	34904/8338566 Z5394/AYG9988	2			
909	WASHER (ALSO PART OF QL 031)	34904/8338567 Z5394/AYG9989	2			
910	CONTACT (ALSO PART OF QL 031)	34904/MS27148-2 Z5394/AYG9990	2			
911	SHELL (ALSO PART OF QL 031)	34904/8338561 Z5394/AYG9984	2			
912	TERMINAL (ALSO PART OF QL 031)	34904/8338564 Z5394/AYG9985	2			
913	SLEEVE (ALSO PART OF QL 031)	34904/8338562 Z5394/AYG9987	2			
032	WASHER, LOCK, SINGLE COIL, 6 MM ID	5310 99-208-6458 U1030/WL106001L Z5394/WL106001L	4EA		X	LMH
033	SCREW, TAPPING THREAD FORMING, PAN HD, 6 MM DIA	5305 66-128-4597 Z5394/MYH3122 Z5394/MYH3122	4EA		X	LMH
034	CONNECTOR, RECEPTACLE, ELECTRICAL 12 CONTACTS, C/W SPRING LOADED COVER (ALSO PART OF QL 031)	5935 12-128-1833 Z0645/9203 Z5394/HYG582	1EA		X	LMH
ISSUE NO: 1 REPAIR PARTS SCALE: 02232			PAGE NO: 4			

* GRADE OF REPAIR (LIGHT, MEDIUM OR HEAVY)

GROUP QL

02232



REAR WIRING HARNESSES AND FITTINGS

UNCONTROLLED WHEN PRINTED

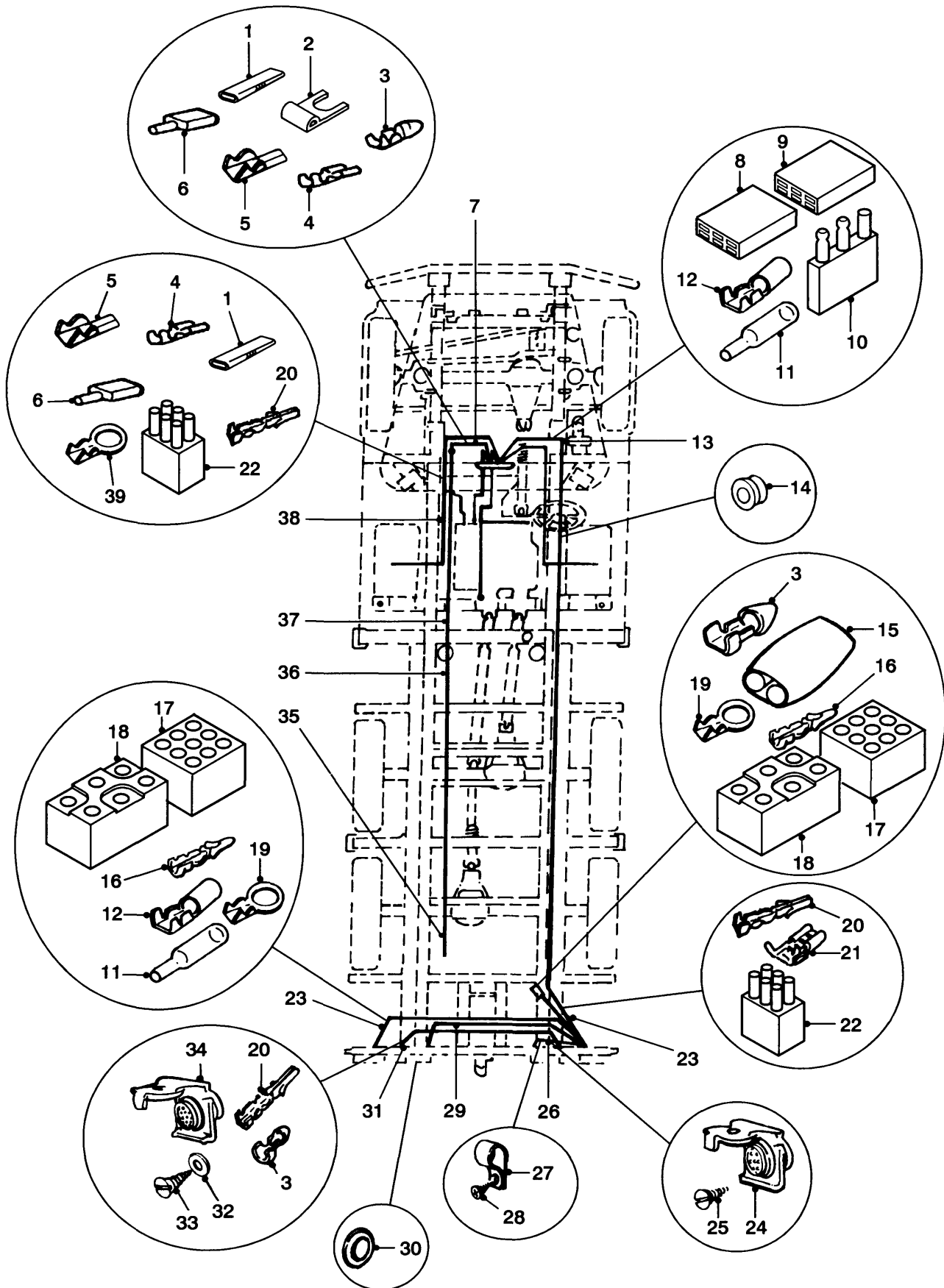
GROUP QL
TITLE REAR WIRING HARNESSSES AND FITTINGS

ITEM NO	DESIGNATION	NSN MANUFACTURER CODE/PART NO SUPPLIER CODE/PART NO	NO OFF	U O	E X	L* M* H*
035	CABLE, POWER (INCLUDES QL 016, QL 018 AND QL 914)	Z8518/008-503 Z5394/GYD503	1			
914	ISULATING COMPOUND, MOULD RELEASE AGENT, WATER DILUTABLE, SILICONE EMULSION, WHITE, WITHSTANDS HIGH TEMP, EXCELLENT RELEASE PROPERTIES, PAINTABLE (ALSO PART OF QL 035)	8030 66-147-1178 Z1600/PS290 Z8518/PS290	1	EA	X	LMH
915	CABLE TIE, WEATHER RESISTANT, 143 MM LG.	Z1F95/2401361 Z5394/HYM1220	10			
916	GROMMET, RUBBER, BLACK, 1/2 IN BY 3/16 IN.	Z0421/16-N-24 Z5394/HYM1272	2			
917	CABLE TIE BASE, ADHESIVE	Z1L33/666-751 Z5394/HYM1222	2			
036	CABLE, POWER, EXTENSION, DFW, 3100 MM LG. (INCLUDES QL 918)	Z8518/008-805 Z5394/GYD0805	1			
918	PVC CONDUIT HARNESS FLEX, 8900 MM LG. (3100 MM USED ON QL 035 AND 5800 MM USED ON QL 036)	Z1W84/PVM12 Z5394/HYM1271	1			
919	CABLE TIE, WEATHER RESISTANT, 368 MM LG.	Z1F95/2409961 Z5394/HYM1221	10			
037	HARNESS ASSEMBLY, CAB TO MODULE, 3400 MM LG. (INCLUDES QL 001, QL 004 TO QL 006, QL 020, QL 022 AND QL 038)	Z8518/008-618 Z5394/GYD618	1			
038	HARNESS ASSEMBLY, FUEL TANKS (INCLUDES QL 011, QL 012, QL 020 TO QL 022, QL 920 AND QL 921)	Z5394/BYG9386 Z5394/BYG9386	1			
920	INSULATOR, TERMINAL, FLAG TYPE, P.V.C, CLEAR, 17.1 MM LG, 11.2 MM W, 4.7 MM H. (ALSO PART OF QL 038)	Z0220/H2791 Z0220/H2791	2			
ISSUE NO: 1 REPAIR PARTS SCALE: 02232			PAGE NO: 5			

* GRADE OF REPAIR (LIGHT, MEDIUM OR HEAVY)

GROUP QL

02232



REAR WIRING HARNESSES AND FITTINGS

UNCONTROLLED WHEN PRINTED

GROUP QL
 TITLE REAR WIRING HARNESSSES AND FITTINGS

ITEM NO	DESIGNATION	NSN MANUFACTURER CODE/PART NO SUPPLIER CODE/PART NO	NO OFF	U I	E X P	L* M* H*
921	CONNECTOR, 9 WAY, CLEAR PLASTIC CASING (ALSO PART OF QL 037)	Z5394/AYG9703 Z5394/AYG9703	1			
039	TERMINAL (ALSO PART OF QL 007)	Z0220/H430 Z5394/HYM965	1			
922	CONNECTOR, 9 WAY, CLEAR PLASTIC CASE (BOX OF 100, USE AS REQUIRED)	Z0220/M3191-9P Z5394/HYM265	1			
923	CONNECTOR, 6 WAY, CLEAR PLASTIC CASING (BOX OF 100, USE AS REQUIRED)	Z0220/M3191-6R Z5394/HYM264	1			
ISSUE NO: 1 REPAIR PARTS SCALE: 02232			PAGE NO: 6			

* GRADE OF REPAIR (LIGHT, MEDIUM OR HEAVY)

GROUP SGD SHEET 1

02232

JACKING PROCEDURE HYG 1784

DUE TO THE FITMENT OF A TRANSMISSION HANDBRAKE TO THIS VEHICLE, THE JACKING PROCEDURE MUST BE FOLLOWED BEFORE JACKING ANY WHEEL CLEAR OF THE GROUND.

1. APPLY HANDBRAKE.
2. ENGAGE DIFFERENTIAL LOCK (WARNING LIGHT WILL ILLUMINATE).
3. SELECT 1ST GEAR - LOW RANGE.
4. CHOCK BOTH SIDES OF WHEEL FURTHEST FROM WHEEL BEING RAISED.
5. SLACKEN WHEEL NUTS (5).
6. FRONT WHEELS: POSITION JACK UNDER AXLE CASING IMMEDIATELY BELOW ROAD SPRING BETWEEN END FLANGE AND SUSPENSION BRACKET.
REAR WHEELS: POSITION JACK UNDER AXLE CASING IMMEDIATELY BELOW ROAD SPRING NEAR DAMPER.
7. REPLACE WHEEL AND TIGHTEN NUTS.
8. LOWER VEHICLE.
9. TORQUE NUTS: 100-115 Nm (75-85 lb. ft.).

TRUCK DFW LIGHT

FFR WINCH MC2

SIGC	2320 - 0177
MANUFACTURER	ROVER AUST LTD
MODEL No	LAND ROVER 110 6x6
CAPO No	<input type="text"/>
DELIVERED	<input type="text"/>
MANUFACTURERS V.I.N.	<input type="text"/>

↑

TOWING AND DYNO TEST DATA

FLAT AND LIFT TOWING - DISTANCE UNDER 200 KM

- .. SET GEARBOX AND TRANSFER CASE IN NEUTRAL.
- .. SET TRANSFER BOX CONTROL SWITCH IN "ON-ROAD" POSITION.
- ... ENSURE DIFF LOCK & 6WD WARNING LIGHT ARE NOT

FOR DISTANCE OVER 200 KM
REMOVE PROPELLER SHAFTS AND REPEAT ABOVE

DYNO TEST ON FRONT AXLE

- .. REMOVE PROPELLER SHAFTS FROM BOTH REAR AXLES.
- .. SET TRANSFER BOX CONTROL SWITCH TO "CROSS COUNTRY".

HYG 2981



SHIPPING DATA HYG 1789

C of G

LIFTING & ALTERNATE TIEDOWN (at front and rear)

TIE DOWN (at front and rear)



IDENTIFICATION AND INSTRUCTION LABELS

UNCONTROLLED WHEN PRINTED

GROUP SGD/1

TITLE IDENTIFICATION AND INSTRUCTION LABELS

ITEM NO	DESIGNATION	NSN MANUFACTURER CODE/PART NO SUPPLIER CODE/PART NO	NO OFF	U O I	E X P	L* M* H*
001	PLATE, INSTRUCTION JACKING PROCEDURE	9905 66-128-4965 Z5394/HYG1764 Z5394/HYG1764	1	EA	X	LMH
002	PLATE, NOMENCLATURE, 78 MM BY 103 MM, 1.4 MM THK, ALUMINIUM, BLACK BACKGROUND	Z5394/HYG6668 Z5394/HYG6668	1			
901	RIVET, POP, 1/8 IN. DIA, 1-1/16 IN. LG, MONEL (USED TO SECURE SGD 002, SGD 003, SGD 005, SGD 006, SGD 015 AND SGD 022)	U1030/RA608176 Z5394/RA608176	22			
003	PLATE, TOWING AND DYNO, TEST DATA, ANODISED ALUMINIUM, 97 MM BY 190 MM, 0.5 MM THK, MATT SILVER DETAILS ON MATT BACKGROUND (USE SGD 901 TO SECURE)	Z5394/HYG2951 Z5394/HYG2951	1			
004	PLATE, INSTRUCTION 12 V, TRAILER SOCKET	9905 66-128-4967 Z5394/AYG9788 Z5394/AYG9788	1	EA	X	LMH
005	PLATE, SHIPPING DATA, 90 MM BY 190 MM, 0.5 MM THK, MATT SILVER DETAILS ON MATT BLACK BACKGROUND (USE SGD 901 TO SECURE)	Z5394/HYG1738 Z5394/HYG1738	1			
006	PLATE, C OF G, 38 MM BY 76 MM, 0.5 MM THK, ALUMINIUM, SILVER DETAILS ON BLACK BACKGROUND (USE SGD 901 TO SECURE)	Z5394/HYG0493 Z5394/HYG0493	1			

ISSUE NO: 1

REPAIR PARTS SCALE: 02232

PAGE NO: 7

* GRADE OF REPAIR (LIGHT, MEDIUM OR HEAVY)

GROUP SGD SHEET 2

02232

INLINE FUSES
 (LOCATED UNDER ASHTRAY ON DASH) (LOCATED UNDER CENTRE DASH COVER)

<p>TWIN FUEL TANK VALVE</p> <p>CIGAR LIGHTER</p> <p>MODULE LIGHTING</p>	<p>INSTRUMENT DIMMER SWITCH</p> <p>INSPECTION LIGHT SOCKET</p>
--	--

BYG 9416

IMPORTANT

THE ENGINE SHOULD BE ALLOWED TO OPERATED AT IDLE SPEED FOR 5 TO 10 SECONDS IMMEDIATELY AFTER START-UP & BEFORE SHUT DOWN.

CARE SHOULD BE TAKEN NOT TO OPERATE THE VEHICLE ON SEALED ROADS WITH THE TRANSFER BOX CONTROL SWITCH IN THE CROSS COUNTRY POSITION.

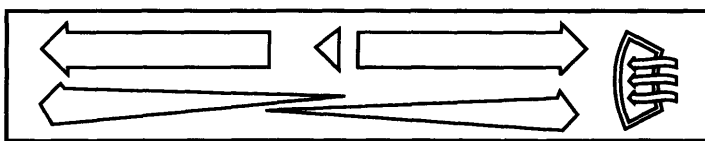
THE TRANSFER BOX CONTROL SWITCH CAN BE ENGAGED OR DISENGAGED WHILE THE VEHICLE IS MOVING. THE ACCELERATOR SHOULD BE RELEASED MOMENTARILY WHILE ACTIVATING THE SWITCH.

CHANGES FROM HIGH TO LOW RANGE OR FROM LOW BACK TO HIGH RANGE SHOULD ONLY BE MADE WHILE THE VEHICLE IS STATIONARY.

HYG 2950

AMR 3772

1	2	3	4	5	6	7	8	9	10
15A	20A	15A	15A	15A	3A	5A	15A	7.5A	
7.5A	7.5A	7.5A	7.5A	5A	5A	3A	20A	10A	3A
11	12	13	14	15	16	17	18	19	20



SERVICING DATA				
COLD TYRE PRESSURES (PSI)		HIGHWAY	CROSS COUNTRY	SAND
		FRONT REAR	200 275	200 275
LUBRICATION - NORMAL OR TROPICAL TEMPERATURES				
ENGINE	OMD 115	MASTER CYLS	OX (AUST) 8	
GEARBOX	OMD 115	MANUAL STG. BOX	OEP 220	
TRANSFER BOX	CASTROL FMX	POWER STG. BOX	OX48 OR OX47	
AXLES	OEP 220	LUBE NIPPLES	XG274	
SWIVEL PIN HOUSING	OEP 220	WINCH	OEP 220	
ELECTRICAL - 12 VOLT NEGATIVE TO EARTH SYSTEM				

BRAKE SYSTEM

WARNING: CLEAN BOTTLE FILLER CAP BEFORE REMOVING. USE ONLY BRAKE FLUID FROM A SEALED CONTAINER. THIS FLUID MUST MEET THE REQUIREMENTS OF FMV SS 116 DOT 3 OR SAE J1703.

IDENTIFICATION AND INSTRUCTION LABELS

UNCONTROLLED WHEN PRINTED

GROUP SGD/2

TITLE IDENTIFICATION AND INSTRUCTION LABELS

ITEM NO	DESIGNATION	NSN MANUFACTURER CODE/PART NO SUPPLIER CODE/PART NO	NO OFF	U O	E X	L* M* H*
007	LABEL 220MM X 50MM, WHITE ON BLACK, MYLAR, SELF ADHESIVE, INLINE FUSES	7690 66-144-6418 Z5394/BYG9416 Z5394/BYG9416	1EA		X	LMH
008	PLATE, INSTRUCTION ENGINE AND TRANSFER BOX INSTRUCTION (USE SGD 902 TO SECURE)	9905 66-128-5847 Z5394/HYG2950 Z5394/HYG2950	1EA		X	LMH
902	RIVET, BLIND ALUMINIUM ALLOY, DOME HD, MECH EX TYPE 3/16 IN. DIA, 7/16 IN. LG (USED TO SECURE SGD 008)	5320 99-970-3518 U1030/78248 Z5394/R78248	4EA		X	LMH
009	PLATE, INSTRUCTION FUSES	Z5394/AMR3772 Z5394/AMR3772	1			
010	PLATE, INSTRUCTION STAMPED, DIESEL FUEL, ALUMINIUM ALLOY, 0.6 MM THK	9905 66-128-4521 U1030/502951 Z5394/R502951	2EA		X	LMH
011	LABEL, HEATER CONTROLS	Z5394/HYG3510 Z5394/HYG3510	1			
012	PLATE, INSTRUCTION BRAKE FLUID WARNING LABEL	9905 66-128-5280 Z5394/HYJ122 Z5394/HYJ122	1EA		X	LMH
013	PLATE, SERVICING DATA, 78 MM BY 190 MM, 0.5 MM THK, SILVER DETAIL ON BLACK BACKGROUND (USE SGD 901 TO SECURE)	Z5394/HYG4888 Z5394/HYG4888	1			
ISSUE NO: 1			REPAIR PARTS SCALE: 02232			PAGE NO: 8

* GRADE OF REPAIR (LIGHT, MEDIUM OR HEAVY)

GROUP SGD SHEET 3 **02232**

**SECURE ALL
STOWED ITEMS**

14

15

THIS ENGINE COOLING SYSTEM IS PROTECTED WITH

ALFLOC 2001

THE LONG LIFE CORROSION INHIBITOR FOR ALUMINIUM ALLOY OR CAST IRON ENGINES

- DO NOT USE SUBSTITUTES OR UNTREATED TOP UP WATER
- RECOMMENDED DODGE RATE - 50 ml ALFLOC 2001 PER LITRE (9.56 gal) COOLING SYSTEM CAPACITY

Made By CATOLEUM PTY. LTD.

**MAX ROOF LOAD
3 CAMNETS
AND POLES**

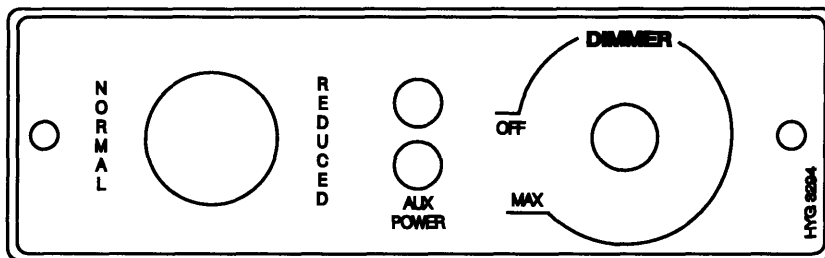
16

17

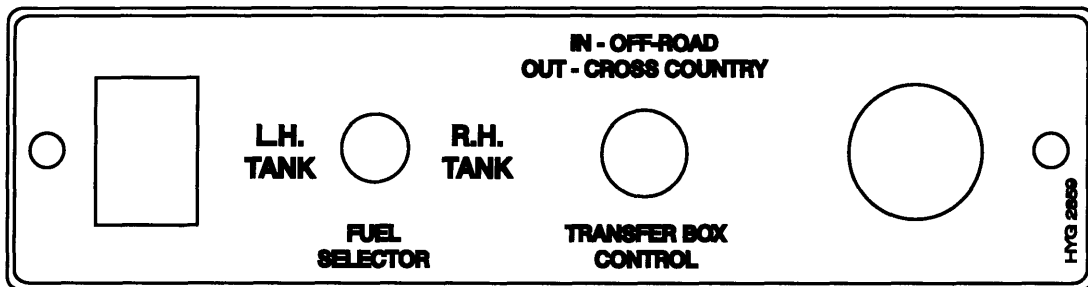
Anzcol PAINTS (02) 788 9000

REFINISH THIS VEHICLE WITH ANZOL POLYURETHANE

**450-2022
OLIVE DRAB**



18



19

IDENTIFICATION AND INSTRUCTION LABELS

UNCONTROLLED WHEN PRINTED

GROUP SGD/3
 TITLE IDENTIFICATION AND INSTRUCTION LABELS

ITEM NO	DESIGNATION	NSN MANUFACTURER CODE/PART NO SUPPLIER CODE/PART NO	NO OFF	U O	E X	L* M* H*
014	DECAL, SECURE ALL STOWED ITEMS, AUTOGRAPH VINYL, BLACK, 175 MM BY 60 MM	Z8518/008-548 Z5394/GYD548	1			
903	PLATE, MOUNTING, LABEL	Z8518/008-547 Z5394/GYD547	1			
015	PLATE, INSTRUCTION ALFLOC 2001 INHIBITOR	9905 66-128-4969 Z5394/MYH3266 Z5394/MYH3266	1	EA	X	LMH
016	DECAL, MAX ROOF LOAD, AUTOGRAPH VINYL, BLACK, 205 MM BY 90 MM	Z8518/008-509 Z5394/GYD509	1			
017	LABEL, PAINT FINISH, 70 MM BY 35 MM, SELF ADHESIVE	Z5394/HYG2712 Z5394/HYG2712	1			
018	PLATE, INSTRUCTION 200.0 MM LG, 58.0 MM W, 1.6 MM THK, ALUMINIUM, ANODIZED BLACK, SILVER CHARACTERS AUX POWER, DIMMER	9905 66-128-5824 Z5394/HYG3294 Z5394/HYG3294	1	EA	X	LMH
019	PLATE, INSTRUCTION 236.0 MM LG, 58.0 MM W, 1.6 MM THK, ALUMINIUM, ANODIZED BLACK, SILVER CHARACTERS FUEL SELECTOR, TRANSFER BOX CONTROL	9905 66-128-5825 Z5394/HYG2859 Z5394/HYG2859	1	EA	X	LMH

ISSUE NO: 1

REPAIR PARTS SCALE: 02232

PAGE NO: 9

* GRADE OF REPAIR (LIGHT, MEDIUM OR HEAVY)

GROUP SGD SHEET 4

02232

NO EQUIPMENT OR PERSON TO BE OUTSIDE OF SIDE RAIL WHEN VEHICLE IS MOVING

20

CAUTION: HOLD STAY BEFORE LIFTING BENCH

21

MOD. RECORD						
1	2	3	4	5	6	7
8	9	10	11	12	13	14
15	16	17	18	19	20	21
22	23	24	25	26	27	28
29	30	31	32	33	34	35
36	37	38	39	40	41	42
43	44	45	46	47	48	49
ASSY. CAT. No.						

Cyclopac Air Cleaner

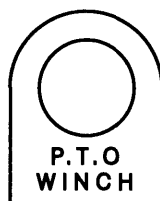
Service Instructions (See Owner's Manual for detailed instructions)

1. Service element only when restriction reaches allowable limit.
2. Wipe inside of air cleaner with damp cloth
3. Inspect gaskets, system, and tighten clamps
4. Check replacement element for any damage

Donaldson		
Air Cleaner	Main Element	Safety Element
Customer		

Mtd by Donaldson Australasia Pty. Limited Wyrong N.S.W.

22



25

WINCH P.T.O

LIFT UP TO ENGAGE

PUSH DOWN TO DISENGAGE

23

24

WINCH OPERATING INSTRUCTIONS

AVG 9600

<ol style="list-style-type: none"> 1. SWITCH ENGINE OFF. 2. SET WINCH DOG CLUTCH LEVER VERTICAL (DOG CLUTCH DISENGAGED) AND REEL OUT CABLE. 3. ATTACH CABLE TO SELECTED ANCHOR POINT. 	<ol style="list-style-type: none"> 4. PUSH DOG CLUTCH LEVER OUTBOARD. TURNING WINCH DRUM BY HAND TO ENSURE DOG CLUTCH HAS ENGAGED. 5. SET TRANSFER CASE CONTROL LEVER IN ITS NEUTRAL POSITION. 6. START ENGINE. DEPRESS CLUTCH PEDAL AND SELECT A LOW FORWARD GEAR. 	<ol style="list-style-type: none"> 7. LIFT UP WINCH PTO LEVER IN SEATBASE TO ENGAGE WINCH DRIVE. FACIA WARNING LIGHT WILL INDICATE PTO ENGAGED. 8. RELEASE CLUTCH PEDAL TO WIND IN WINCH CABLE. 9. DEPRESS CLUTCH PEDAL TO STOP WINCH. 10. SELECT NEUTRAL GEAR IN GEARBOX AND PUSH DOWN PTO CONTROL TO DISENGAGE WINCH. 11. DRIVE VEHICLE FORWARD TO SLACKEN CABLE. 12. DISENGAGE WINCH DOG CLUTCH BY SETTING DOG CLUTCH LEVER VERTICALLY.
--	--	--

DO NOT TRAVEL WITH WINCH ENGAGED
 DO NOT HAVE LESS THAN FOUR WRAPS OF CABLE ON THE DRUM

SEE USER HANDBOOK FOR MORE DETAILED INSTRUCTIONS

IDENTIFICATION AND INSTRUCTION LABELS

UNCONTROLLED WHEN PRINTED

GROUP SGD/4
 TITLE IDENTIFICATION AND INSTRUCTION LABELS

ITEM NO	DESIGNATION	NSN MANUFACTURER CODE/PART NO SUPPLIER CODE/PART NO	NO OFF	U I	E P	L* M* H*
020	DECAL, CAUTION, AUTOGRAPH VINYL, BLACK, 250 MM BY 50 MM	Z8518/008-545 Z5394/GYD545	1			
021	DECAL, CAUTION, HOLD STAY BEFORE LIFTING BENCH	Z8518/008-885 Z8518/008-885	2			
022	LABEL, CYCLOPAC (DONALDSON) AIR CLEANER, SELF ADHESIVE	18265/P90-0612 Z5394/P90-0612	1			
023	SIGN FACE, ADHESIVE WINCH LEVER ENGAGE, DISENGAGE INFORMATION	9905 66-128-5845 Z5394/AYG3535 Z5394/AYG3535	1EA		X	LMH
024	PLATE, INSTRUCTION ALUMINIUM, ANODIZED, 297 MM BY 73 MM, 0.5 MM THK (USE SGD 904 TO SECURE)	9905 66-128-5846 Z5394/AYG3569 Z5394/AYG3569	1EA		X	LMH
904	RIVET, MODIFICATION RECORD PLATE TO SEAT BASE, POP, 1/8 IN. DIA, 1-1/16 IN. LG, MONEL	U1030/RA608176 Z5394/RA608176	4			
905	PLATE, DESIGNATION ALUMINIUM, 90 MM LG BY 73 MM W AND 1 MM THK, LEGEND-MOD RECORD ASSEMBLY CAT NO. FIGURES 1 TO 49 (FITTED TO R.H. SIDE OF SEAT BOX)	9905 66-039-2341 Z2877/MGO(WC)1966 Z2877/MGO(WC)1966	1EA		X	LMH
025	LABEL, P.T.O. WARNING LIGHT	Z5394/HYG3406 Z5394/HYG3406	1			
026	PLATE, MODIFICATION RECORD ALUMINIUM, 90MM LG BY 60MM W BY 1MM THK	9905 66-016-3535 Z2877/TSEW77-2 Z5394/HYG6346	1EA		X	LMH

ISSUE NO: 1

REPAIR PARTS SCALE: 02232

PAGE NO: 10

* GRADE OF REPAIR (LIGHT, MEDIUM OR HEAVY)

GROUP SGD SHEET 5 **02232**

LAND ROVER 110 6 x 6		
TYRE SIZE	PLY/LOAD INDEX	RIM SIZE
7.50 R 16 LT 7.50 16 LT LT 235/85 R 16	8/114 10/118 8/112 8/120	6.00 F x 16 6.00 G x 16
LOAD CARRYING CAPACITY (kg)		FRONT AXLE
		REAR AXLES
		1900
		4100
COLD TYRE PRESSURES kPa (PSI)		350 (50) 400 (58)

NOTE:- THE SUM OF THE LOAD CARRYING CAPACITIES OF THE TYRES FITTED TO ANY AXLE OR AXLE GROUP OF THIS VEHICLE SHALL NOT BE LESS THAN THE RELEVANT LOAD SHOWN ABOVE. THE TYRES FITTED TO THIS VEHICLE SHALL HAVE A SPEED CATEGORY AT LEAST EQUAL TO THE RECOMMENDED MAX. VEHICLE OPERATING SPEED 105 km/h.

BYG 5310

CAUTION
TO PREVENT DAMAGE TO HIGH/LOW RANGE GEARS:

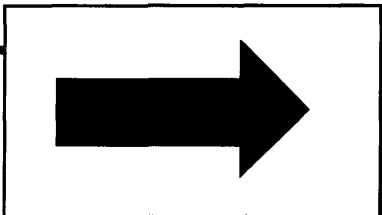
- 1) ONLY CHANGE RANGE WHEN VEHICLE IS **STATIONARY**
- 2) SELECT REQUIRED RANGE **AND MAINTAIN EFFORT** ON LEVER UNTIL VEHICLE IS IN **MOTION**



APPROVAL No. 11121 CATEGORY NB2
ROVER AUSTRALIA

LAND ROVER MILITARY 6x6 - 95MY
GMV 5600 kg SEATS X
XX-XX VIN XXXXXXXXXXXXXXXXXXXX

THIS VEHICLE WAS MANUFACTURED TO COMPLY WITH THE MOTOR VEHICLE STANDARDS ACT 1989



WARNING

DO NOT DRILL OR WELD ANY PART OF ROLL OVER PROTECTION STRUCTURE

HYG 5684

IDENTIFICATION AND INSTRUCTION LABELS

UNCONTROLLED WHEN PRINTED

GROUP SGD/5

TITLE IDENTIFICATION AND INSTRUCTION LABELS

ITEM NO	DESIGNATION	NSN MANUFACTURER CODE/PART NO SUPPLIER CODE/PART NO	NO OFF	U O I	E X P	L* M* H*
027	DECAL, TYRE DATA, 100 MM LG, 75 MM W, SILVER CHARACTERS, MATT BLACK SCREEN PRINTED BACKGROUND, SELF ADHESIVE	Z5394/BYG5310 Z5394/BYG5310	1			
028	PLATE, INSTRUCTION HIGH/LOW RANGE, SELF ADHESIVE (MODIFY VIDE EMEI VEH G 297-2)	9905 66-128-5888 Z5394/HYG4063 Z5394/HYG4063	1EA		X	LMH
029	PLATE, COMPLIANCE, 90 MM BY 50 MM	Z5394/HYG6646 Z5394/HYG6646	1			
030	LABEL, WARNING, ROLL CAGE, SELF ADHESIVE, CHROME POLYESTER MYLAR, 75 MM BY 110 MM LG, RED ON WHITE BACKGROUND	Z5394/HYG5684 Z5394/HYG5684	2			
031	LABEL, ADHESIVE, BONNET RELEASE ADVICE, BLACK ARROW ON YELLOW BACKGROUND, 25 MM BY 38 MM LG. (MODIFIED VIDE EMEI VEH G 187-6)	Z4058/44038 Z5394/MYH3604	1			
032	BADGE-GRILLE PLASTIC, OVAL, 8.5 MM LG, 4 MM W, "LANDROVER", GREEN WITH GOLD LETTERS	2540 66-128-6100 U1030/MXC6402 Z5394/MXC6402	1EA		X	LMH
ISSUE NO: 1 REPAIR PARTS SCALE: 02232 PAGE NO: 11						

* GRADE OF REPAIR (LIGHT, MEDIUM OR HEAVY)

GROUP SGD SHEET 6 **02232**

**MAX CAGE STORES 400kg
MAIN REAR CAGE 300kg LIMIT
FORWARD CAGE 100kg LIMIT
OBSERVE VEHICLE AXLE LIMITS**

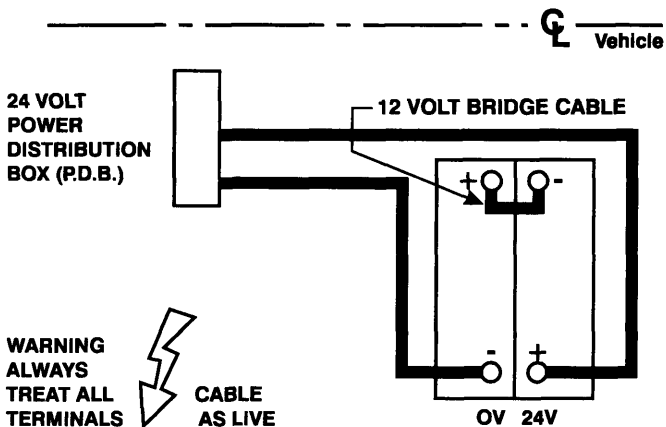
33

Battery Removal Procedure:

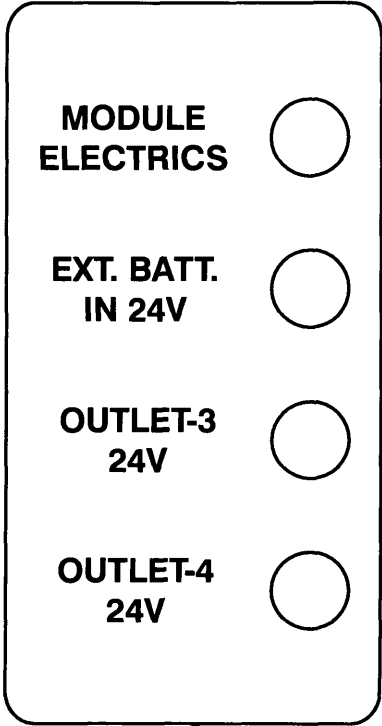
1. Stop Engine.
2. Turn PDB Switch off.
3. Disconnect External Power Supply.
4. Remove 12 Volt Bridge Cable.
5. Insulate OV and 24V disconnected Cable Terminals.

Battery Replacement Procedure:

7. Replace Battery.
8. Connect OV and 24V Cable Terminal.
9. Connect 12 Volt



35



34

IDENTIFICATION AND INSTRUCTION LABELS

UNCONTROLLED WHEN PRINTED

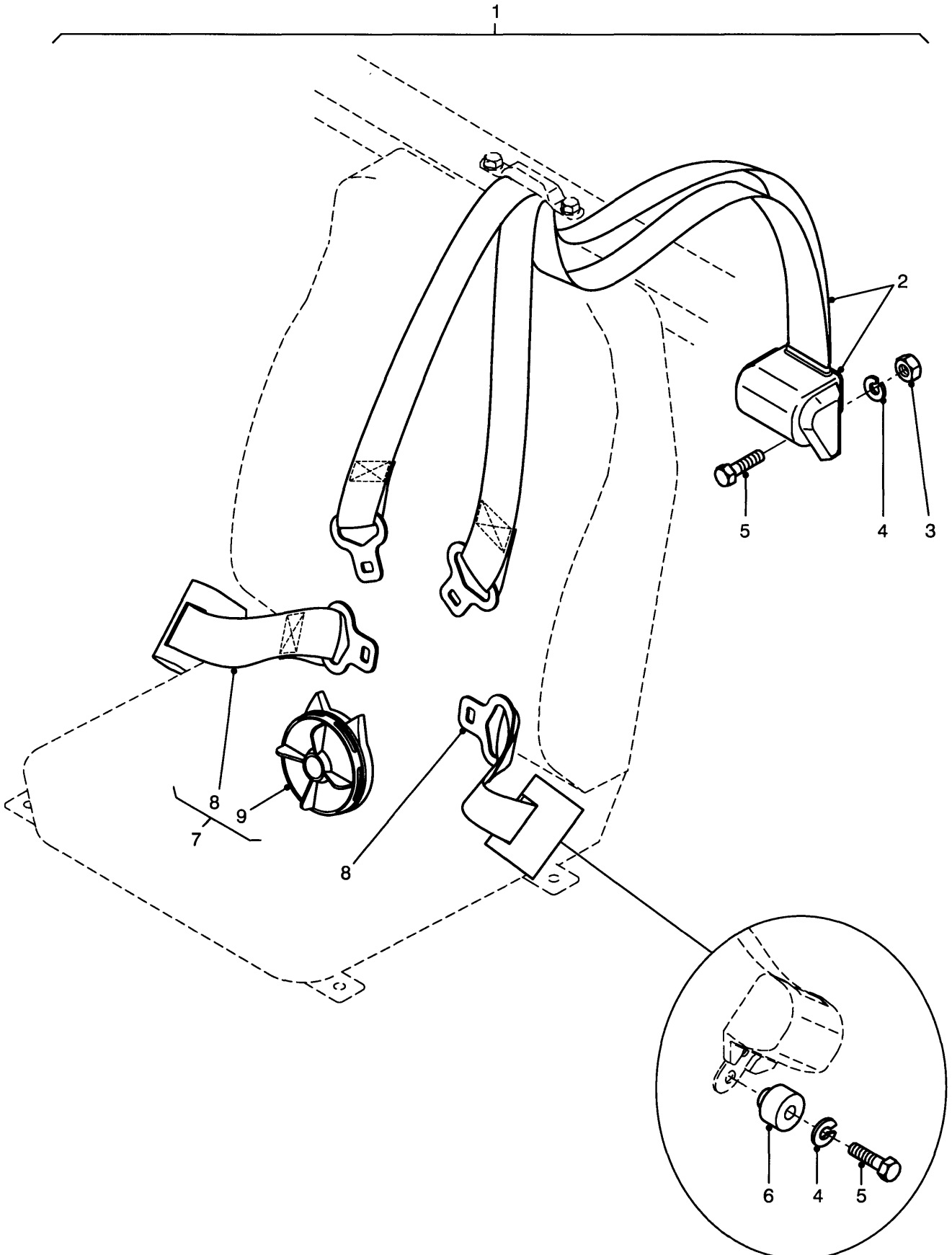
GROUP SGD/6
 TITLE IDENTIFICATION AND INSTRUCTION LABELS

ITEM NO	DESIGNATION	NSN MANUFACTURER CODE/PART NO SUPPLIER CODE/PART NO	NO OFF	U I	E P	L* M* H*
906	LOGO, LAND ROVER, REAR	U1030/BTR1047 Z5394/BTR1047	1			
033	LABEL, WEIGHT WARNING, CAST VINYL, PRINTED, WHITE ON BLACK, SELF ADHESIVE, 90 MM BY 375 MM LG.	Z8518/008-866 Z5394/GYD0866	2			
034	SIGN FACE, ADHESIVE FFR INLET/OUTLET PLUG	9905 66-128-5826 Z5394/AYG9998 Z5394/AYG9998	1	EA	X	LMH
035	SIGN FACE	Z5394/BYG9424 Z5394/BYG9424	1			
ISSUE NO: 1			REPAIR PARTS SCALE: 02232			PAGE NO: 12

* GRADE OF REPAIR (LIGHT, MEDIUM OR HEAVY)

GROUP SLA

02232



REAR SEAT BELTS

UNCONTROLLED WHEN PRINTED

GROUP SLA
TITLE REAR SEAT BELTS

ITEM NO	DESIGNATION	NSN MANUFACTURER CODE/PART NO SUPPLIER CODE/PART NO	NO OFF	U I	E P	L* M* H*
001	RESTRAINT SYSTEM, RETRACTABLE, FULL HARNESS, FIXED ANCHOR (INCLUDES SLA 002 TO SLA 007)	45402/1109000 Z5394/HYG7604	2			
002	REEL AND SHOULDER HARNESS ASSEMBLY SEAT BELT (ALSO PART OF SLA 001)	2540 66-139-2034 45402/1109204-01 Z5394/HYG7605	1EA		X	LMH
003	NUT, PLAIN	45402/0902100-77 Z5394/HYG7608	1			
004	WASHER, LOCK SPRING, STEEL, SINGLE TURN, ZINC PLATED, 10 MM, 15.90 MM OD 2.50 MM THK	5310 99-138-9228 45402/0903100-88 Z5394/HYG7607	3EA		X	LMH
005	BOLT, HEX HD, 7/16 IN, 20 UNF BY 1 IN LG, GRADE 8	45402/0901102-03 Z5394/HYG7606	3			
006	BUSHING, RETRACTOR (ALSO PART OF SLA 001)	45402/1109213-01 Z5394/HYG7609	2			
007	BELT, VEHICULAR SAFETY LAP BELT ASSEMBLY, FIXED, RH, REAR SEAT (INCLUDES SLA 008 AND SLA 009, ALSO PART OF SLA 001)	2540 66-140-7484 45402/1109202-01 Z5394/HYG7807	1EA		X	LMH
008	BELT, VEHICULAR SAFETY INERTIA REEL, LH/RH REAR SEAT (ALSO PART OF SLA 001)	2540 66-140-7485 45402/1109203-01 Z5394/HYG7610	2EA		X	LMH
009	BUCKLE (ALSO PART OF SLA 001)	45402/1111475-41 Z5394/HYG7611	1			

ISSUE NO: 1

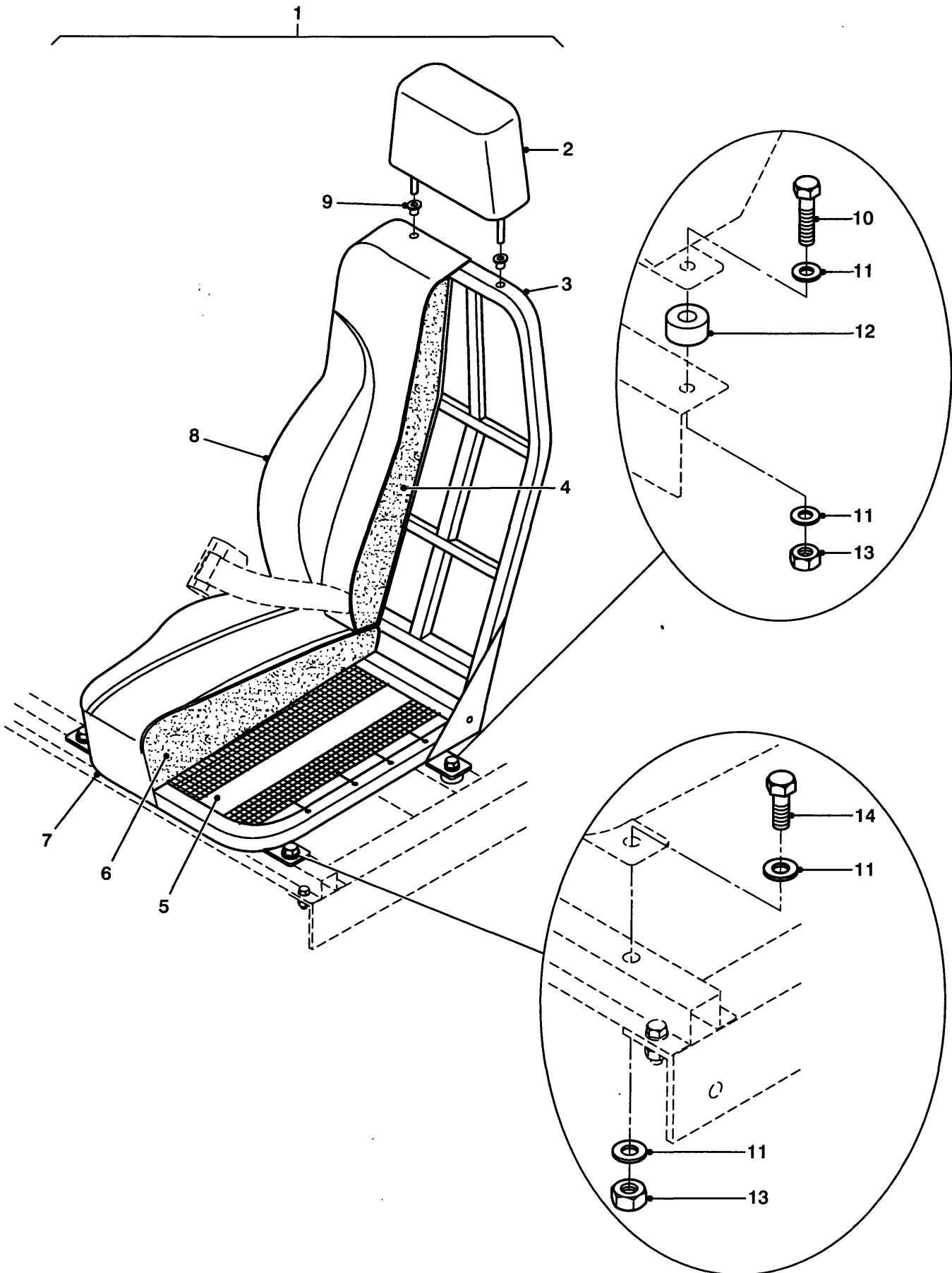
REPAIR PARTS SCALE: 02232

PAGE NO: 13

* GRADE OF REPAIR (LIGHT, MEDIUM OR HEAVY)

GROUP SS

02232



REAR SEAT ASSEMBLY

UNCONTROLLED WHEN PRINTED

GROUP SS
TITLE REAR SEAT ASSEMBLY

ITEM NO	DESIGNATION	NSN MANUFACTURER CODE/PART NO SUPPLIER CODE/PART NO	NO OFF	U	E	L*
				O I	X P	M* H*
001	SEAT, VEHICULAR REAR PASSENGER (INCLUDES SS 002 TO SS 009, BASE AND SEAT NOT SERVICED SEPERATELY)	2540 66-144-6425 Z5186/724BM-100 Z5394/HYM891	2	EA	A	LMH
901	COVER, SEAT, VEHICULAR SEAT BASE, CANVAS, BLACK, GREEN AND TAN DISRUPTIVE PATTERN "DPP", 555MM LG X 440MM W, CORD TIE DOWN FASTENER	2540 66-142-8882 ZE262/BYG8019 Z5394/BYG8019	2	EA	X	LMH
902	COVER, SEAT, VEHICULAR SEAT BACK, CANVAS, BLACK, GREEN AND TAN DISRUPTIVE PATTERN "DPP";440 MM O/A W 720 MM O/A LG, VELCRO TAPE FASTENER	2540 66-142-8883 ZE262/BYG8023 Z5394/BYG8023	2	EA	X	LMH
002	HEADREST, SEAT, 290 MM LG BY 175 MM BY 65 MM THK WITH 2 GUIDE RAILS, 8 MM DIA. (ALSO PART OF SS 001)	Z5186/27-514 Z5394/HYM870	1			
003	FRAME, SEAT BACK, STEEL (ALSO PART OF SS 001)	Z5186/02-562 Z5394/02-562	1			
004	FOAM, SEAT, SQUAB (ALSO PART OF SS 001)	Z5186/10-537 Z5394/10-537	1			
005	WEBBING, SEAT BASE (ALSO PART OF SS 001)	Z5186/13-514 Z5394/13-514	1			
006	FOAM, SEAT BASE (ALSO PART OF SS 001)	Z5186/10-571 Z5394/10-571	1			
007	COVER, SEAT, BASE (ALSO PART OF SS 001)	Z5186/18-610 Z5394/HYM959	1			
008	COVER, SEAT, SQUAB (ALSO PART OF SS 001)	Z5186/18-609 Z5394/HYM960	1			
009	BUSH, HEADREST TRIM, 25 MM FLANGE DIA, 10 MM HOLE (ALSO PART OF SS 001)	Z5186/12-018A Z5394/HYM871	2			
010	BOLT, HEX HD, M10 BY 45 MM LG, ZINC PLATED, FE/ZN, BLACK	Z8518/008558-B010045M Z5394/BH110091L	2			

ISSUE NO: 1

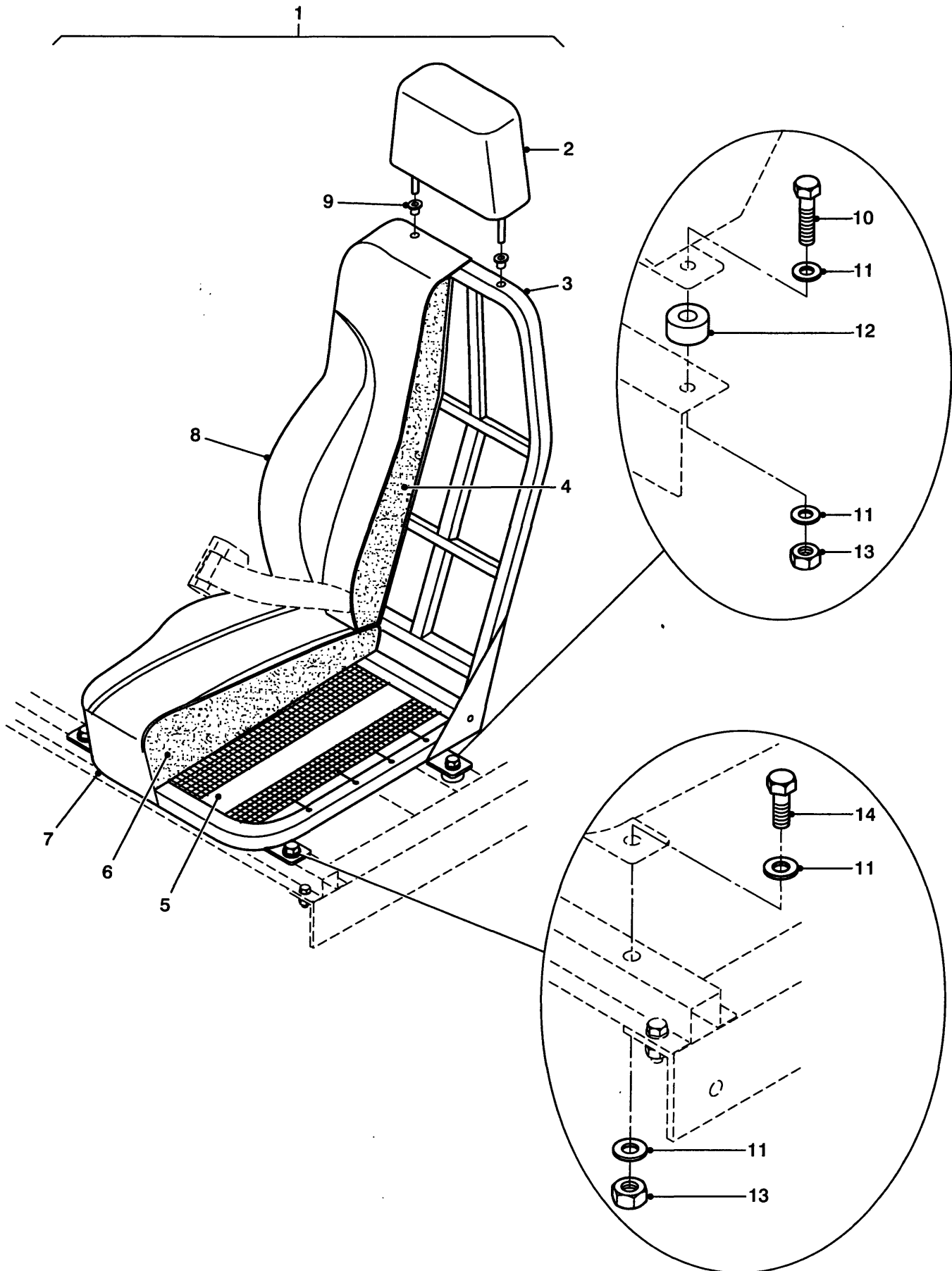
REPAIR PARTS SCALE: 02232

PAGE NO: 14

* GRADE OF REPAIR (LIGHT, MEDIUM OR HEAVY)

GROUP SS

02232



REAR SEAT ASSEMBLY

UNCONTROLLED WHEN PRINTED

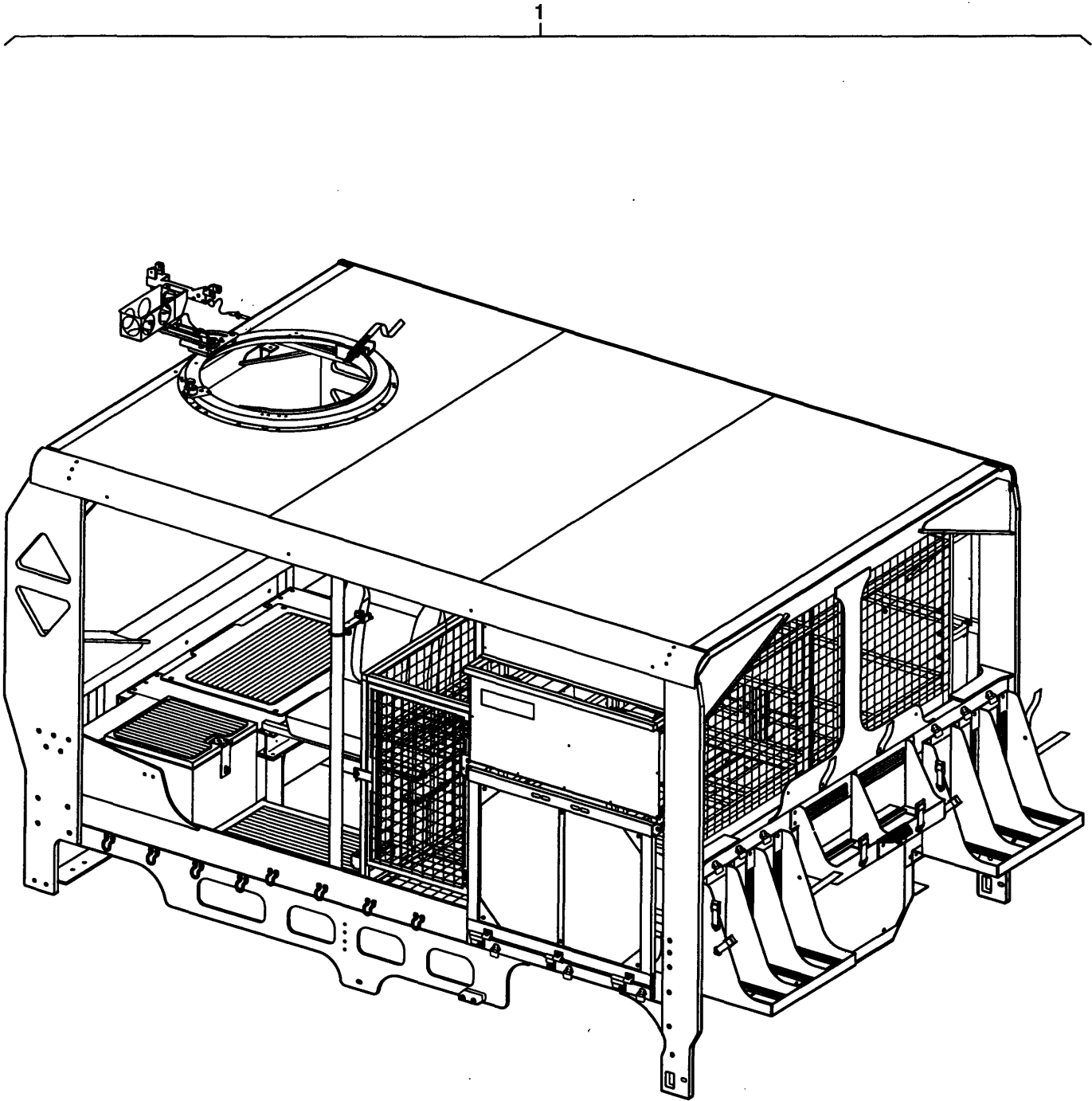
GROUP SS
 TITLE REAR SEAT ASSEMBLY

ITEM NO	DESIGNATION	NSN MANUFACTURER CODE/PART NO SUPPLIER CODE/PART NO	NO OFF	U O	E X	L* M*
				I	P	H*
011	WASHER, FLAT, 10.5 MM ID, 21 MM OD, 2 MM THK, ROUND, STEEL, ZINC PLATED	Z8518/008561-BA100000 Z5394/WC110061L	16			
012	SPACER, SEAT, POLYURETHANE	Z8518/43-0045 Z5394/FYD0045	4			
013	NUT, SELF-LOCKING, HEX ISO M, STEEL, ZINC COATED, 10 MM DIA, 1.5 MM PITCH, WITH NYLON INSERT	Z8518/008562-AE10000M Z5394/NY110047L	8			
014	BOLT, HEX HD, M10 BY 30 MM LG, ZINC PLATED, FE/ZN, BLACK	Z8518/008558-BO10030M Z5394/SH110301	4			
ISSUE NO: 1 REPAIR PARTS SCALE: 02232 PAGE NO: 15						

* GRADE OF REPAIR (LIGHT, MEDIUM OR HEAVY)

GROUP W

02232



**MODULE ASSEMBLY -
DIRECT FIRE WEAPONS**

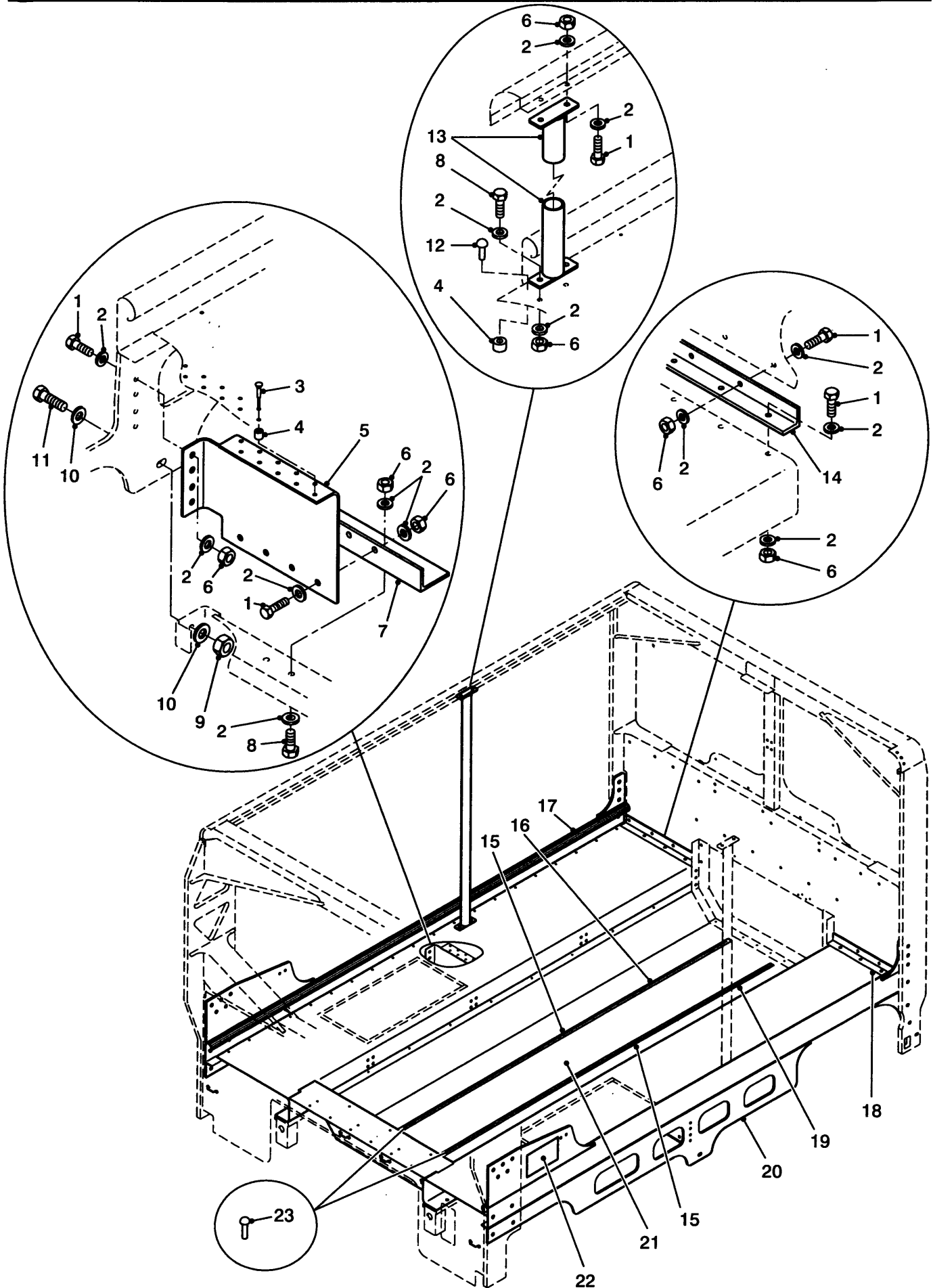
GROUP W
 TITLE MODULE ASSEMBLY - DIRECT FIRE WEAPONS

ITEM NO	DESIGNATION	NSN MANUFACTURER CODE/PART NO SUPPLIER CODE/PART NO	NO OFF	U O I P	E X P H	L* M* H*
001	MODULE ASSEMBLY, DIRECT FIRE WEAPON (INCLUDES GROUPS QL, SLA, SS, WA, WB, WE, WG AND WJA TO WJD)	Z8518/43-2100 Z8518/43-2100	1			

* GRADE OF REPAIR (LIGHT, MEDIUM OR HEAVY)

GROUP WA SHEET 1

02232



FRAME AND FLOOR

UNCONTROLLED WHEN PRINTED

GROUP WA/1
 TITLE FRAME AND FLOOR

ITEM NO	DESIGNATION	NSN MANUFACTURER CODE/PART NO SUPPLIER CODE/PART NO	NO OFF	U O	E X	L* M*
				I	P	H*
001	BOLT, HEX HD, M10 BY 30 MM LG, ZINC PLATED, BLACK	Z8518/008558-B010030M Z5394/BH110064	32			
002	WASHER, FLAT, STEEL, M10, ZINC PLATED, BLACK	Z8518/008561-BA100000 Z5394/WA110064	80			
003	RIVET, FLUSH HD, 1/4 IN. BY 0.810 IN. LG, STEEL, ZINC PLATED	ZV963/C6L90-R8-4G Z5394/HYM1005	20			
004	COLLAR, FULL, AVDELOK, 1/4 IN, STEEL, ZINC PLATED	Z1742/02662-00800 Z5394/HYM931	104			
005	GUSSET, UNDER FLOOR, 3.5 MM, ALUMINIUM PLATE, 5083 H321, RIGHT	Z8518/43-0082-1R Z5394/FYD0082/1R	2			
901	GUSSET, UNDER FLOOR, 3.5 MM, ALUMINIUM PLATE, 5083 H321, LEFT	Z8518/43-0082-1L Z5394/FYD0082/1L	1			
006	NUT, SELF LOCKING, HEX, M10, ZINC PLATED, BLACK	Z8518/008562-AE10000M Z5394/NZ110044	40			
007	ANGLE, INTERMEDIATE UNDER FLOOR PLATE TO CHASSIS, 76.2 MM BY 50.8 MM BY 6.35 MM, ALUMINIUM L 6061 T6, 433 MM LG., RIGHT	Z8518/43-1013-2 Z5394/FYD1013/2	2			
008	BOLT, HEX HD, M10 BY 25 MM, ZINC PLATED, BLACK	Z8518/008558-B010025M Z5394/SH110254	8			
009	NUT, NYLOCK, M12	Z8518/008562-AE12000M Z5394/NY120041L	2			
010	WASHER, FLAT, M12, 37 MM OD	Z8518/008561-AC120000 Z5394/WA112061L	4			
011	BOLT, HEX HD, M12 BY 40 MM LG, ZINC PLATED, BLACK	U1030/BH112081 Z5394/BH112081	2			
012	RIVET, BRAZIER HD, 1/4 IN. BY 0.312 IN. LG, STEEL, ZINC PLATED	Z1742/02621-00806 Z5394/MYH1007	84			

ISSUE NO: 1

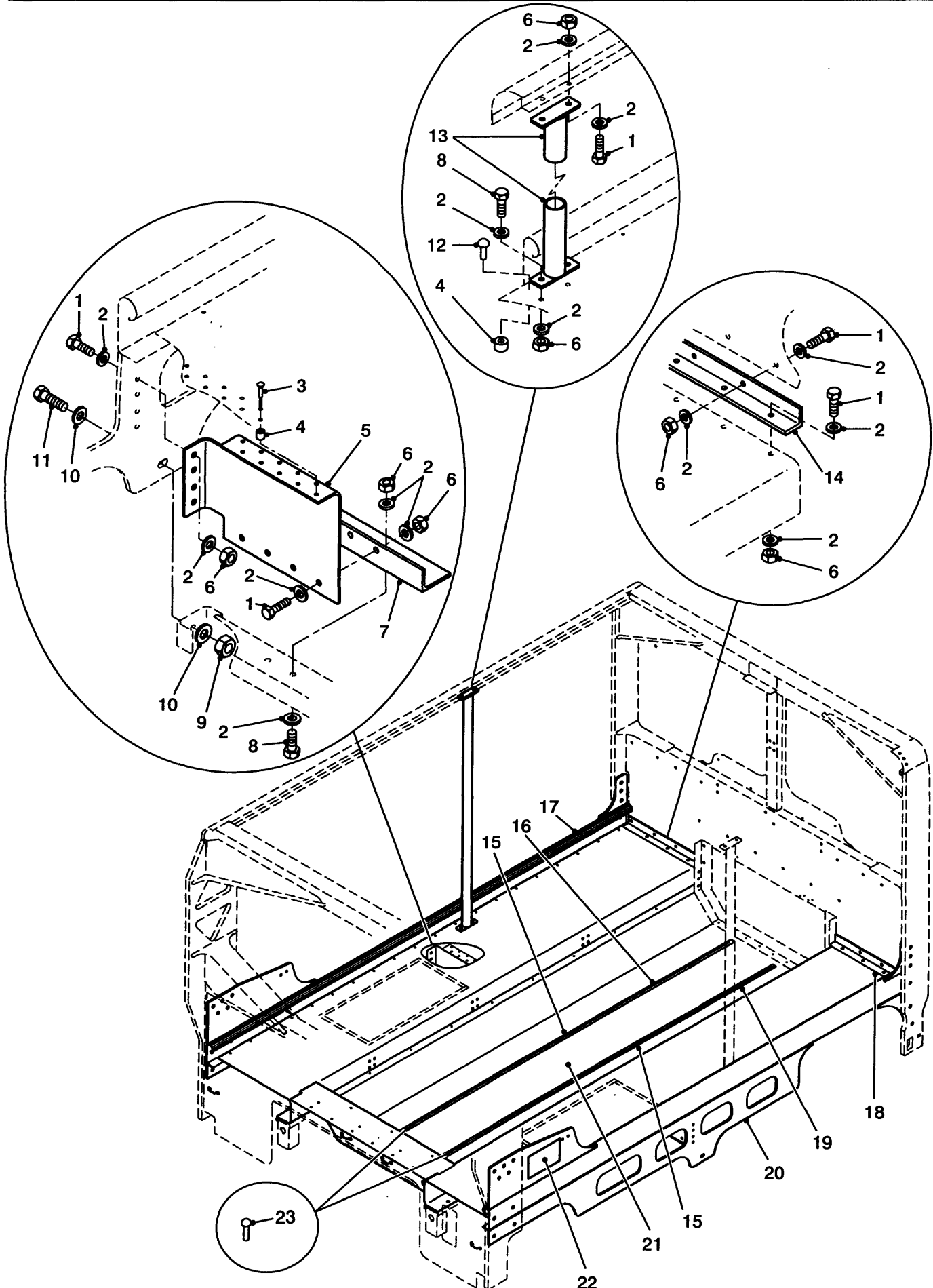
REPAIR PARTS SCALE: 02232

PAGE NO: 17

* GRADE OF REPAIR (LIGHT, MEDIUM OR HEAVY)

GROUP WA SHEET 1

02232



FRAME AND FLOOR

UNCONTROLLED WHEN PRINTED

GROUP WA/1
TITLE FRAME AND FLOOR

ITEM NO	DESIGNATION	NSN MANUFACTURER CODE/PART NO SUPPLIER CODE/PART NO	NO OFF	U O	E X	L* M* H*
013	GRAB HANDLE ASSEMBLY, DIA. 48.4 MM BY 4.47 MM THK. WALL, ALUMINIUM TUBE, 6061 T6 WITH 6 MM PLATE, 5083 H116 WELDED TO EACH END (INCLUDES WA 001, WA 002, WA 006 AND WA 008)	Z8518/43-0070 Z5394/FYD0070	2			
014	ANGLE, FLOOR, TO REAR ROPS, 50.8 MM BY 50.8 MM BY 6.35 MM, ALUMINIUM, L 5061 T6, 536 MM LG, RIGHT	Z8518/43-1013-5R Z5394/FYD1013/5R	1			
015	TREAD PLATE	U1030/330615 Z5394/R330615	2			
016	SLIDE RAIL, BELLY, 775 MM LG.	Z8518/008-887-2 Z5394/GYD887/2	1			
017	SIDE UNDERRUN ASSEMBLY, RIGHT	Z8518/43-1010-9R Z5394/FYD1010/9R	1			
018	ANGLE, FLOOR, TO REAR ROPS, 50.8 MM BY 50.8 MM BY 6.35 MM, ALUMINIUM, L 6061 T6, 536 MM LG, LEFT	Z8518/43-1013-5L Z5394/FYD1013/5L	1			
019	SLIDE RAIL, BELLY, 775 MM LG.	Z8518/008-887-1 Z5394/GYD0887/1	1			
020	SIDE UNDERRUN ASSEMBLY, LEFT	Z8518/43-1010-9L Z5394/FYD1010/9L	1			
021	PRESSING, BELLY, 1.6 MM, ALUMINIUM, 5251 H34, 2770 MM LG.	Z8518/43-0081-1 Z5394/FYD0081/1	1			
022	DECAL, CAMNET (REFER GROUP SGD)	Z8518/008-509 Z5394/GYD509	2			
023	RIVET, ALUMINIUM, SEALED, 3/16 IN BY 0.45 IN LG.	U1030/78248 Z5394/R78248	38			

ISSUE NO: 1

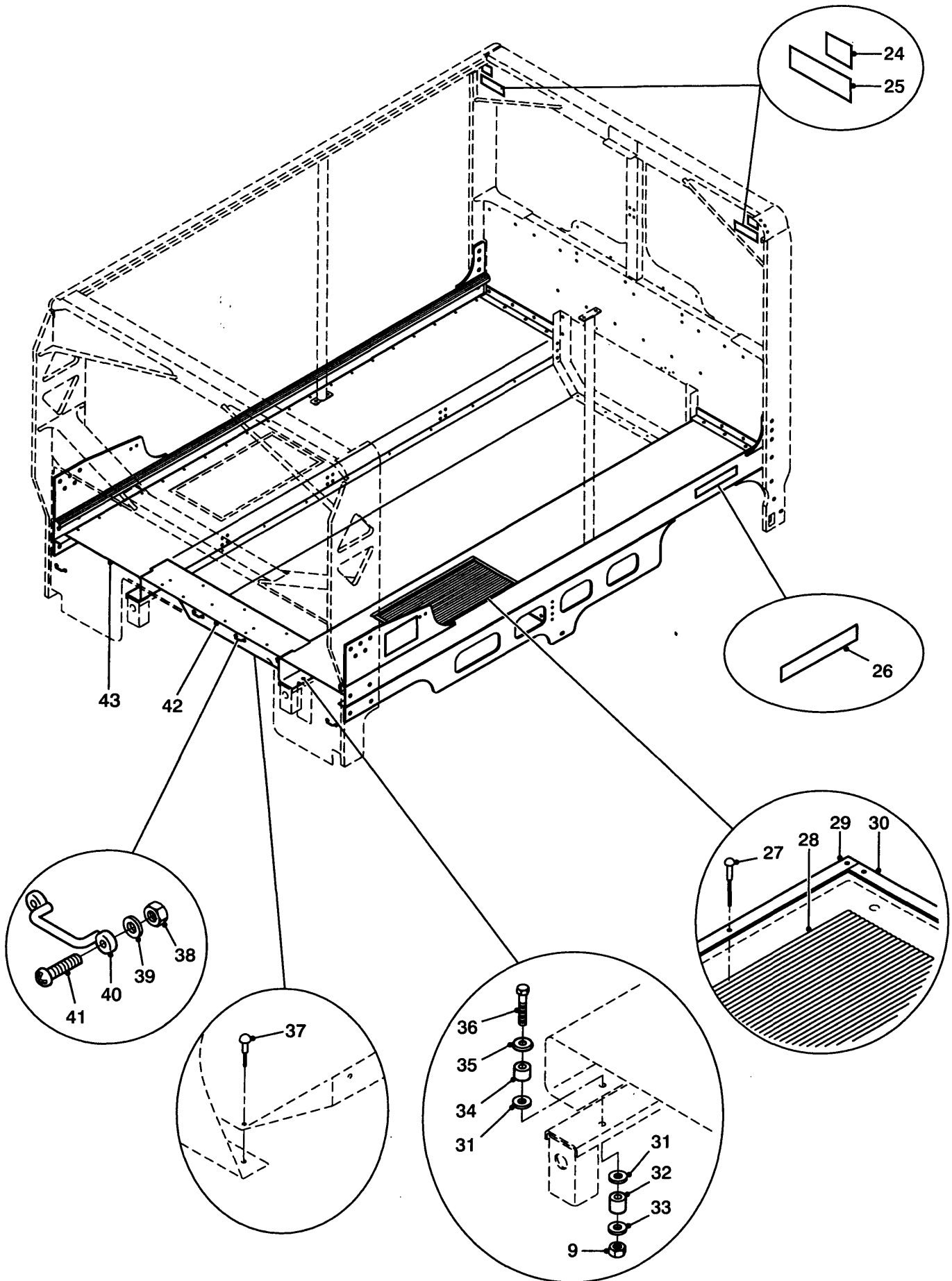
REPAIR PARTS SCALE: 02232

PAGE NO: 18

* GRADE OF REPAIR (LIGHT, MEDIUM OR HEAVY)

GROUP WA SHEET 2

02232



FRAME AND FLOOR

UNCONTROLLED WHEN PRINTED

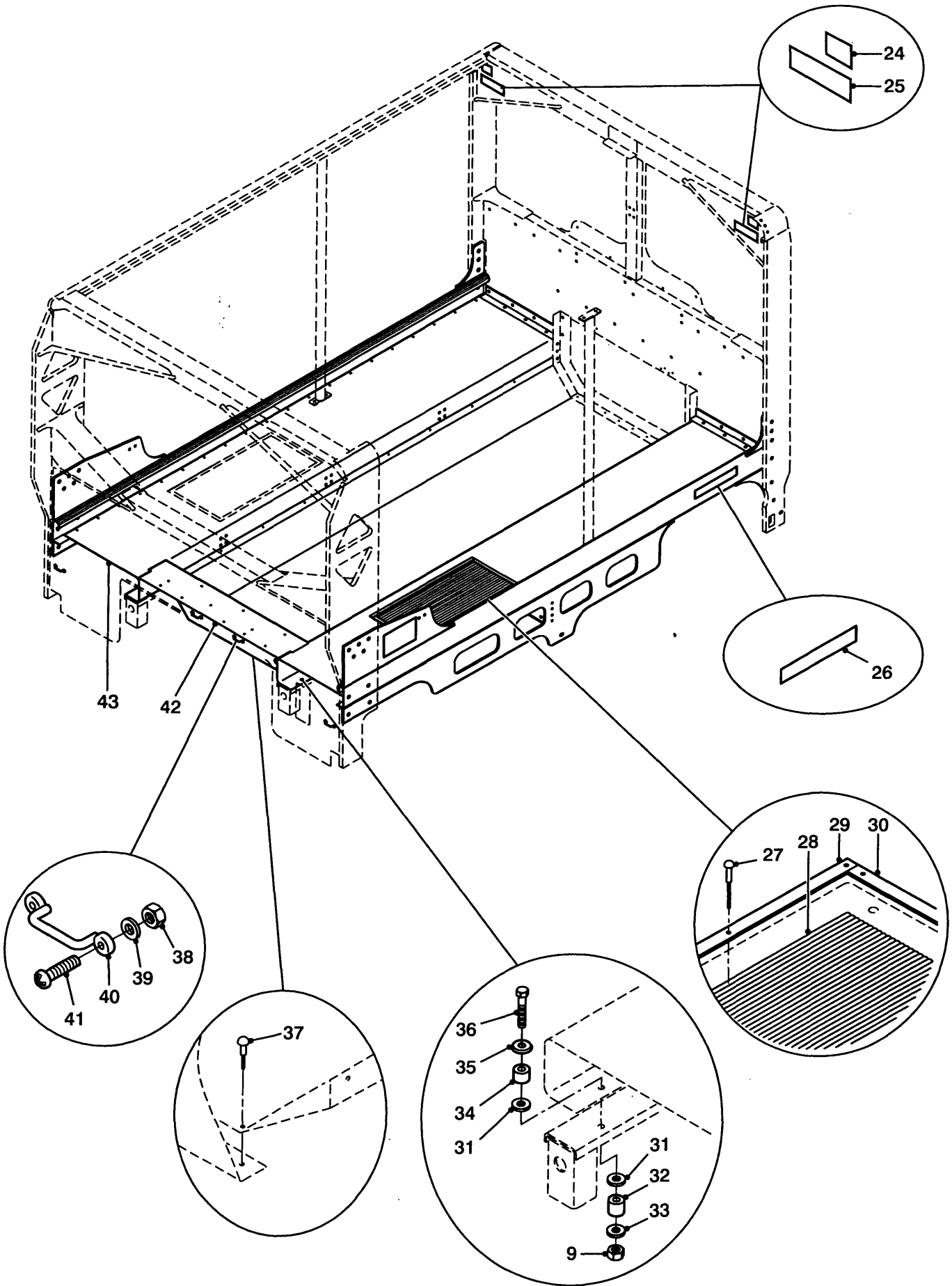
GROUP WA/2
TITLE FRAME AND FLOOR

ITEM NO	DESIGNATION	NSN MANUFACTURER CODE/PART NO SUPPLIER CODE/PART NO	NO OFF	U O I	E X P	L* M* H*
024	DECAL, WARNING, ROLL CAGE (REFER GROUP SGD)	Z5394/HYG5684 Z5394/HYG5684	4			
025	DECAL, CAUTION (REFER GROUP SGD)	Z8518/008-545 Z5394/GYD545	2			
026	DECAL, CAUTION, HOLD STAY BEFORE LIFTING BENCH (REFER GROUP SGD)	Z8518/008-885 Z5394/GYD0885	2			
027	RIVET, CHERRY, ALUMINIUM, 4.8 BY 14.5 MM LG.	Z1F95/0115-4900 Z5394/RA612373	32			
028	MATTING, RUBBER, PEAK RIBBED, 750 MM BY 420 MM BY 3 MM, 60 DURO, BLACK (MANUFACTURE FROM WA 905)	/NIL /NIL	2			
902	ADHESIVE SYNTHETIC RUBBER/RESIN, 1/2 PINT2 PART PACK, TIN OF BASE AND BOTTLE OF HARDENER (USED TO SECURE WA 028, WC 027, WF 004, WF 009 AND WF 021)	8040 99-220-2553 Z0775/BOSTIK 2402 Z0775/BOSTIK 2402	1KT		X	LMH
903	HARDENER, ADHESIVE (USED WITH WA 902)	8040 66-132-1327 Z0775/BOSTIK 9101 Z0775/BOSTIK 9101	1EA		X	LMH
904	THINNER, ADHESIVE (USED WITH WA 902 AND WA 903)	8040 66-131-2610 Z0775/BOSTIK 9913 Z0775/BOSTIK 9913	1CN		X	LMH
905	MATTING, FLOOR, RUBBER, PEAK RIBBED, BLACK, 60 DURO, 3 MM THK, 1200 MM W, 10 M LG (USE AS REQUIRED)	7220 66-147-0632 Z2T55/RIB1200X3X10MR Z5394/GYD0876	1MR		X	LMH
029	STRIP, TRIM, TABLE EDGE EXTRUSION, ALUMINIUM ALLOY, 6060 T1, 750 MM LG. (MANUFACTURE FROM WA 906)	/NIL /NIL	8			
030	STRIP, TRIM, TABLE EDGE EXTRUSION, ALUMINIUM ALLOY, 6060 T1, 420 MM LG. (MANUFACTURE FROM WA 906)	/NIL /NIL	4			
ISSUE NO: 1 REPAIR PARTS SCALE: 02232 PAGE NO: 19						

* GRADE OF REPAIR (LIGHT, MEDIUM OR HEAVY)

GROUP WA SHEET 2

02232



FRAME AND FLOOR

UNCONTROLLED WHEN PRINTED

GROUP WA/2
 TITLE FRAME AND FLOOR

ITEM NO	DESIGNATION	NSN MANUFACTURER CODE/PART NO SUPPLIER CODE/PART NO	NO OFF	U O	E X	L* M* H*
906	STRIP, TRIM, TABLE EDGE EXTRUSION, ALUMINIUM ALLOY, 6060 T1, 4000 MM LG. (USE AS REQUIRED)	ZV067/MSG1111K Z8518/MSG1111K	5			
031	WASHER, FLAT, M12, EXTRA LARGE OD, EXTRA THICK	U1030/WJ112001 Z5394/WJ112001	24			
032	MOUNT RESILIENT, 13 MM BY 30 MM BY 23 MM, POLYURETHANE, LOWER	Z5394/MYH3705 Z5394/MYH3705	12			
033	WASHER D	Z5394/MYH3706 Z5394/MYH3706	6			
034	MOUNT RESILIENT, 13 MM BY 30 MM BY 15 MM, POLYURETHANE, UPPER	Z5394/MYH3701 Z5394/MYH3701	12			
035	WASHER CUPPED, 40 MM BY 12.5 MM	Z5394/MYH3703 Z5394/MYH3703	18			
036	BOLT, HEX HD, M12 BY 65 MM LG, ZINC PLATED	Z8518/008558-B012065M Z5394/BH112131	12			
037	BOLT, SHOULDER 1/4 IN DIA	5306 66-128-5498 Z1742/02771-00817 Z5394/HYL8931	32	EA	X	LMH
038	NUT, SELF-LOCKING, HEXAGON NYLON INSERT, 5 MM COURSE THD, MEDIUM TENSILE, ZINC PLATED	5310 99-122-5494 Z8518/008562-BE05000M Z5394/NY105041L	10	EA	X	LMH
039	WASHER, FLAT RD, STEEL, ZINC PLATED, 6 MM NOM BOLT SIZE, 12.50 MM OD, 1.60 MM THK	5310 99-122-6474 Z8518/008561-BA050000 Z5394/WA105001L	10	EA	X	LMH
040	BREECHING STAPLE	ZL110/99025 Z5394/HYM1002	5			
041	SCREW, PAN HD, CROSS RECESS, M5 BY 0.8 MM BY 16 MM LG, ZINC PLATED	Z8518/008560-BF05016L Z5394/SE105161	10			
042	PRESSING, BELLY END, 2MM ALUMINIUM SHEET 5251 H34	Z8518/43-1914 Z5394/FYD1914	1			

ISSUE NO: 1

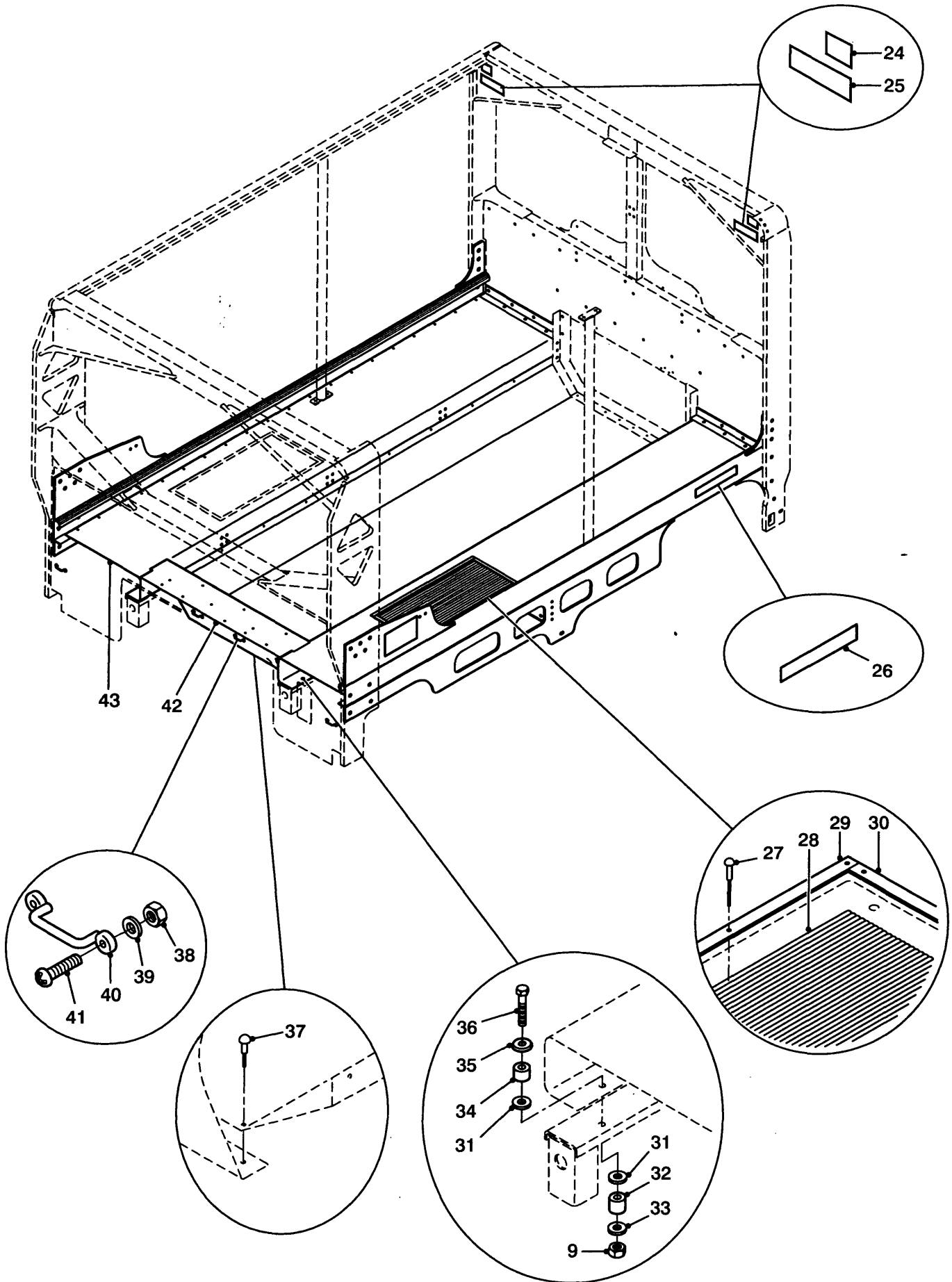
REPAIR PARTS SCALE: 02232

PAGE NO: 20

* GRADE OF REPAIR (LIGHT, MEDIUM OR HEAVY)

GROUP WA SHEET 2

02232



FRAME AND FLOOR

UNCONTROLLED WHEN PRINTED

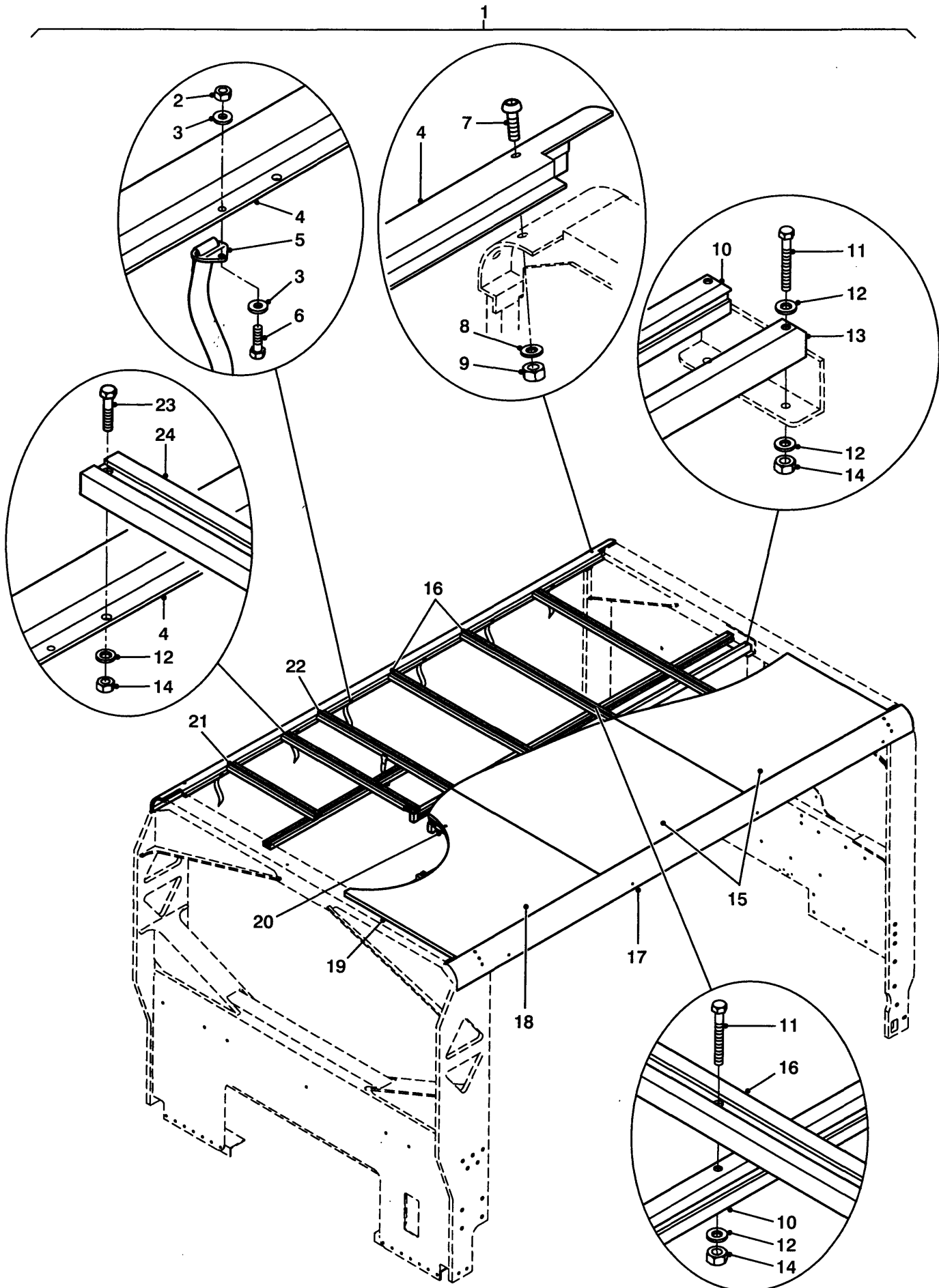
GROUP WA/2
 TITLE FRAME AND FLOOR

ITEM NO	DESIGNATION	NSN MANUFACTURER CODE/PART NO SUPPLIER CODE/PART NO	NO OFF I	U O I	R X P	L* M* H*
043	PRESSING, FLOOR, 3.5 MM, ALUMINIUM, 5083 H321, 3000 MM LG, RIGHT	Z8518/43-0080-1R Z5394/FYD0080/1R	1			
907	PRESSING, FLOOR, 3.5 MM, ALUMINIUM, 5083 H321, 3000 MM LG, LEFT	Z8518/43-0080-1L Z5394/FYD0080/1L	1			

* GRADE OF REPAIR (LIGHT, MEDIUM OR HEAVY)

GROUP WB SHEET 1

02232



ROOF ASSEMBLY

UNCONTROLLED WHEN PRINTED

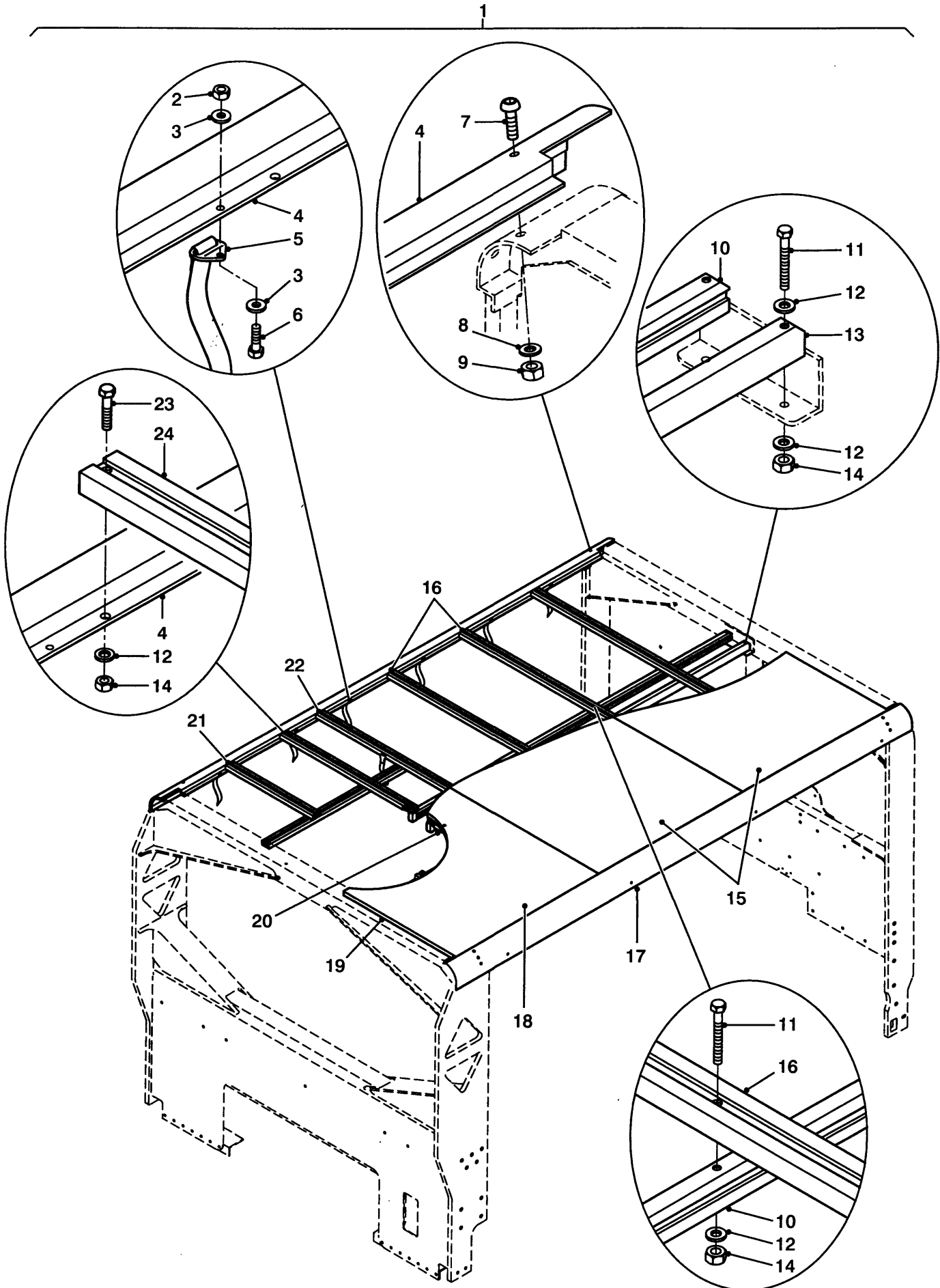
GROUP WB/1
TITLE ROOF ASSEMBLY

ITEM NO	DESIGNATION	NSN MANUFACTURER CODE/PART NO SUPPLIER CODE/PART NO	NO OFF	U O	E X	L* M* H*
001	ROOF ASSEMBLY, DFW (INCLUDES WB 002 TO WB 032)	Z8518/43-2116 Z8518/43-2116	1			
002	NUT, SELF-LOCKING, HEXAGON M6, STEEL, ZINC PLATED, BLACK (ALSO PART OF WB 001)	5310 66-144-6472 Z8518/008562-BE06000M Z5394/NZ106044	14EA		X	LMH
003	WASHER, FLAT M6, STEEL, ZINC PLATED, BLACK (ALSO PART OF WB 001)	5310 66-144-6474 Z8518/008561-BA060000 Z5394/WA106044	26EA		X	LMH
004	CANT RAIL, ALUMINIUM EXTRUSION, U9756R, 6351 T5, 3158 MM LG, RIGHT (ALSO PART OF WB 001)	Z8518/43-1922-9R Z5394/FYD1922/9R	1			
005	STRAP, WEBBING CANOPY, SIDE TIE-UP (INCLUDES WB 901, WB 902 AND WB 903, ALSO PART OF WB 001)	5340 66-144-6476 Z8518/43-1041 Z5394/FYD1041	12EA		X	LMH
901	STRAP, WEBBING 400 MM LG, 25 MM W, NYLON (ALSO PART OF WB 005)	5340 66-144-6475 Z4681/43-1041-1 Z8518/43-1041-1	1EA		X	LMH
902	BUCKLE, RETAINING END, 3 MM, M.S. COATED (ALSO PART OF WB 005)	Z4681/43-1041-2 Z4681/43-1041-2	1			
903	BUCKLE PLASTIC, OLIVE DRAB, MALE. 3 PRONG (ALSO PART OF WB 005)	5340 66-144-6477 Z4681/43-1041-3 Z4681/43-1041-3	1EA		X	LMH
006	BOLT, MACHINE M6 X 25MM LG, HEX HD, ZINC PLATED BLACK (ALSO PART OF WB 001)	5306 66-144-6369 Z8518/008558-B006025M Z5394/BH106054	12EA		X	LMH
007	SCREW, BUTTON HEAD, M10 BY 35 MM LG, ZINC PLATED, BLACK (ALSO PART OF WB 001)	Z8518/008563-BC10035M Z5394/SB110354	12			
008	WASHER, FLAT, STEEL, M10, ZINC PLATED, BLACK (ALSO PART OF WB 001)	Z8518/008561-BA100000 Z5394/WA110064	12			
009	NUT, SELF LOCKING, HEX, M10, ZINC PLATED, BLACK (ALSO PART OF WB 001)	Z8518/008562-BE10000M Z5394/NZ110044	12			
ISSUE NO: 1 REPAIR PARTS SCALE: 02232 PAGE NO: 22						

* GRADE OF REPAIR (LIGHT, MEDIUM OR HEAVY)

GROUP WB SHEET 1

02232



ROOF ASSEMBLY

UNCONTROLLED WHEN PRINTED

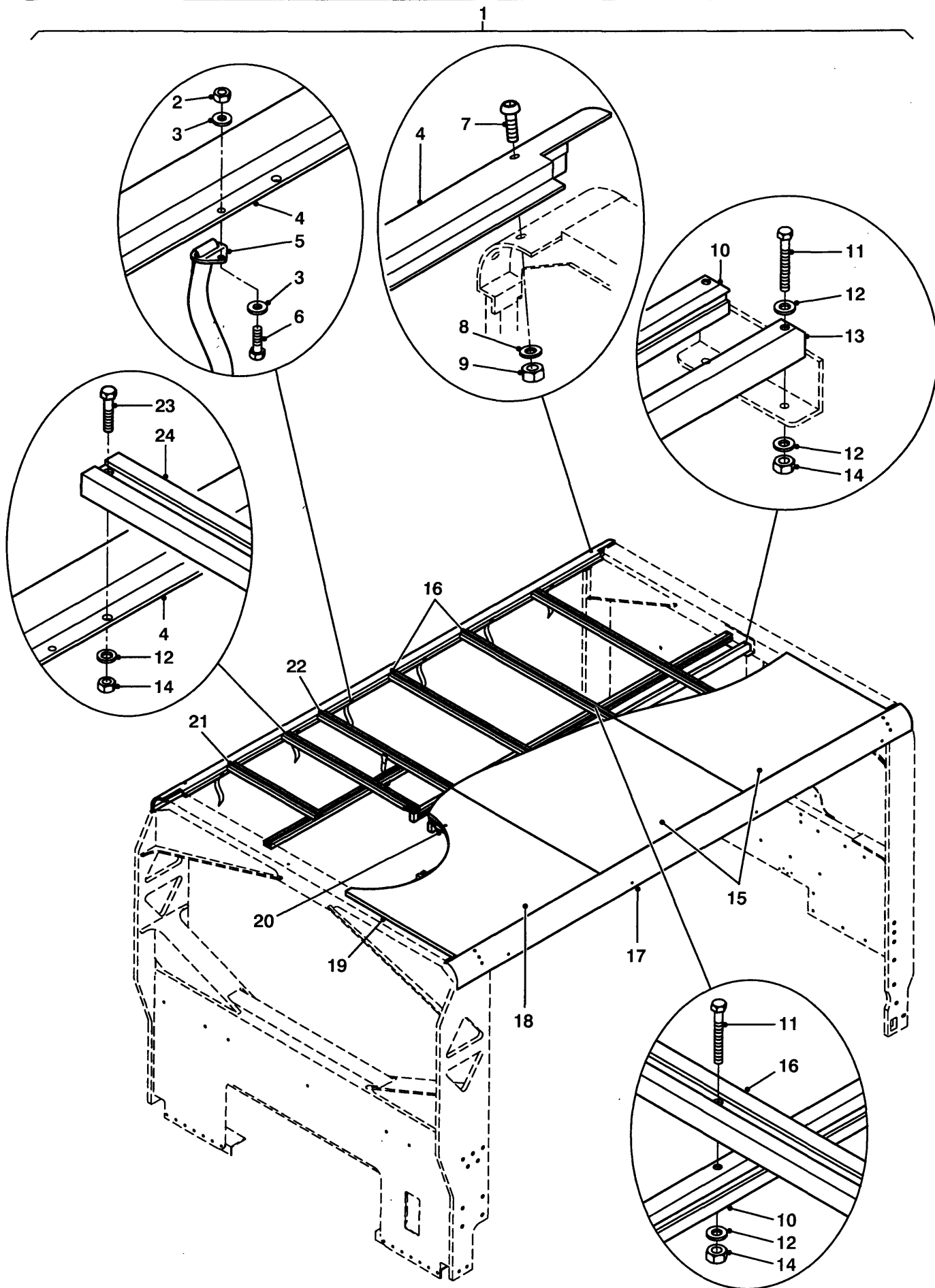
GROUP WB/1
TITLE ROOF ASSEMBLY

ITEM NO	DESIGNATION	NSN MANUFACTURER CODE/PART NO SUPPLIER CODE/PART NO	NO OFF	U O	E X	L* M* H*
010	BOW, ROOF, LONGITUDINAL, ALUMINIUM EXTRUSION, P1040R, 6061 T6, 2227 MM LG, RIGHT (ALSO PART OF WB 001)	Z8518/43-1922-5R Z5394/FYD1922/5R	1			
011	BOLT, HEX HD, M8 BY 70 MM LG, ZINC PLATED, BLACK (ALSO PART OF WB 001)	Z8518/008558-B008070M Z5394/BH108144	2			
904	CAP, PROTECTIVE, DUST AND MOISTURE SEAL THREAD, RED (FIT TO PROTRUDING BOLTS SECURING ROOF LONGITUDINAL BOWS AND CROSS BOWS)	5340 66-144-6416 Z1397/CP2S Z5394/HYM1011	12	EA	X	LMH
012	WASHER FLAT, M8, ZINC PLATED, BLACK (ALSO PART OF WB 001)	Z8518/008561-BA080000 Z5394/WA108054L	36			
013	BOW, ROOF, LONGITUDINAL, ALUMINIUM EXTRUSION, P1040R, 6061 T6, 2227 MM LG, LEFT (ALSO PART OF WB 001)	Z8518/43-1922-5L Z5394/FYD1922/5L	1			
014	NUT, SELF LOCKING, HEX, M8, ZINC PLATED, BLACK (ALSO PART OF WB 001)	Z8518/008562-BE08000M Z5394/NY108044	32			
015	SHEET, ROOF, 1.6 MM ALUMINIUM SHEET, 5251 H34, 2000 MM BY 1000 MM (REFER WB 905, ALSO PART OF WB 001)	Z8518/43-1017-2 Z5394/FYD1017/2	2			
905	TAPE, ADHESIVE, VHB, 50 MM W, BLACK, 33 MR ROLL (USED TO SECURE WB 015 AND WB 017 TO ROOF STRUCTURE)	U6293/OMY 0036 U6293/OMY 0036	1			
016	BOW, CROSS, ROOF, ALUMINIUM EXTRUSION, P1040R, 6061 T6, 1946 MM LG. (ALSO PART OF WB 001)	Z8518/43-1017-3 Z5394/FYD1017/3	3			
017	CANT RAIL, ALUMINIUM EXTRUSION, U9756R, 6351 T5, 3158 MM LG, LEFT (ALSO PART OF WB 001)	Z8518/43-1922-9L Z5394/FYD1922/9L	1			
018	SHEET, ROOF, GUNRING, 1.6 MM ALUMINIUM SHEET, 5251 H34, 2020 MM BY 1020 MM (LESS CUTOUT, ALSO PART OF WB 001)	Z8518/43-1922-7 Z5394/FYD1922/7	1			
ISSUE NO: 1 REPAIR PARTS SCALE: 02232 PAGE NO: 23						

* GRADE OF REPAIR (LIGHT, MEDIUM OR HEAVY)

GROUP WB SHEET 1

02232



ROOF ASSEMBLY

UNCONTROLLED WHEN PRINTED

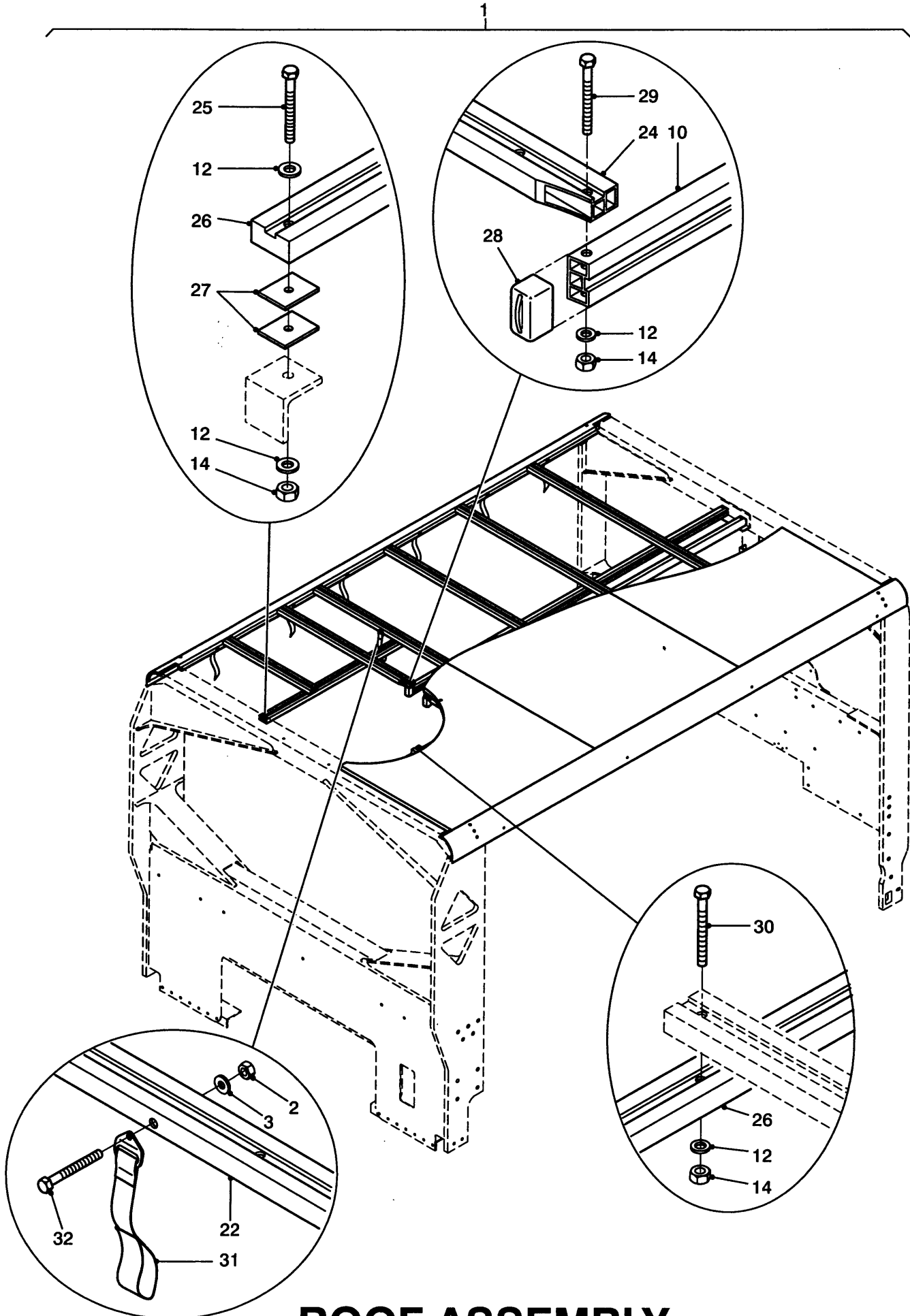
GROUP WB/1
TITLE ROOF ASSEMBLY

ITEM NO	DESIGNATION	NSN MANUFACTURER CODE/PART NO SUPPLIER CODE/PART NO	NO OFF	U O	E X	L* M* H*
019	PLASTIC SHEET ROOF INSULATION, C/W ADHESIVE BACKING 2000MM LG X 1000MM W X 10MM THK (USE AS REQUIRED, ALSO PART OF WB 001)	9330 66-144-6356 Z1J37/LD 45 FR Z1J37/LD 45 FR	4	EA	X	LMH
020	BOW, CROSS, ROOF, ALUMINIUM EXTRUSION, P1040R, 6061 T6, GUNRING SUPPORT, LEFT, 922 MM LG. (ALSO PART OF WB 001)	Z8518/43-1922-4L Z5394/FYD1922/4L	1			
021	BOW, CROSS, ROOF, ALUMINIUM EXTRUSION, P1040R, 6061 T6, GUNRING SUPPORT - SHORT, 616 MM LG. (ALSO PART OF WB 001)	Z8518/43-1922-1 Z5394/FYD1922/1	2			
022	BOW, CROSS, ROOF, ALUMINIUM EXTRUSION, P1040R, 6061 T6, REAR SUPPORT, 1947 MM LG. (ALSO PART OF WB 001)	Z8518/43-1922-3 Z5394/FYD1922/3	1			
906	TAPE, SEALANT, WATERPROOF, 50 MR ROLL (USED ON FRONT AND REAR EDGE OF CENTRE ROOF SHEET)	U6293/Y389 U6293/Y389	1			
023	SCREW, HEX HD, M8 BY 40 MM LG, ZINC PLATED, BLACK (ALSO PART OF WB 001)	Z8518/008559-B008040M Z5394/SH108404	12			
024	BOW, CROSS, ROOF, ALUMINIUM EXTRUSION, P1040R, 6061 T6, GUNRING SUPPORT, RIGHT 922 MM LG. (ALSO PART OF WB 001)	Z8518/43-1922-4R Z5394/FYD1922/4R	1			
ISSUE NO: 1 REPAIR PARTS SCALE: 02232 PAGE NO: 24						

* GRADE OF REPAIR (LIGHT, MEDIUM OR HEAVY)

GROUP WB SHEET 2

02232



ROOF ASSEMBLY

UNCONTROLLED WHEN PRINTED

GROUP WB/2
TITLE ROOF ASSEMBLY

ITEM NO	DESIGNATION	NSN MANUFACTURER CODE/PART NO SUPPLIER CODE/PART NO	NO OFF	U O	E X	L* M* H*
025	BOLT, HEX HD, M8 BY 45 MM LG, ZINC PLATED, BLACK (ALSO PART OF WB 001)	Z8518/008558-B008045M Z5394/BH108094	2			
026	BOW, SUPPORT, GUNRING, LONGITUDINAL ALUMINIUM EXTRUSION, P1040R, 6061 T6, 978 MM LG. (ALSO PART OF WB 001)	Z8518/43-1922-2 Z5394/FYD1922/2	2			
027	SPACER, 4 MM THK, 40 MM BY 50 MM (ALSO PART OF WB 001)	Z8518/008-520 Z5394/GYD520	4			
028	CAP, PLASTIC, HORIZONTAL HEADBOARD, 750 SEMI RIGID PLASTICISED PVC, 89 DURO, BLACK OD, 54.5 MM LG. BY 29 MM W. BY 28 MM H, ID 48 MM LG BY 24 MM W. (ALSO PART OF WB 001)	Z8518/39-1038 Z5394/HYM948	4			
029	BOLT, HEX HD, M8 BY 85 MM LG, ZINC PLATED, BLACK (ALSO PART OF WB 001)	Z8518/008558-B008085M Z5394/BH108174	10			
030	BOLT, HEX HD, M8 BY 55 MM LG, ZINC PLATED, BLACK (ALSO PART OF WB 001)	Z8518/008558-B008055M Z5394/BH108114	6			
031	STRAP, WEBBING COMFORT STRAP, 25 MM W NYLON WEBBING WITH 3 MM M/STEEL BUCKLE (INCLUDES WB 907 AND WB 908, ALSO PART OF WB 001)	5340 66-142-8884 Z8518/43-0071 Z5394/FYD0071	2	EA	X	LMH
907	STRAP, RETAINING, NYLON WEBBING, 25 MM BY 285 MM FINISHED STRAP LENGTH (ALSO PART OF WB 031)	Z8518/43-0071-1 Z8518/43-0071-1	1			
908	BUCKLE, RETAINING END, 3 MM, M.S. COATED (ALSO PART OF WB 031)	Z8518/43-0071-2 Z8518/43-0071-2	1			
032	BOLT, HEX HD, M6 BY 65 MM LG, ZINC PLATED, BLACK (ALSO PART OF WB 001)	Z8518/008558-B006065M Z5394/BH106134	2			

ISSUE NO: 1

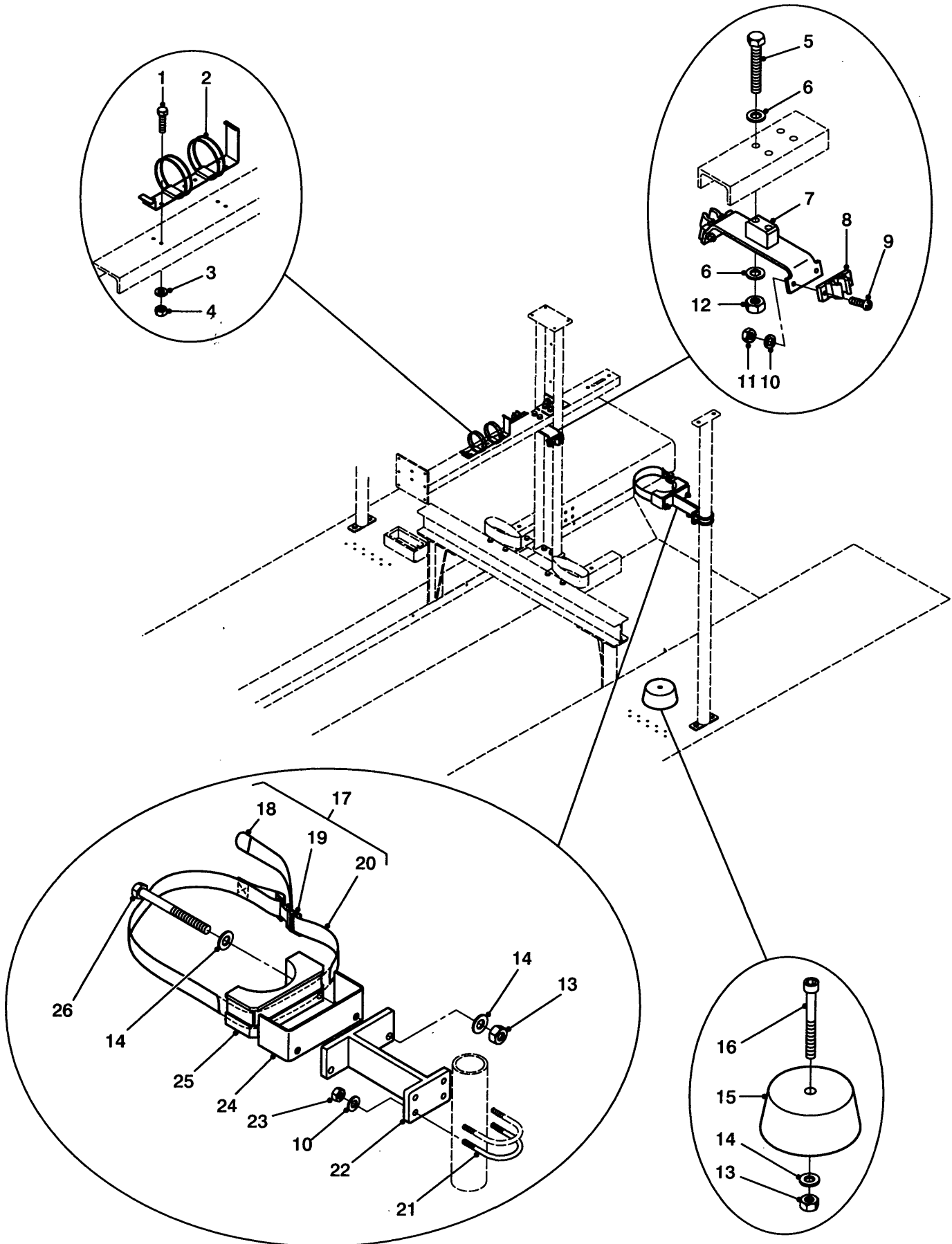
REPAIR PARTS SCALE: 02232

PAGE NO: 25

* GRADE OF REPAIR (LIGHT, MEDIUM OR HEAVY)

GROUP WE SHEET 1

02232



INTERIOR FITTINGS - MODULE

UNCONTROLLED WHEN PRINTED

GROUP WE/1
 TITLE INTERIOR FITTINGS - MODULE

ITEM NO	DESIGNATION	NSN MANUFACTURER CODE/PART NO SUPPLIER CODE/PART NO	NO OFF	U O	E X	L* M* H*
001	SCREW, HEXAGON HEAD ISO METRIC, STEEL, HEX HD, ZINC COATED, 5 MM BY 20 MM LG	5305 66-128-4906 Z8518/008558-B005020M Z5394/SH105201	4	EA	X	LMH
002	BRACKET, FIRE EXTINGUISHER DOUBLE STRAP	4210 66-144-8935 Z8518/008-965 Z5394/GYD965	1	EA	X	LMH
003	WASHER, FLAT ROUND, STEEL, ZINC PLATED, 5 MM BOLT SIZE	5310 99-122-3032 Z8518/008561-BA050000 Z5394/WA105001	4	EA	X	LMH
004	NUT, NYLOC, M5	Z8518/008562-BE05000M Z5394/NY105041	4			
005	BOLT, HEX HD, M10 BY 65 MM LG.	Z8518/008558-B010065M Z5394/BH110131	2			
006	WASHER, FLAT, STEEL, M10, ZINC PLATED, BLACK	Z8518/008561-BA100000 Z5394/WC110044	16			
007	CATCH, BRACKET	Z8518/008-815 Z5394/GYD0815	1			
008	CATCH, FEMALE, BLACK PLASTIC	Z5394/MYH3386 Z5394/MYH3386	2			
009	SCREW, MUSHROOM HD, CROSS RECESS, M6 BY 25 MM LG.	Z8518/008560-BL06025M Z5394/MYH3825	8			
010	WASHER, FLAT, M6, ZINC PLATED, FE/ZN, BLACK	Z8518/008561-BA060000 Z5394/WA106044	26			
011	NUT, SELF LOCKING, HEX, M6, ZINC PLATED, BLACK	Z8518/008562-BE06000M Z5394/NZ106044	16			
012	NUT, NYLOC, M10	Z5818/008562-BE10000M Z5394/NY110041	8			
013	NUT, SELF LOCKING, HEX, M8, ZINC PLATED, BLACK	Z8518/008562-BE08000M Z5394/NY108044	9			
014	WASHER, FLAT, M8, ZINC PLATED, BLACK	Z8518/008561-BA080000 Z5394/WA108044	13			

ISSUE NO: 1

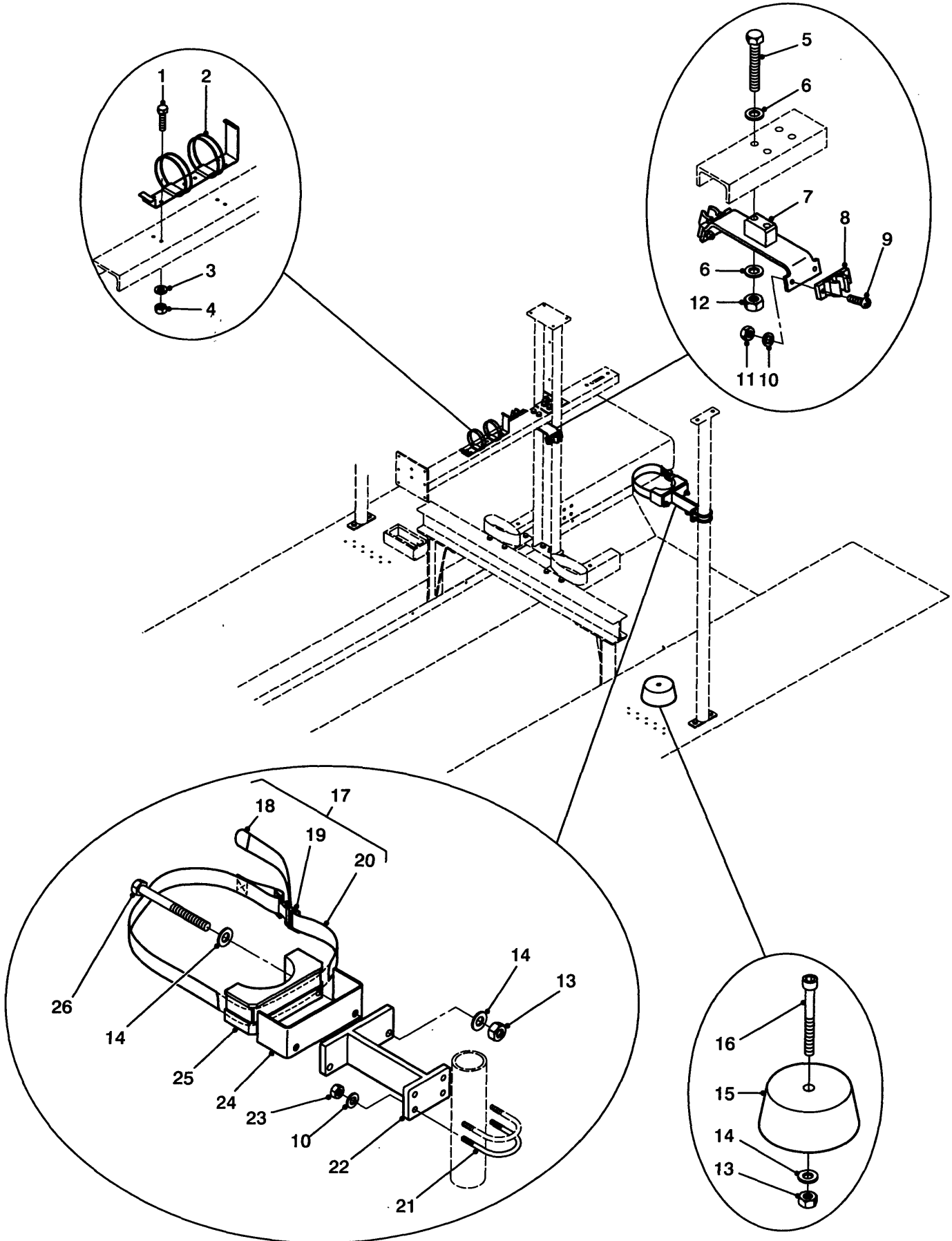
REPAIR PARTS SCALE: 02232

PAGE NO: 26

* GRADE OF REPAIR (LIGHT, MEDIUM OR HEAVY)

GROUP WE SHEET 1

02232



INTERIOR FITTINGS - MODULE

UNCONTROLLED WHEN PRINTED

GROUP WE/1
 TITLE INTERIOR FITTINGS - MODULE

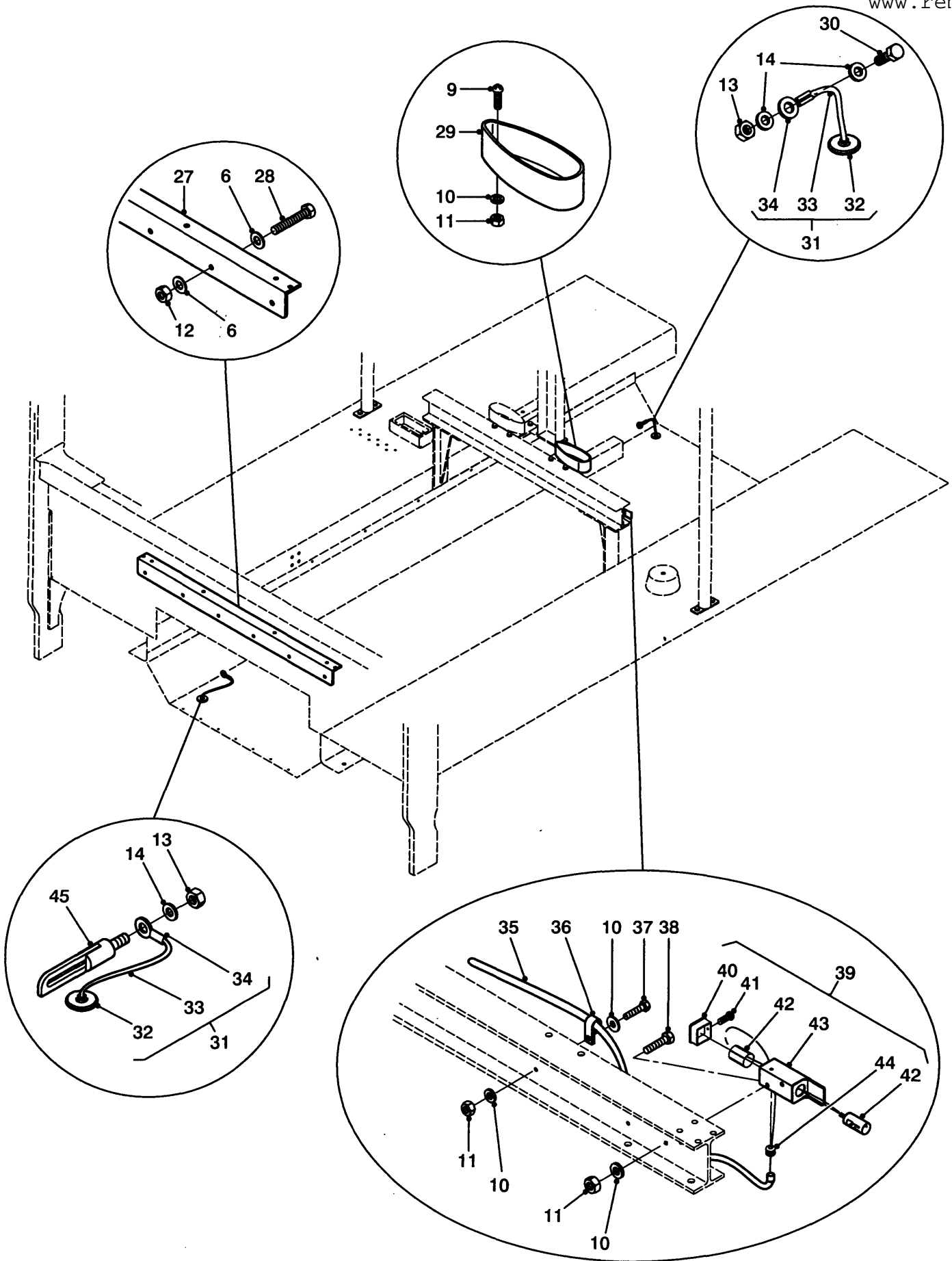
ITEM NO	DESIGNATION	NSN MANUFACTURER CODE/PART NO SUPPLIER CODE/PART NO	NO OFF	U O I	E X P	L* M* H*
015	INSERT, FLOOR	Z8518/008-820 Z5394/GYD0820	1			
016	SCREW, SOCKET CAP HD, M8 BY 70 MM LG.	Z8518/008563-AA080700 Z5394/SS108701	2			
017	STRAP, WEBBING BUCKLE AND RUNNING END, 60CM O/A LG (INCLUDES WE 018 TO WE 020)	5340 66-144-8930 Z8518/008-702-1 Z5394/GYD702/1	1	EA	X	LMH
018	CLIP, END (ALSO PART OF WE 017)	96906/MS51929-3 96906/MS51929-3	1			
019	BUCKLE (ALSO PART OF WE 017)	96906/MS51929-2 96906/MS51929-2	1			
020	WEBBING, GREEN, TYPE 111, CLASS 4 OR 7, 25 MM WIDE, 734 MM LG. (USE WE 017 OR MANUFACTURE FROM WE 910)	/NIL /NIL	1			
021	U BOLT, 1/4 IN.	Z1F95/0227 9606 Z5394/GYD0823	3			
022	BRACKET, CARL GUSTAV	Z8518/008-827 Z5394/GYD0827	1			
023	NUT, SELF LOCKING, 1/4 IN BSW	Z8518/008746-BE040000 Z5394/NZ304041	6			
024	CHANNEL, CARL GUSTAV	Z8518/008-826 Z5394/GYD0826	1			
025	PAD, CARL GUSTAV	Z8518/008-825 Z5394/GYD0825	1			
026	BOLT, HEX HD, M8 BY 85 MM LG.	Z8518/008558-B008085M Z5394/BH108174	2			
ISSUE NO: 1 REPAIR PARTS SCALE: 02232 PAGE NO: 27						

* GRADE OF REPAIR (LIGHT, MEDIUM OR HEAVY)

GROUP WE SHEET 2

02232

www.remlr.com



INTERIOR FITTINGS - MODULE

UNCONTROLLED WHEN PRINTED

GROUP WE/2
 TITLE INTERIOR FITTINGS - MODULE

ITEM NO	DESIGNATION	NSN MANUFACTURER CODE/PART NO SUPPLIER CODE/PART NO	NO OFF	U O	E X	L* M* H*
027	SUPPORT, TRANSVERSE, REAR SEAT, ANGLE, 1110 MM LG.	Z8518/43-1019-6 Z5394/FYD1019/6	1			
028	BOLT, HEX HD, M10 BY 30 MM LG.	Z8518/008558-B010030M Z5394/BH110061	6			
029	BOX, BUTT, RIFLE POLYPROPYLENE, 185 MM LG, 51.5 MM D BY 91 MM W	2540 66-128-5542 Z5394/HYG3498 Z5394/HYG3498	2EA		X	LMH
030	BOLT, HEX HD, M8 BY 20 MM LG, ZINC PLATED, FE/ZN, BLACK	Z5394/008558-B008020M Z5394/BH108041	11			
031	GROMMET, NONMETALLIC CORD ASSEMBLY, ANTENNA (INCLUDES WE 032 TO WE 034)	5325 66-128-5344 Z5394/HYG3262 Z5394/HYG3262	4EA		X	LMH
032	GROMMET (USE WE 031)	/NIL /NIL	1			
033	CABLE (USE WE 031)	/NIL /NIL	1			
034	TERMINAL, LUG (USE WE 031)	/NIL /NIL	1			
035	HARNESS, POWER SOCKET, 6000 MM LG. (INCLUDES WE 901 TO WE 905)	Z8518/008-808 Z5394/GYD0808	1			
901	TERMINAL, QUICK DISCONNECT (ALSO PART OF WE 035)	5940 66-102-4112 Z0220/H2743 Z0220/H2743	2EA		X	LMH
902	INSULATION SLEEVING, ELECTRICAL, SPECIAL PURPOSE PVC, CLEAR, 33.0 MM LG, 4.6 MM OD (ALSO PART OF WE 035)	5970 66-128-4715 Z0220/H2806 Z5394/AYG9120	2EA		X	LMH
903	FERRULE, ELECTRICAL CONDUCTOR BULLET, BRASS, CRIMP, 12.7 MM LG, 4.7 MM OD (ALSO PART OF WE 035)	5940 66-128-4737 Z0220/H2721 Z5394/MYH2565	1EA		X	LMH
904	WIRE, 26/0.32, PURPLE, 6950 MM LG. (USE WE 035)	/NIL /NIL	1			

ISSUE NO: 1

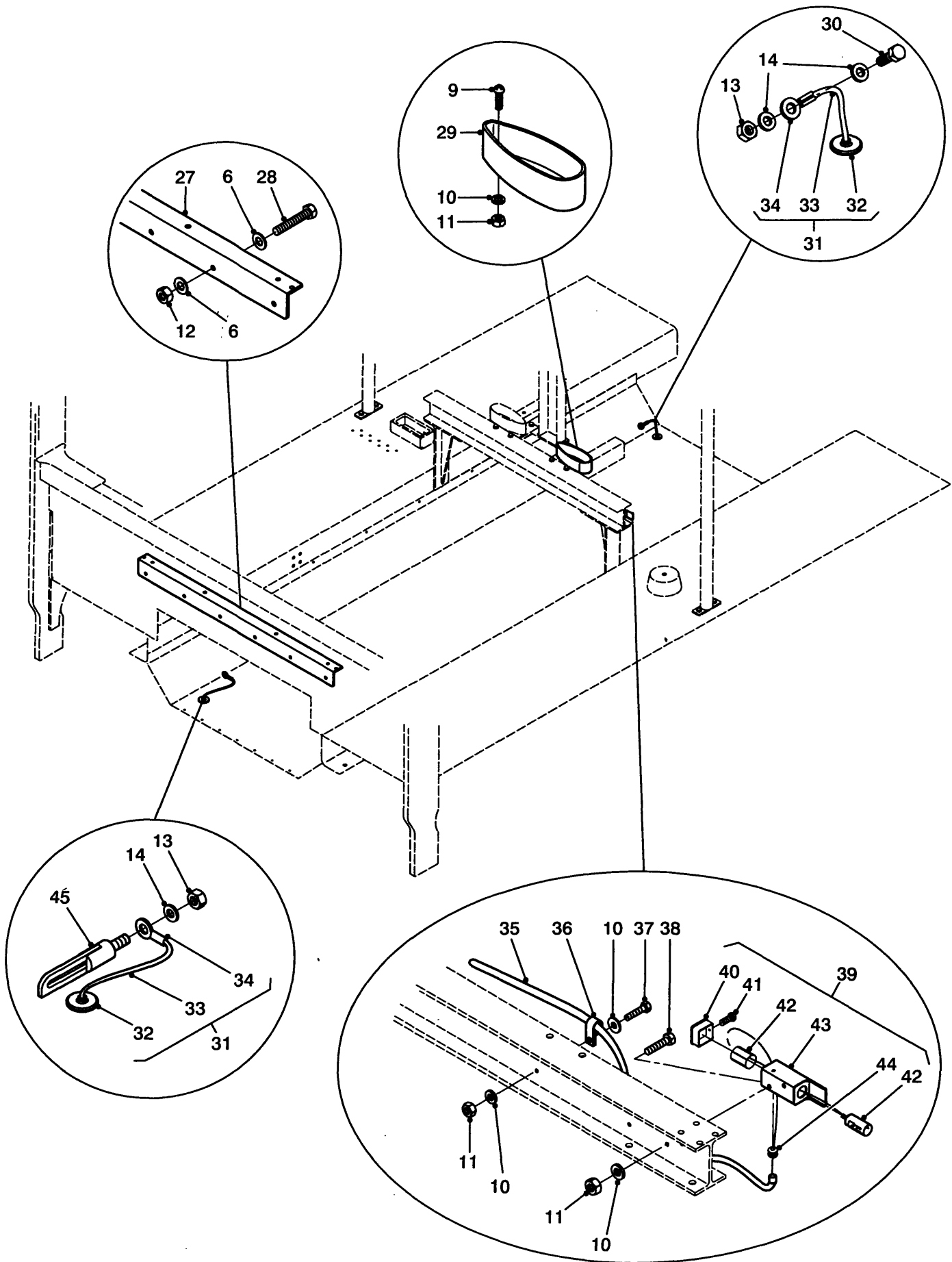
REPAIR PARTS SCALE: 02232

PAGE NO: 28

* GRADE OF REPAIR (LIGHT, MEDIUM OR HEAVY)

GROUP WE SHEET 2

02232



INTERIOR FITTINGS - MODULE

UNCONTROLLED WHEN PRINTED

GROUP WE/2
TITLE INTERIOR FITTINGS - MODULE

ITEM NO	DESIGNATION	NSN MANUFACTURER CODE/PART NO SUPPLIER CODE/PART NO	NO OFF	U O	E X	L* M*
				I	P	H*
905	TUBING, PVC, 4 MM, BLACK, 6950 MM LG. (ALSO PART OF WE 035)	Z3914/H29116 Z3914/H29116	7			
036	CLAMP, LOOP	5340 66-128-4546 Z5394/MYH2697 Z5394/MYH2697	6EA		X	LMH
906	CLAMP, LOOP	5340 66-106-1527 U1030/622324 Z5394/R622324	5EA		X	LMH
907	CABLE TIE, BLACK, 142 MM LG.	Z1F95/2401361 Z8518/2401361	11			
908	FERRULE, ELECTRICAL CONDUCTOR BULLET, BRASS, CRIMP, 17.0 MM LG	Z0220/H2782 Z0220/H2782	2			
909	INSULATOR	Z0220/H2805 Z0220/H2805	2			
037	SCREW, HEX HD, M6 BY 20 MM LG, ZINC PLATED, FE/ZN, BLACK	Z8518/008559-B006020M Z5394/SH106204	4			
038	SCREW, HEX HD, M6 BY 25 MM LG.	Z5394/008559-B006025M Z5394/SH106251	4			
039	CIGARETTE LIGHTER ASSEMBLY (INCLUDES WE 040 TO WE 044)	Z8518/008-964 Z5394/GYD964	2			
040	CAP, PLASTIC, BLACK (ALSO PART OF WE 039)	Z1W34/PN78X40 Z5394/HYM1008	1			
041	SCREW, RECESSED PAN HD, STEEL, ZINC PLATED, 8G BY 10 MM LG. (ALSO PART OF WE 039)	Z8518/008744-AA080010 Z5394/AB108031	1			
042	CIGARETTE LIGHTER, 12 V (ALSO PART OF WE 039)	Z1G21/CL12B Z1G21/CL12B	1			
043	BRACKET, CIGARETTE LIGHTER, 12V (ALSO PART OF WE 039)	Z8518/008-211 Z5394/GYD211	1			

ISSUE NO: 1

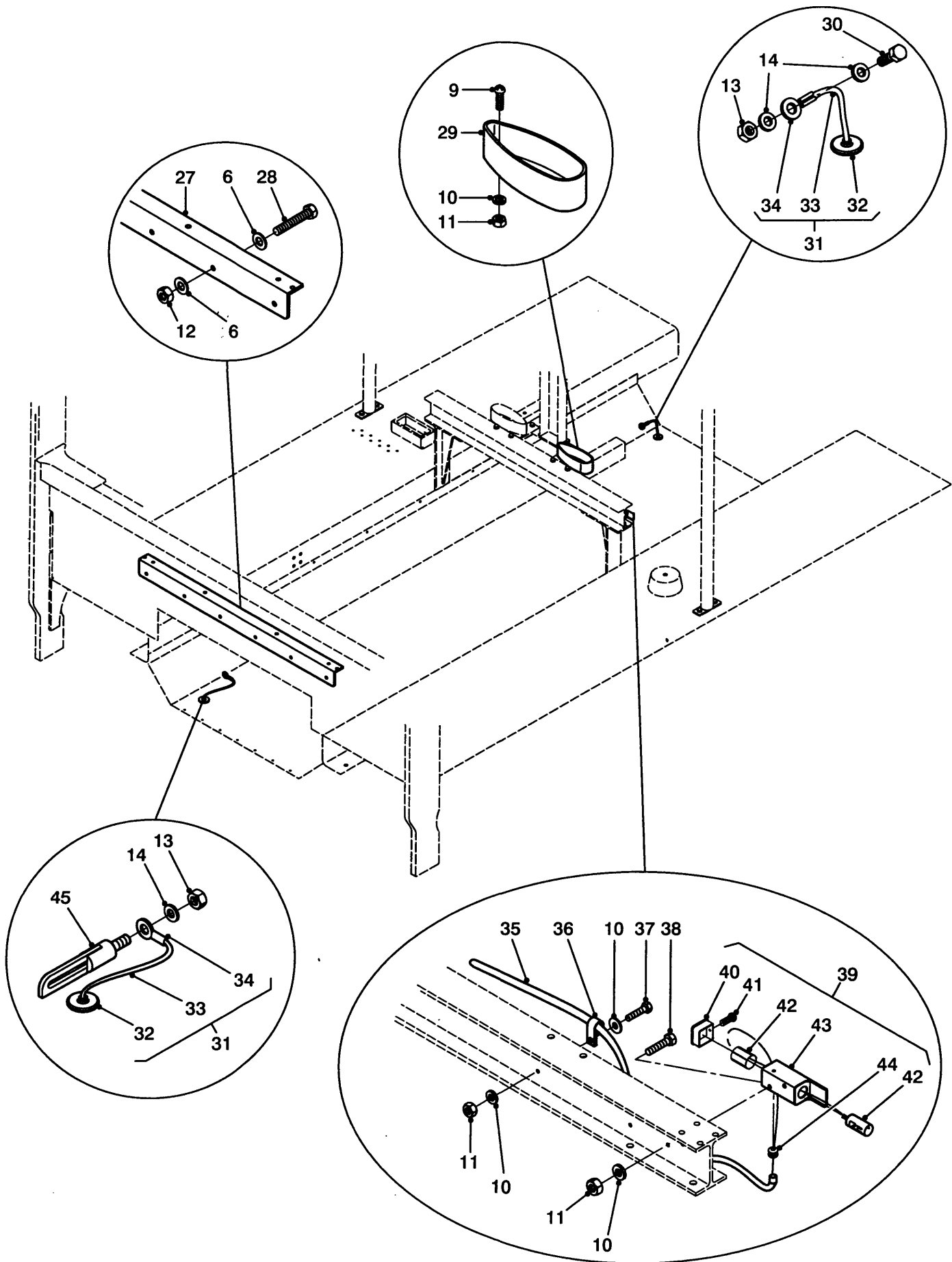
REPAIR PARTS SCALE: 02232

PAGE NO: 29

* GRADE OF REPAIR (LIGHT, MEDIUM OR HEAVY)

GROUP WE SHEET 2

02232



INTERIOR FITTINGS - MODULE

UNCONTROLLED WHEN PRINTED

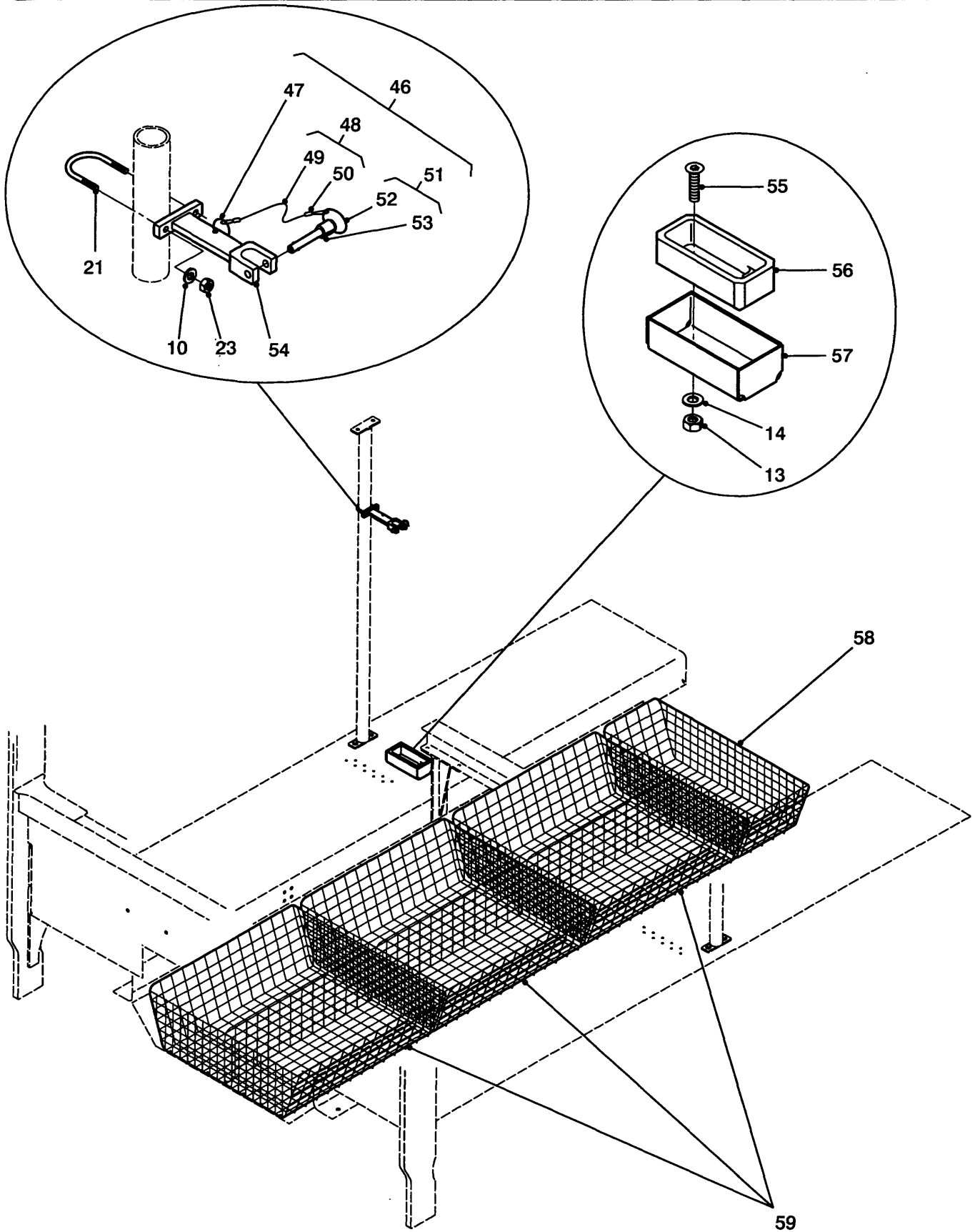
GROUP WE/2
 TITLE INTERIOR FITTINGS - MODULE

ITEM NO	DESIGNATION	NSN MANUFACTURER CODE/PART NO SUPPLIER CODE/PART NO	NO OFF	U O I	E X P	L* M* H*
044	GROMMET, CABLE (ALSO PART OF WE 039)	Z0R70/152-331 Z5394/HYM934	1			
045	FASTENER, ANTI-LUCE, M8	Z8518/008-080 Z5394/HYM937	2			

* GRADE OF REPAIR (LIGHT, MEDIUM OR HEAVY)

GROUP WE SHEET 3

02232



INTERIOR FITTINGS - MODULE

UNCONTROLLED WHEN PRINTED

GROUP WE/3
 TITLE INTERIOR FITTINGS - MODULE

ITEM NO	DESIGNATION	NSN MANUFACTURER CODE/PART NO SUPPLIER CODE/PART NO	NO OFF	U O	E X	L* M* H*
046	PIN ASSEMBLY (INCLUDES WE 047, WE 048 AND WE 051)	Z8518/008-886 Z5394/?????	1			
047	KEY RING, 26 MM ID BY 30 MM OD (ALSO PART OF WE 046)	Z1F95/0406 8909 Z5394/HYM1038	1			
048	CORD, FIBROUS RETAINING, PIP PIN, GUN MOUNT AND RING ASSEMBLY (INCLUDES WE 049 AND WE 050, ALSO PART OF WE 046)	4020 66-144-6398 Z8518/008-084 Z5394/GYD084	1	EA	X	LMH
049	CABLE, 1/16 IN, 7 BY 7 STAINLESS STEEL 0.316 (USE WE 048)	/NIL /NIL	1			
050	CRIMPLINK (ALSO PART OF WE 048)	Z0220/H2043 Z0220/H2043	2			
051	PIN, DETENT, 3/8 IN BY 2 IN LG. (INCLUDES WE 052 AND WE 053, ALSO PART OF WE 046)	Z1L17/CL-6-DEP-2.00 Z5394/HYM1279	1			
052	KEY RING, 26 MM ID, 30 MM OD, SPRING STEEL (USE WE 051)	/NIL /NIL	1			
053	PIN (USE WE 051)	/NIL /NIL	1			
054	BRACKET, BARREL CLAMP	Z8518/008-824 Z5394/GYD0824	1			
055	SCREW, SOCKET HD, M8 BY 30 MM LG.	Z8518/008563-BB080300 Z5394/SG108301	2			
056	INSERT, BUTT BOX, MAG 58	Z8518/008-818 Z5394/GYD0818	1			
057	BUTT BOX, MAG 58	Z8518/008-817 Z5394/GYD0817	1			
058	BASKET, STOWAGE, 300 MM	Z8518/008-810 Z5394/GYD0810	1			

ISSUE NO: 1

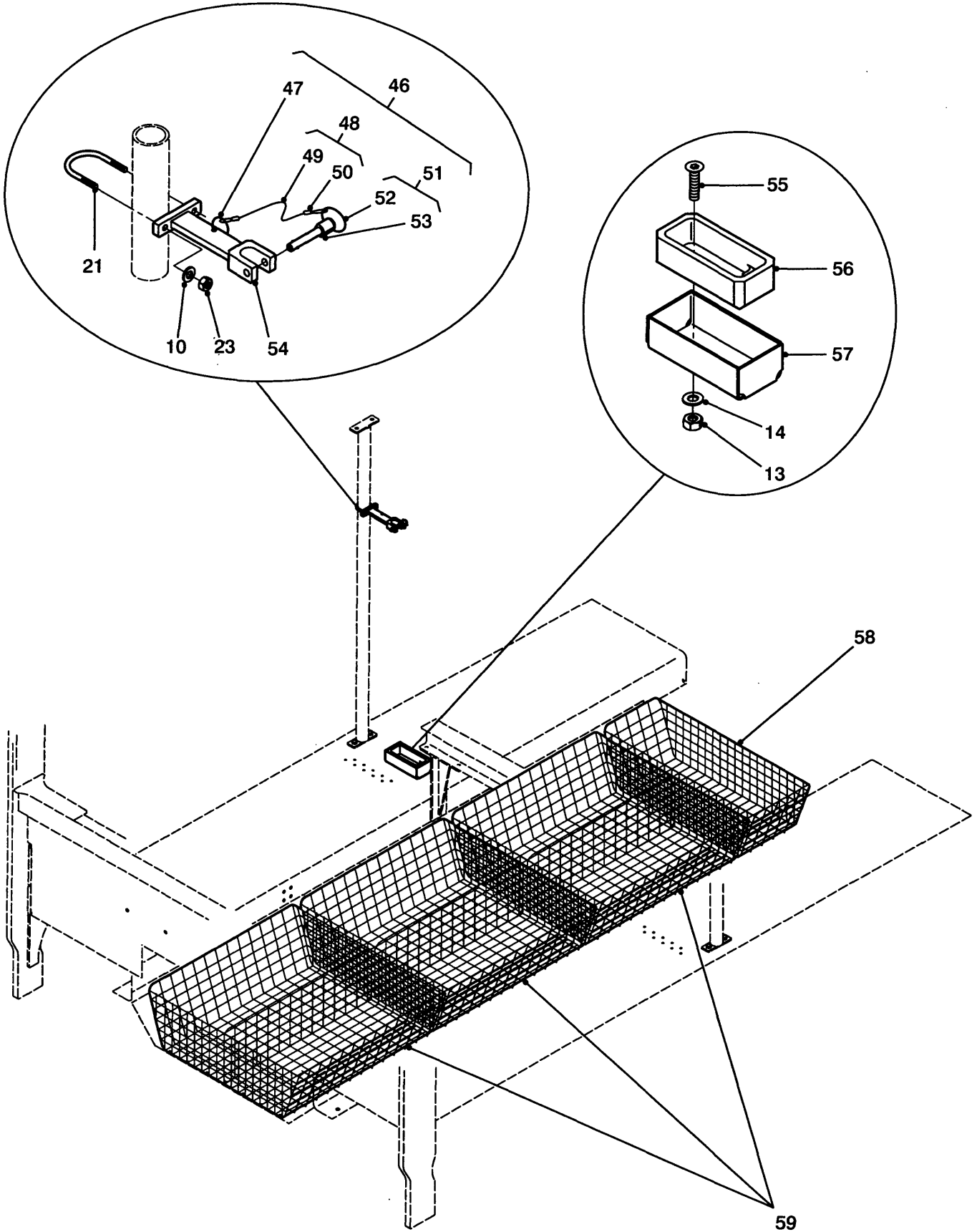
REPAIR PARTS SCALE: 02232

PAGE NO: 31

* GRADE OF REPAIR (LIGHT, MEDIUM OR HEAVY)

GROUP WE SHEET 3

02232



INTERIOR FITTINGS - MODULE

UNCONTROLLED WHEN PRINTED

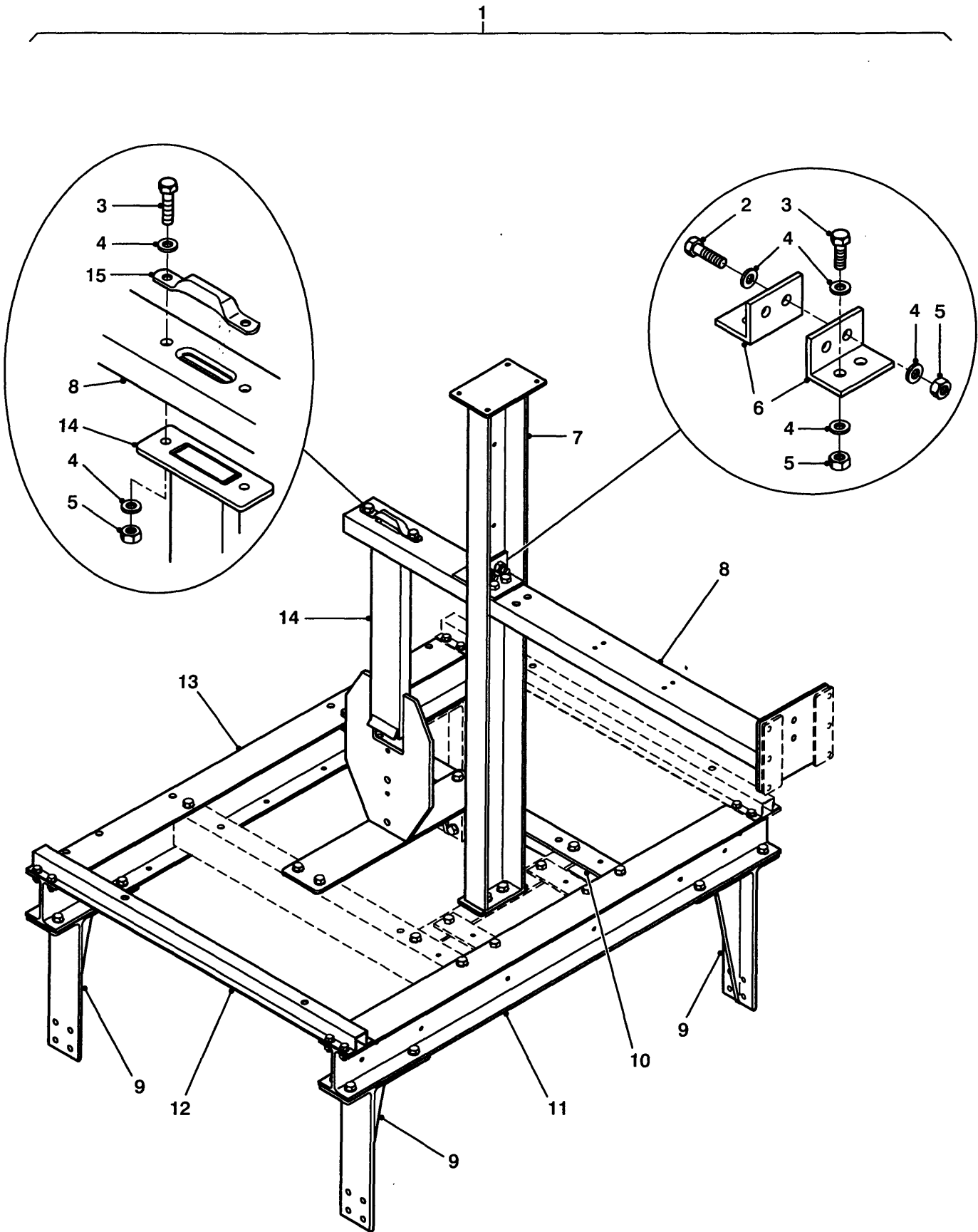
GROUP WE/3
 TITLE INTERIOR FITTINGS - MODULE

ITEM NO	DESIGNATION	NSN MANUFACTURER CODE/PART NO SUPPLIER CODE/PART NO	NO OFF	U O	E X	L* M*
				I	P	H*
059	BASKET, STOWAGE, 800 MM	Z8518/008-809 Z5394/GYD0809	3			
910	WEBBING, DRAB OLIVE, 25 MM WIDE, 40 MR ROLL (USE AS REQUIRED)	ZE262/B2503-PPB Z5394/B2503-PPB	1			

* GRADE OF REPAIR (LIGHT, MEDIUM OR HEAVY)

GROUP WG SHEET 1

02232



REAR SEAT FRAME ASSEMBLY

UNCONTROLLED WHEN PRINTED

GROUP WG/1
TITLE REAR SEAT FRAME ASSEMBLY

ITEM NO	DESIGNATION	NSN MANUFACTURER CODE/PART NO SUPPLIER CODE/PART NO	NO OFF	U O	E X	L* M*
				I	P	H*
001	SEAT FRAME ASSEMBLY REAR (INCLUDES WG 002 TO WG 021)	Z8518/43-2134 Z8518/43-2134	1			
002	BOLT, HEX HD, M10 BY 45 MM LG, FE/ZN, BLACK (ALSO PART OF WG 001)	Z8518/008558-B010045M Z5394/SH110454	2			
003	BOLT, HEX HD, M10 BY 30 MM LG, FE/ZN, BLACK (ALSO PART OF WG 001)	Z8518/008558-B010030M Z5394/SH110304	64			
004	WASHER, FLAT, M10, FE/ZN, BLACK (ALSO PART OF WG 001)	Z8518/008561-BA100000 Z5394/WA110064	132			
005	NUT, SELF LOCKING, HEX, M10, FE/ZN, BLACK (ALSO PART OF WG 001)	Z8518/008562-BE10000M Z5394/NZ110041	66			
006	SUPPORT, SEAT, HORIZONTAL, BELT, ANGLE, 50.8 MM BY 50.8 MM BY 6.35 MM, ALUMINIUM, L 6061 T6, 76 MM LG. (ALSO PART OF WG 001)	Z8518/43-1919-5 Z5394/FYD1919/5	2			
007	SUPPORT, COLUMN, SEAT BELT, 101.6 MM BY 50.8 MM BY 6.35 MM, ALUMINIUM CHANNEL 6061 T6, WITH TWO 6 MM ALUMINIUM PLATES 5083 H116, WELDED AT EITHER END, 1143 MM LG. (ALSO PART OF WG 001)	Z8518/43-1920 Z5394/FYD1920	1			
008	SUPPORT, SEAT, HORIZONTAL, 76.2 MM BY 38.1 MM BY 6.35 MM, ALUMINIUM CHANNEL 6061 T6, WITH 6 MM ALUMINIUM PLATE 5083 H116, WELDED AT ONE END, 1126 MM LG. (ALSO PART OF WG 001)	Z8518/43-2125 Z5394/FYD2125	1			
009	LEG CASTING, SUPPORT, CROSSMEMBER, CAST ALUMINIUM 401 (ALSO PART OF WG 001)	Z8518/43-0067 Z5394/FYD0067	4			
010	ANGLE, SUPPORT, SEAT, RH, 76.2 MM BY 50.6 MM BY 6.35 MM ALUMINIUM L 6061 T6, 736 MM LG. (ALSO PART OF WG 001)	Z8518/43-2119-2R Z5394/FYD2119/2R	1			

ISSUE NO: 1

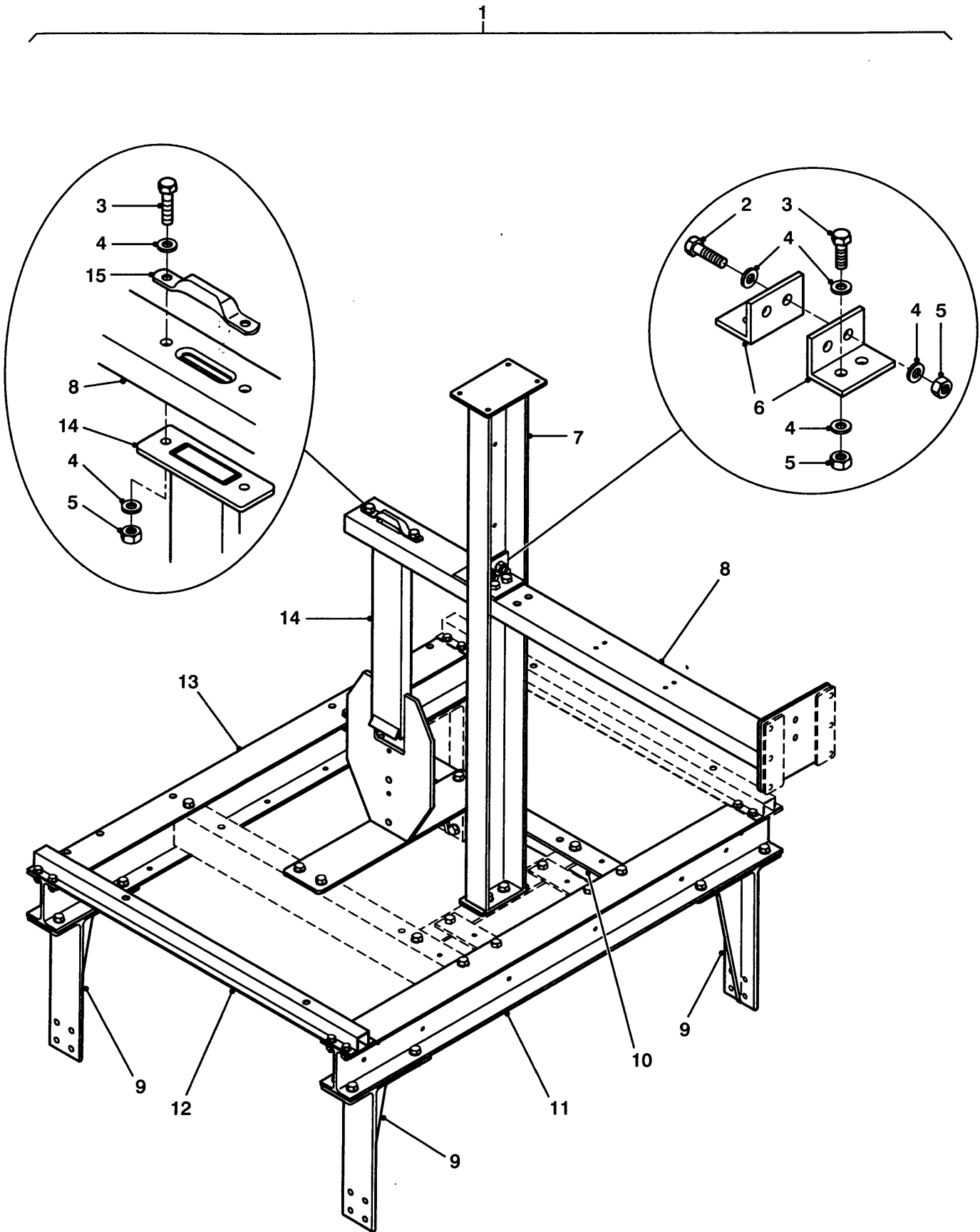
REPAIR PARTS SCALE: 02232

PAGE NO: 33

* GRADE OF REPAIR (LIGHT, MEDIUM OR HEAVY)

GROUP WG SHEET 1

02232



REAR SEAT FRAME ASSEMBLY

UNCONTROLLED WHEN PRINTED

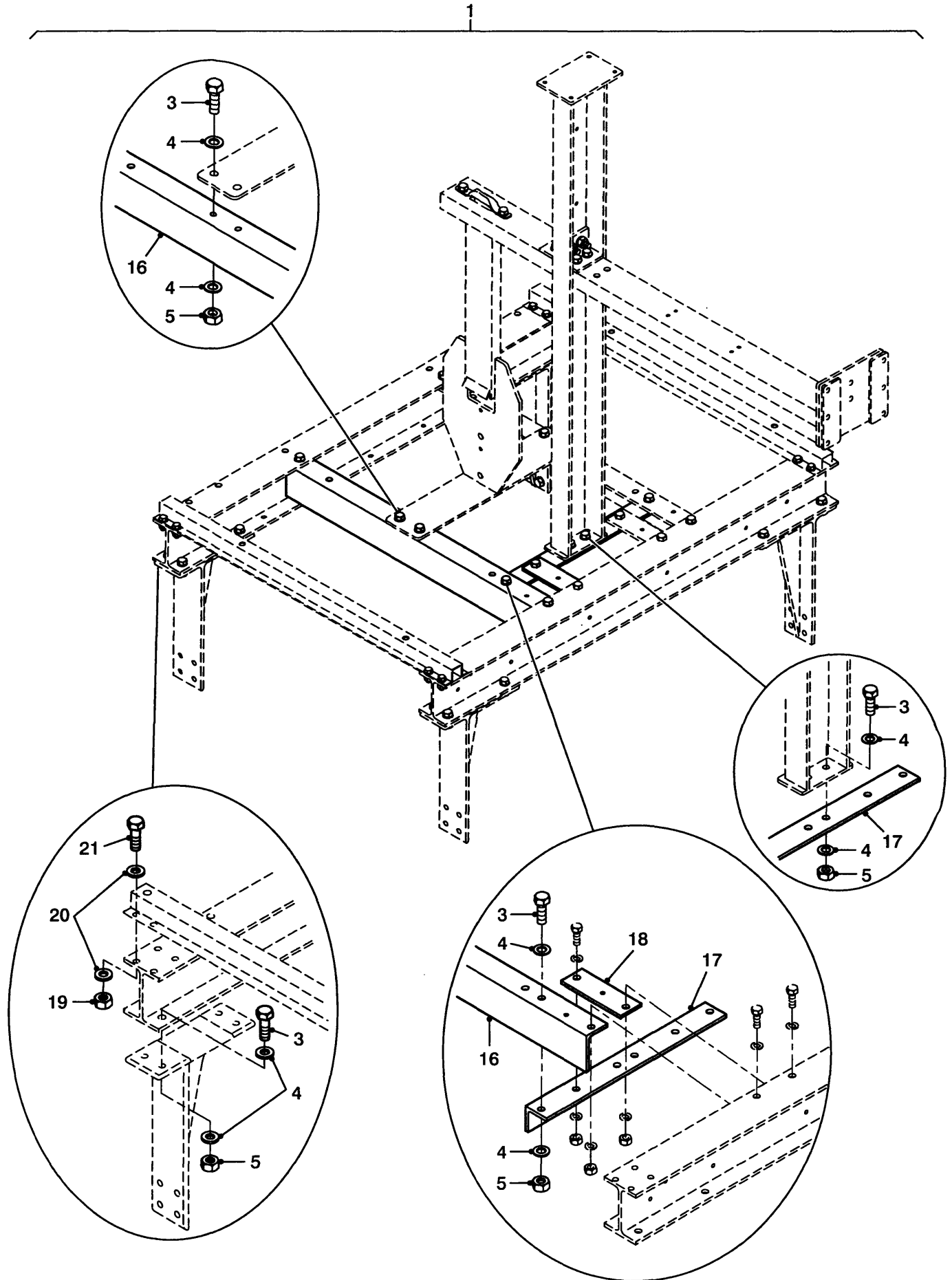
GROUP WG/1
 TITLE REAR SEAT FRAME ASSEMBLY

ITEM NO	DESIGNATION	NSN MANUFACTURER CODE/PART NO SUPPLIER CODE/PART NO	NO OFF	U O	E X	L* M* H*
				I	P	
011	SUPPORT, REAR SEAT, 102 MM BY 76 MM BY 6.4 MM ALUMINIUM I BEAM 6061 T6, 6061 T6, 1110 MM LG. (ALSO PART OF WG 001)	Z8518/43-2119-1 Z5394/FYD2119/1	1			
012	SUPPORT, SEAT, OUTER HAT SECTION, ALUMINIUM EXTRUSION NO MQ 1633MN, 830 MM LG. (ALSO PART OF WG 001)	Z8518/43-2119-5 Z5394/FYD2119/5	2			
013	SUPPORT, CROSSMEMBER, REAR SEAT, 101.6 MM BY 76.2 MM BY 6.35 MM, ALUMINIUM, I BEAM 6061 T6, 1110 MM LG. (ALSO PART OF WG 001)	Z8518/43-1919-1 Z5394/43-1919/1	1			
014	RETAINER, VERTICAL, SEAT BELT (ALSO PART OF WG 001)	Z8518/43-0057 Z5394/FYD0057	1			
015	RETAINER, SEAT BELT, ANTI-LUCE DEVICE, ALUMINIUM TUBE, 12.7 MM BY 1.42 MM WALL THK TUBE (ALSO PART OF WG 001)	Z8518/43-0093 Z5394/FYD0093	1			
ISSUE NO: 1 REPAIR PARTS SCALE: 02232 PAGE NO: 34						

* GRADE OF REPAIR (LIGHT, MEDIUM OR HEAVY)

GROUP WG SHEET 2

02232



REAR SEAT FRAME ASSEMBLY

UNCONTROLLED WHEN PRINTED

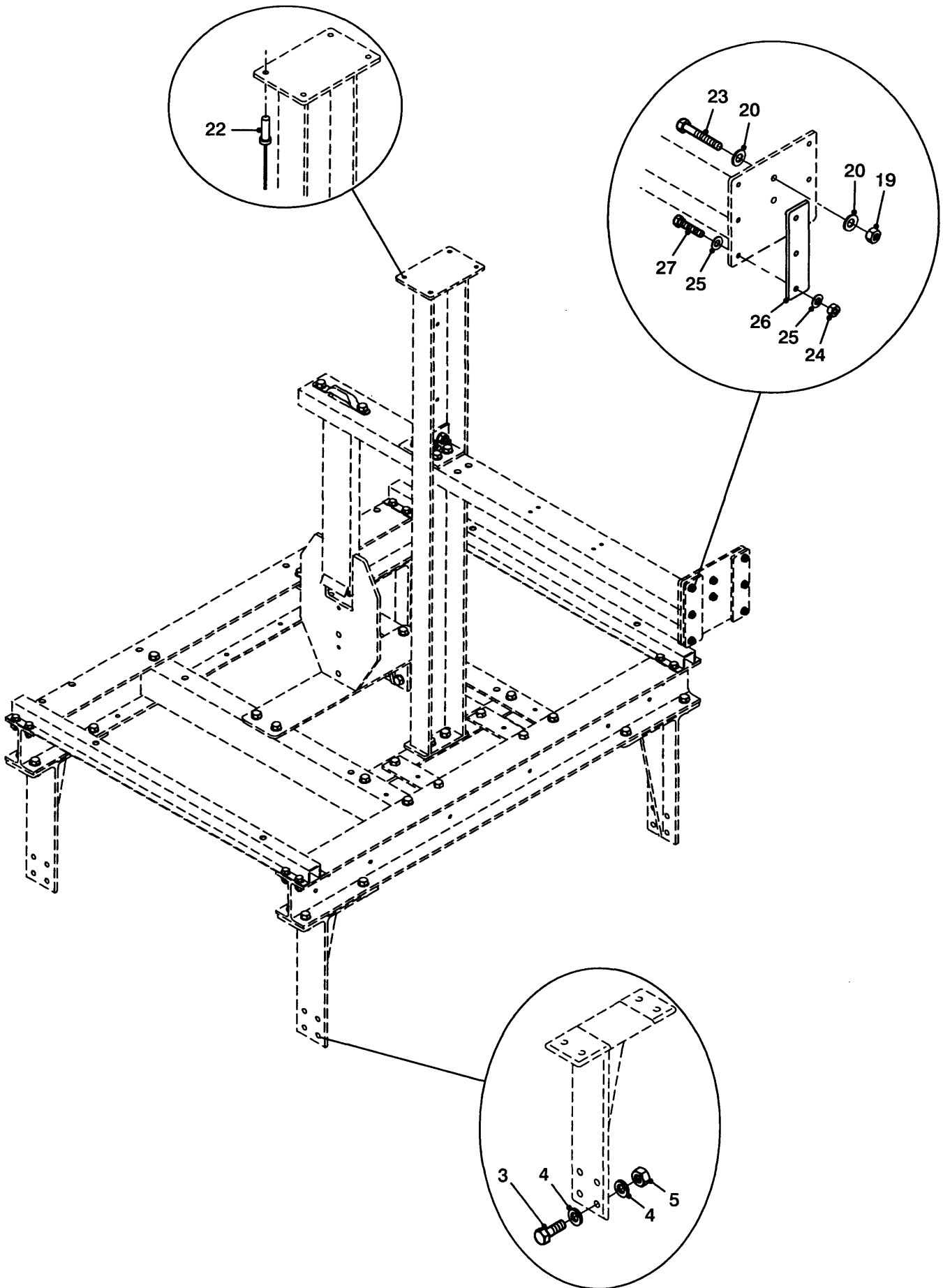
GROUP WG/2
TITLE REAR SEAT FRAME ASSEMBLY

ITEM NO	DESIGNATION	NSN MANUFACTURER CODE/PART NO SUPPLIER CODE/PART NO	NO OFF I	U O I	E X P	L* M* H*
016	ANGLE, SUPPORT, SEAT, LH, 76.2 MM BY 50.6 MM BY 6.35 MM, ALUMINIUM, L 6061 T6, 736 MM LG. (ALSO PART OF WG 001)	Z8518/43-2119-2L Z5394/FYD2119/2L	1			
017	SUPPORT CHANNEL, FRONT, ALUMINIUM ANGLE 50.8 MM BY 50.8 MM BY 6.35 MM 6061 T6, 433 MM LG. (ALSO PART OF WG 001)	Z8518/43-2119-3 Z5394/FYD2119/3	1			
018	SUPPORT, STEYR BUTT, ALUMINIUM, 6061 T6, 6 MM BY 50 MM BY 145 MM LG. (ALSO PART OF WG 001)	Z8518/43-2119-4 Z5394/FYD2119/4	2			
019	NUT, SELF LOCKING, HEX, M8, FE/ZN, BLACK (ALSO PART OF WG 001)	Z8518/008562-BE08000M Z5394/NY108044	18			
020	WASHER, FLAT, 8.5 MM ID, 17 MM OD, 1.8 MM THK, ZINC PLATED, FE/ZN, BLACK (ALSO PART OF WG 001)	Z8518/008561-BA080000 Z5394/WA108054L	36			
021	BOLT, HEX HD, M8 BY 25 MM LG, FE/ZN, BLACK (ALSO PART OF WG 001)	Z8518/008558-B008025M Z5394/BH108054	16			
<p>ISSUE NO: 1 REPAIR PARTS SCALE: 02232 PAGE NO: 35</p>						

* GRADE OF REPAIR (LIGHT, MEDIUM OR HEAVY)

GROUP WG SHEET 3

02232



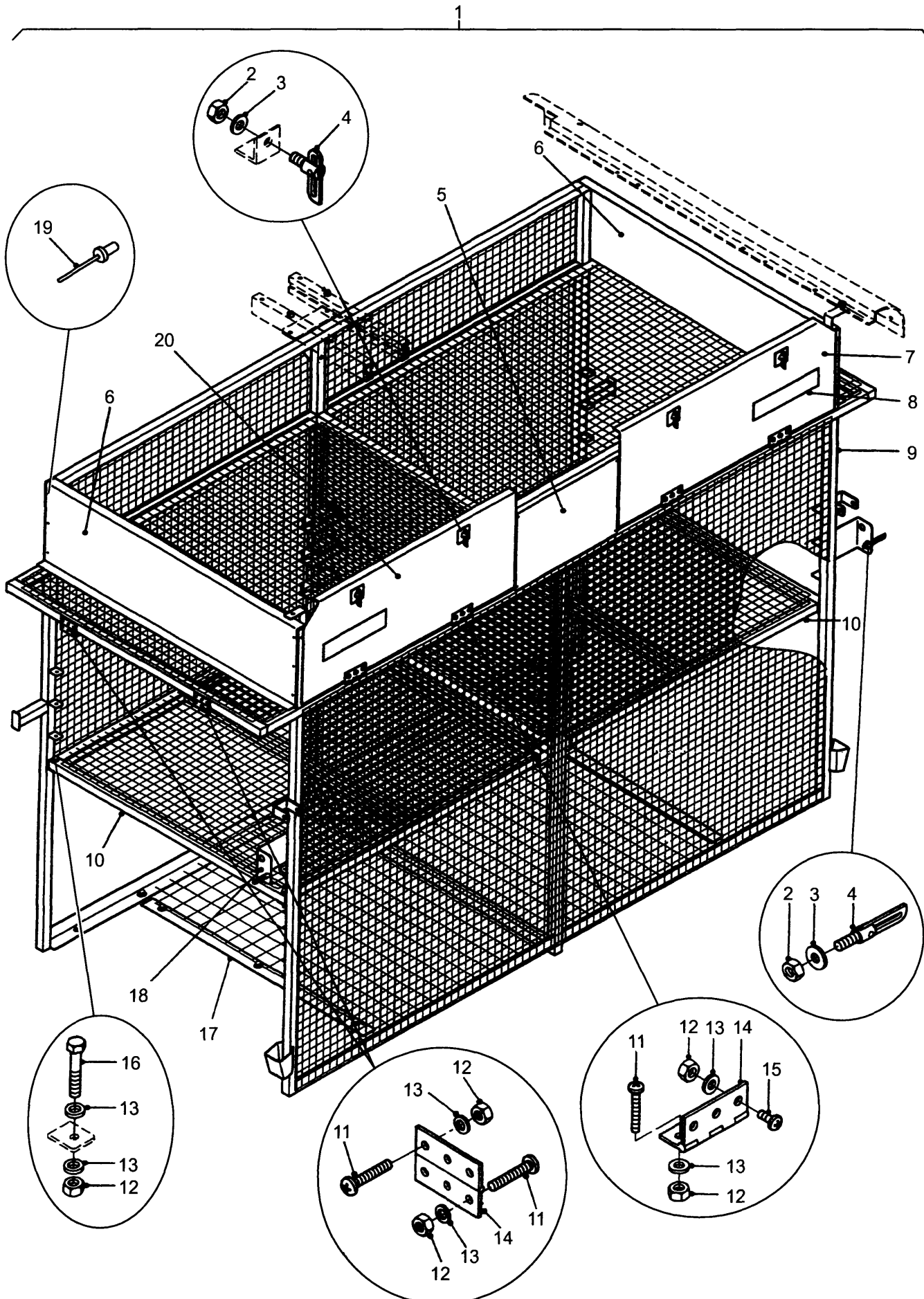
REAR SEAT FRAME ASSEMBLY

UNCONTROLLED WHEN PRINTED

GROUP WG/3
 TITLE REAR SEAT FRAME ASSEMBLY

ITEM NO	DESIGNATION	NSN MANUFACTURER CODE/PART NO SUPPLIER CODE/PART NO	NO OFF	U O I	E X P	L* M* H*
022	BOLT, SHOULDER 1/4 IN DIA	Z1742/2771-0817 Z5394/HYL8931	4			
023	BOLT, HEX HD, M8 BY 55 MM LG, ZINC PLATED, BLACK	Z8518/008558-B008055M Z5394/BH108114	2			
024	NUT, SELF LOCKING, HEX, M6, ZINC PLATED, FE/ZN, BLACK	Z8518/008562-BE06000M Z5394/NZ106044	6			
025	WASHER, FLAT, 6 MM ID, ZINC PLATED, BLACK	Z8518/008561-BA060000 Z5394/WA106044	12			
026	PLATE	Z8518/43-1723 Z5394/FYD1723	2			
027	BOLT, HEX HD, M6 BY 30 MM LG	Z8518/008560-B006030M Z5394/BH106061	6			
ISSUE NO: 1 REPAIR PARTS SCALE: 02232 PAGE NO: 36						

* GRADE OF REPAIR (LIGHT, MEDIUM OR HEAVY)



FRONT CAGE ASSEMBLY

UNCONTROLLED WHEN PRINTED

GROUP WJ/1
 TITLE FRONT CAGE ASSEMBLY

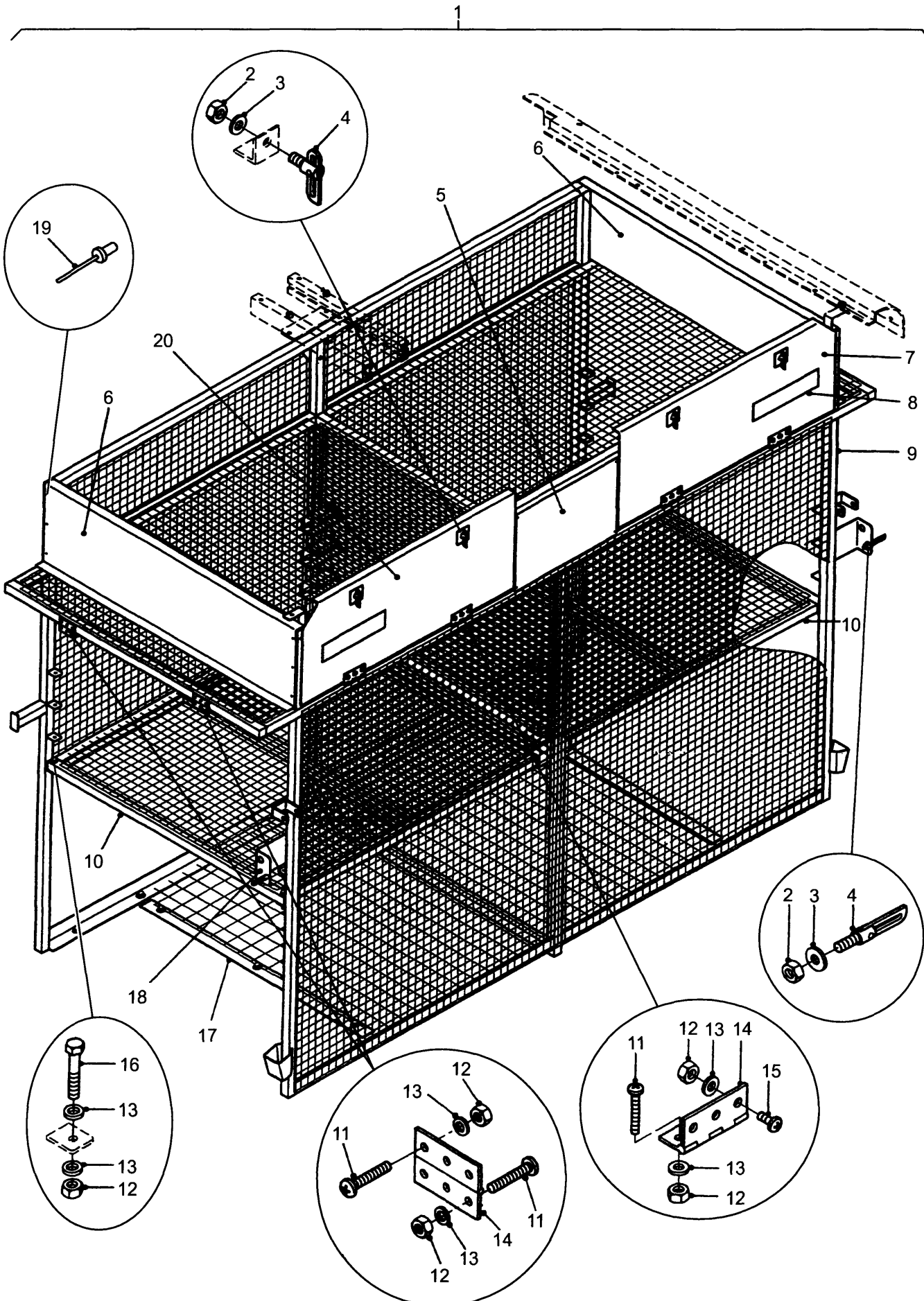
ITEM NO	DESIGNATION	NSN MANUFACTURER CODE/PART NO SUPPLIER CODE/PART NO	NO OFF	U I	E P	L* M* H*
001	CAGE ASSEMBLY, FRONT, 2144 MM BY 1442 MM BY 906 MM (INCLUDES WJ 002 TO WJ 028, WJA 001 TO WJA 014 AND WJB 001 TO WJB 023)	Z4681/43-1712 Z5394/FYD1712	1			
002	NUT, NYLOC, M8 (ALSO PART OF WJ 001 AND WJ 022)	Z8518/008562-BE08000M Z5394/NY108041	26			
003	WASHER, FLAT, STEEL, M8 (ALSO PART OF WJ 001)	Z8518/008561-BA080000 Z5394/WA108001	40			
004	FASTENER, ANTI-LUCE, M8 (ALSO PART OF WJ 001)	Z8518/008-080 Z5394/HYM937	8			
005	COVER PLATE, REAR, TOP, 358 MM BY 235 MM BY 2 MM, ALUMINIUM 5251-H38 (USE WITH WJ 901, ALSO PART OF WJ 001)	Z4681/43-1726 Z5394/FYD1726	1			
901	TAPE, DOUBLE SIDED, 12 MM (USE AS REQUIRED)	Z2688/60402 Z2688/60402	2			
006	COVER PLATE, SIDE, TOP, 896 MM BY 240 MM BY 2 MM, ALUMINIUM 5251-H38 (ALSO PART OF WJ 001)	Z4681/43-1727 Z5394/FYD1727	2			
007	DOOR, UPPER, INNER, RH, 746 MM BY 292 MM (ALSO PART OF WJ 001)	Z4681/43-1715-RH Z5394/FYD1715/RH	1			
008	DECAL, CAUTION, AUTOGRAPH, VINYL, BLACK, 250 MM BY 50 MM (REFER SGD 020, ALSO PART OF WJ 001)	Z8518/008-545 Z5394/GYD545	2			
009	CAGE, FRONT, 2144 MM BY 1442 MM BY 906 MM (ALSO PART OF WJ 001)	Z4681/43-1711 Z5394/FYD1711	1			
010	SHELF, ADJUSTABLE, 923 MM BY 845 MM (ALSO PART OF WJ 001)	Z4681/43-1718 Z5394/FYD1718	2			
011	SCREW, MUSHROOM HD, CROSS RECESS, M6 BY 40 MM LG. (ALSO PART OF WJ 001)	Z8518/008560-BL06040L Z5394/HYM3773	40			

ISSUE NO: 1

REPAIR PARTS SCALE: 02232

PAGE NO: 37

* GRADE OF REPAIR (LIGHT, MEDIUM OR HEAVY)



FRONT CAGE ASSEMBLY

UNCONTROLLED WHEN PRINTED

GROUP WJ/1
 TITLE FRONT CAGE ASSEMBLY

ITEM NO	DESIGNATION	NSN MANUFACTURER CODE/PART NO SUPPLIER CODE/PART NO	NO OFF	U O	E X	L* M*
				I	P	H*
012	NUT, NYLOC, M6 (ALSO PART OF WJ 001)	Z8518/008562-BE06000M Z5394/NY106044	56			
013	WASHER, FLAT, M6 (ALSO PART OF WJ 001)	Z8518/008561-BA060000 Z5394/WA106001	70			
014	HINGE, BUTT STAINLESS STEEL, FRONT CAGE ASSY (ALSO PART OF WJ 001)	5340 66-144-6478 Z4681/28-0361 Z5394/HYM1067	8EA		X	LMH
015	SCREW, MUSHROOM HD, CROSS RECESS, M6 BY 16 MM LG. (ALSO PART OF WJ 001)	Z8518/008560-BL06016L Z5394/MYH3761	12			
016	BOLT, HEX HD, M6 BY 40 MM LG. (ALSO PART OF WJ 001)	Z8518/008558-B006040M Z5394/BH106081	4			
017	PANEL, BASE, MESH, 880 MM BY 1200 MM LG. (ALSO PART OF WJ 001)	Z4681/43-1706 Z5394/FYD1706	1			
018	TESA, 3.2 MM THK, DURAFOAM 61102, 50 MM BY 25 MM W. (MANUFACTURED FROM WJ 904)	/NIL /NIL	2			
019	RIVET, ALUMINIUM, 4.8 MM BY 10.9 MM (ALSO PART OF WJ 001)	Z1F95/0115 4706 Z5394/RA612253	16			
020	DOOR, UPPER, INNER, LH, 746 MM BY 292 MM (ALSO PART OF WJ 001)	Z4681/43-1715-LH Z5394/FYD1715/LH	1			
902	TESA, 3.2 MM, DURAFOAM 61102, 23 MM BY 730 MM LG. (MANUFACTURED FROM WJ 904)	/NIL /NIL	2			

ISSUE NO: 1

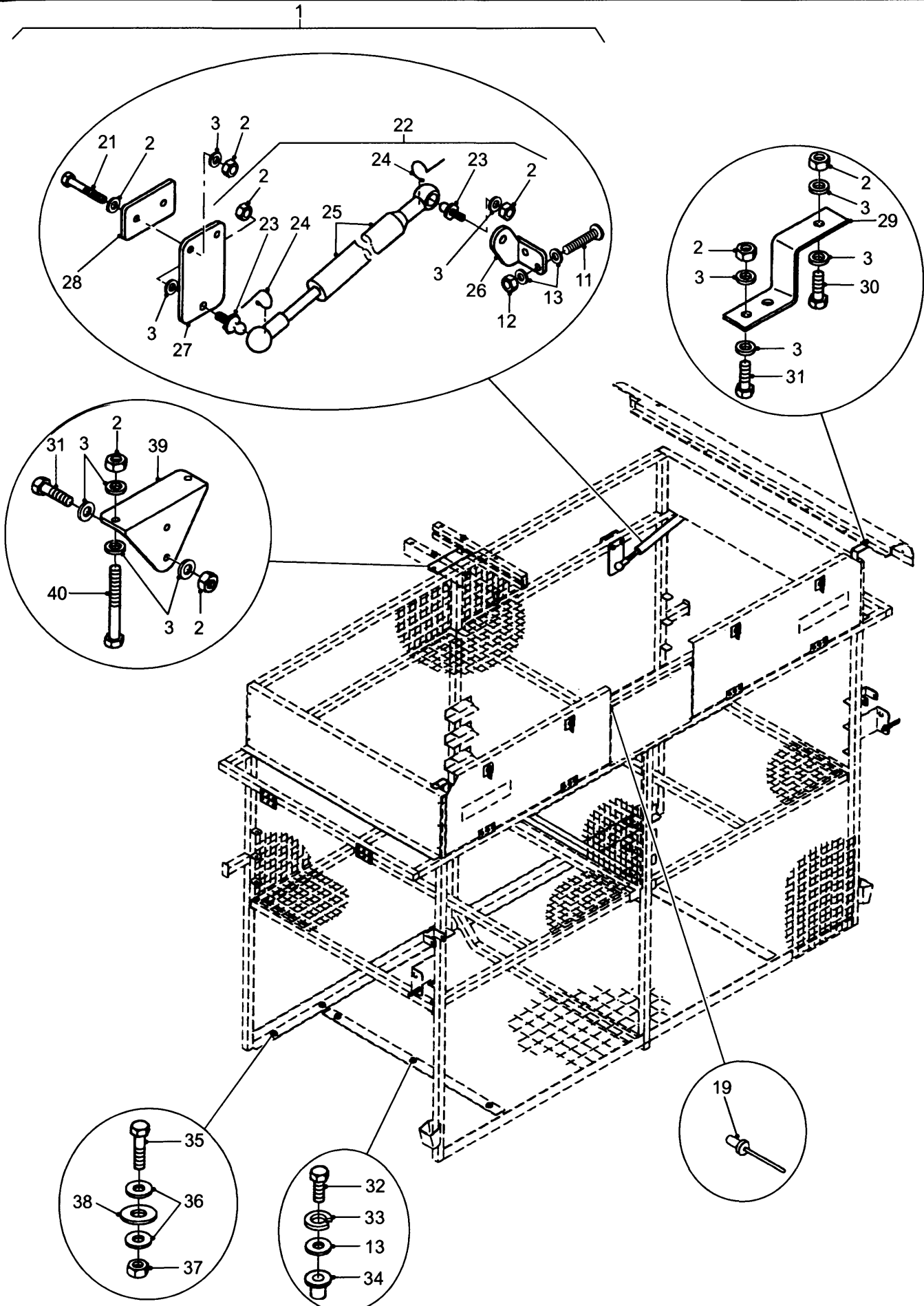
REPAIR PARTS SCALE: 02232

PAGE NO: 38

* GRADE OF REPAIR (LIGHT, MEDIUM OR HEAVY)

GROUP WJ SHEET 2

02232



FRONT CAGE ASSEMBLY

UNCONTROLLED WHEN PRINTED

GROUP WJ/2
 TITLE FRONT CAGE ASSEMBLY

ITEM NO	DESIGNATION	NSN MANUFACTURER CODE/PART NO SUPPLIER CODE/PART NO	NO OFF	U O	E X	L* M* H*
021	BOLT, HEX HD, M8 BY 65 MM LG (ALSO PART OF WJ 001)	Z8518/008558-B008065M Z5394/BH1061301	4			
022	GAS, STRUT ASSEMBLY C/O M8 NYLOC NUTS, A3B3 ENDS, CLIPS STRUT GAS (INCLUDES WJ 002 AND WJ 023 TO WJ 025, ALSO PART OF WJ 001)	2590 66-144-6470 ZL110/45030 Z5394/HYM927	2	AY	X	LMH
023	END (USE WJ 022, ALSO PART OF WJ 001)	ZL110/A3B3 ZL110/A3B3	2			
024	CLIP (USE WJ 022, ALSO PART OF WJ 001)	/NIL /NIL	2			
025	STRUT, GAS (USE WJ 022, ALSO PART OF WJ 001)	/NIL /NIL	1			
026	ANGLE, GAS STRUT, MOUNT, RH, ALUMINIUM L 6061 T5, 5 MM BY 40 MM BY 40 MM (ALSO PART OF WJ 001)	Z4681/43-1703-RH Z5394/FYD1703/RH	1			
903	ANGLE, GAS STRUT, MOUNT, LH, ALUMINIUM L 6061 T5, 5 MM BY 40 MM BY 40 MM (ALSO PART OF WJ 001)	Z4681/43-1703-LH Z5394/FYD1703/LH	1			
027	PLATE, MOUNTING, GAS STRUT, ALUMINIUM 5083-H321, 5 MM BY 60 MM BY 100 MM (ALSO PART OF WJ 001)	Z4681/43-1725 Z5394/FYD1725	2			
028	PLATE, BACKING, GAS STRUT, ALUMINIUM 5083-H321, 5 MM BY 40 MM BY 70 MM (ALSO PART OF WJ 001)	Z8518/008-668 Z5394/GYD668	2			
029	BRACKET, Z SHAPED, 120 MM LG BY 25 MM W, STEEL, AS3679-250	Z8518/008-682 Z5394/GYD682	2			
030	BOLT, HEX HD, M8 BY 25 MM LG.	Z8518/008558-B008025M Z5394/BH108051	4			
031	BOLT, HEX HD, M8 BY 50 MM LG.	Z8518/008558-B008050M Z5394/BH108101	6			

ISSUE NO: 1

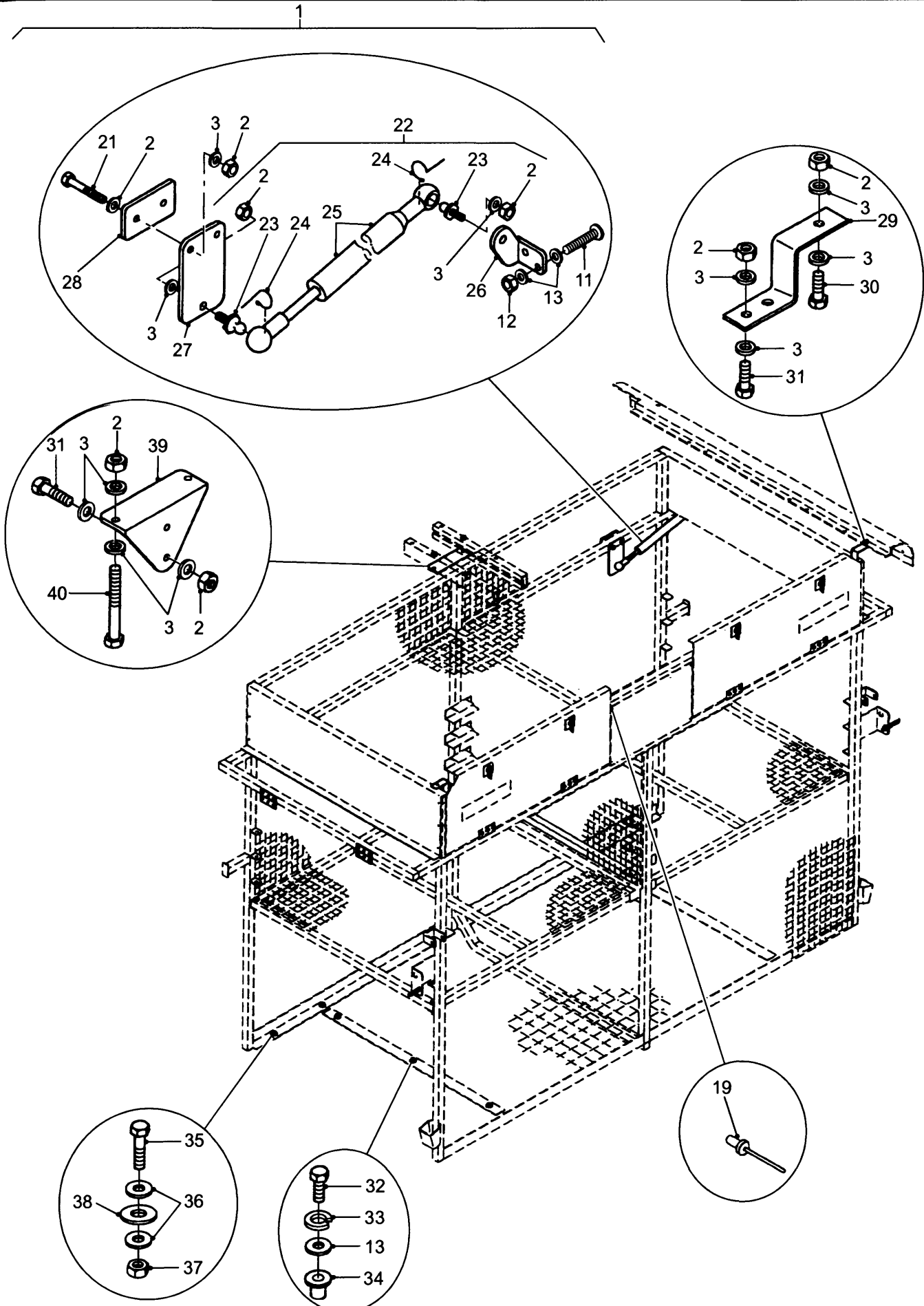
REPAIR PARTS SCALE: 02232

PAGE NO: 39

* GRADE OF REPAIR (LIGHT, MEDIUM OR HEAVY)

GROUP WJ SHEET 2

02232



FRONT CAGE ASSEMBLY

UNCONTROLLED WHEN PRINTED

GROUP WJ/2
 TITLE FRONT CAGE ASSEMBLY

ITEM NO	DESIGNATION	NSN MANUFACTURER CODE/PART NO SUPPLIER CODE/PART NO	NO OFF	U I	E X P	L* M* H*
032	SCREW, HEX HD, M6 BY 25 MM LG.	Z8518/008559-B006025M Z5394/SH106251	6			
033	WASHER, SPRING, M6	Z8518/008561-BG060000 Z5394/WA106001	6			
034	NUT, RIVET, M6	Z8518/008-554-2 Z5394/GYD554/2	6			
035	BOLT, HEX HD, M10 BY 30 MM LG.	Z8518/008558-B010030M Z5394/BH110061	8			
036	WASHER, FLAT, M10	Z8518/008561-BA100000 Z5394/WA110001	16			
037	NUT, NYLOC, M10	Z8518/008562-BE10000M Z5394/NY110041	8			
038	WASHER, FLAT, EXTRA LARGE, M10	Z8518/008561-BC100000 Z5394/WJ110001	8			
039	BRACKET, ANGLE, 150 MM BY 100 MM BY 46 MM, ALUMINIUM, L 6061 T6	Z8518/008-681 Z5394/GYD681	1			
040	BOLT, HEX HD, M8 BY 70 MM LG.	Z8518/008558-B008070M Z5394/BH108141	2			
904	TESA, 3.2 MM, DURAF0AM 61102, 25 MR BY 25 MM W. (USE AS REQUIRED)	Z2688/247214 Z2688/247214	0			

ISSUE NO: 1

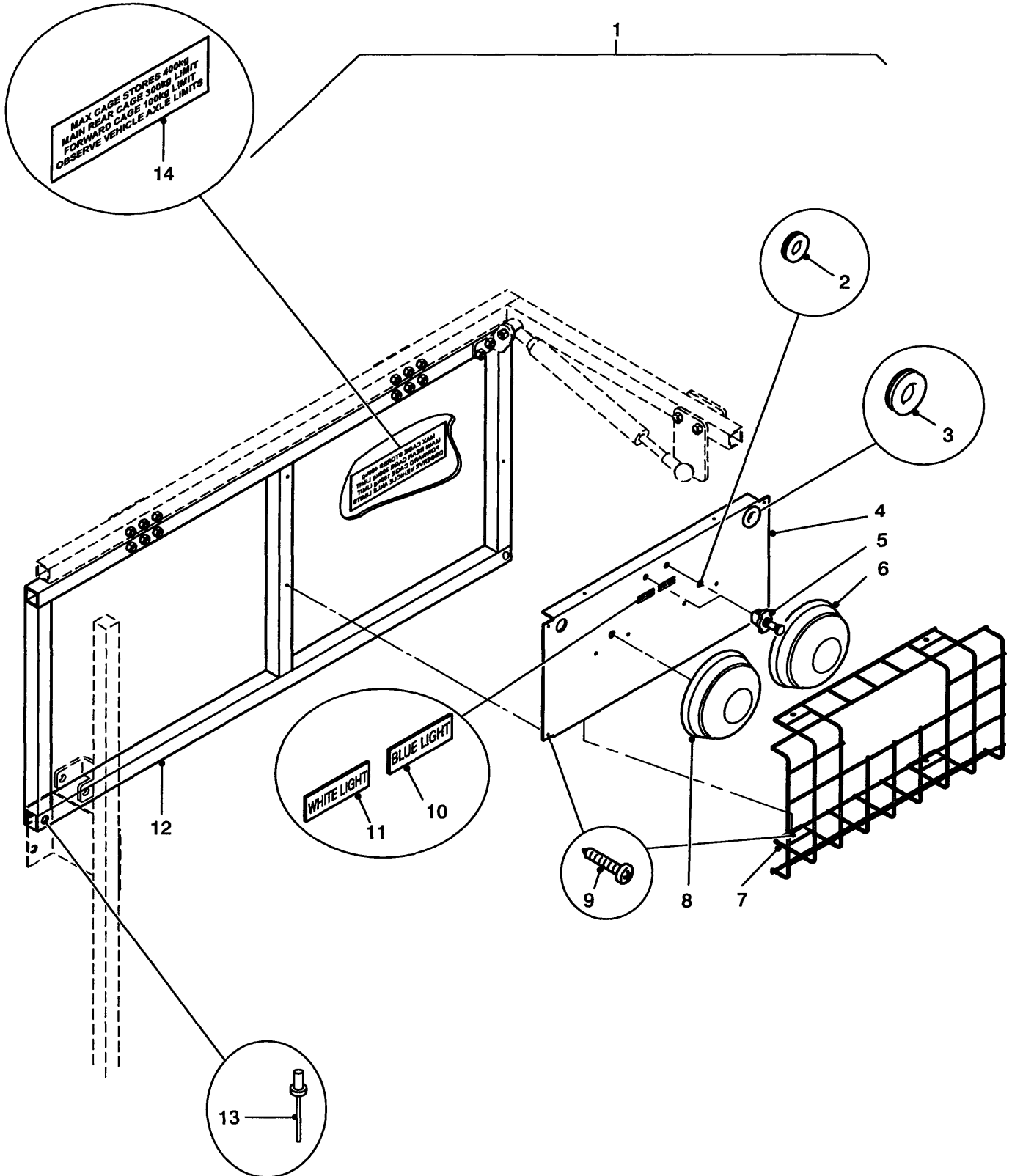
REPAIR PARTS SCALE: 02232

PAGE NO: 40

* GRADE OF REPAIR (LIGHT, MEDIUM OR HEAVY)

GROUP WJA

02232



UPPER SIDE DOOR ASSEMBLY

UNCONTROLLED WHEN PRINTED

GROUP WJA
 TITLE UPPER SIDE DOOR ASSEMBLY

ITEM NO	DESIGNATION	NSN MANUFACTURER CODE/PART NO SUPPLIER CODE/PART NO	NO OFF	U O	E X	L* M*
				I	P	H*
001	DOOR ASSEMBLY, UPPER SIDE, LH. (INCLUDES WJA 002 TO WJA 012 AND WJA 013)	Z4681/43-1713-1 Z5394/FYD1713/1	1			
901	DOOR ASSEMBLY, UPPER SIDE, RH. (INCLUDES WJA 002 TO WJA 011, WJA 906 AND WJA 013)	Z4681/43-1713-2 Z5394/FYD1713/2	1			
002	GROMMET, 10 MM, PVC, BLACK (ALSO PART OF WJA 001 AND WJA 901)	Z0R70/152-339 Z5394/HYM1069	2			
003	GROMMET, 19 MM, PVC, BLACK (ALSO PART OF WJA 001 AND WJA 901)	Z0R70/152-345 Z5394/HYM1068	1			
004	PANEL, LIGHT, 3 MM BY 236 MM BY 433 MM ALUMINIUM SHEET, 5083-H321 (ALSO PART OF WJA 001 AND WJA 901)	Z4681/43-1717 Z5394/FYD1717/1	1			
005	SWITCH, PUSH-PULL (ALSO PART OF WJA 001 AND WJA 901)	5930 66-100-8271 Z0645/4403 Z5394/HYM924	2EA		X	LMH
006	LIGHT, ROUND C/W ORANGE LENS (INCLUDES WJA 902 AND WJA 903, USE LENS WJA 904, ALSO PART OF WJA 001 AND WJA 901)	6240 66-144-6493 Z0645/2136 Z5394/HYG7624	1EA		X	LMH
902	GASKET, LENS (ALSO PART OF WJA 001, WJA 901, WJA 006 AND WJA 008)	Z0645/9.2397.40 Z5394/HYM918	2			
903	LAMP, INCANDESCENT 12 V, 18 W, BRASS FERRULE BASE, "CYL" SHAPE, CLEAR (ALSO PART OF WJA 001, WJA 901, WJA 006 AND WJA 008)	6240 66-027-7458 Z0645/K1218 Z5394/HYM923	2EA		X	LMH
904	LENS, LIGHT BLUE, 108 MM DIA (USE ON WJA 006, ALSO PART OF WJA 001 AND WJA 901)	6220 66-133-4548 Z0645/2.9800.091 Z5394/HYM919	1EA		X	LMH
905	STRAP, LINE SUPPORTING NYLON (ALSO PART OF WJA 001 AND WJA 901)	5340 66-128-4558 Z3663/T18R Z5394/HYM1968	1EA		X	LMH

ISSUE NO: 1

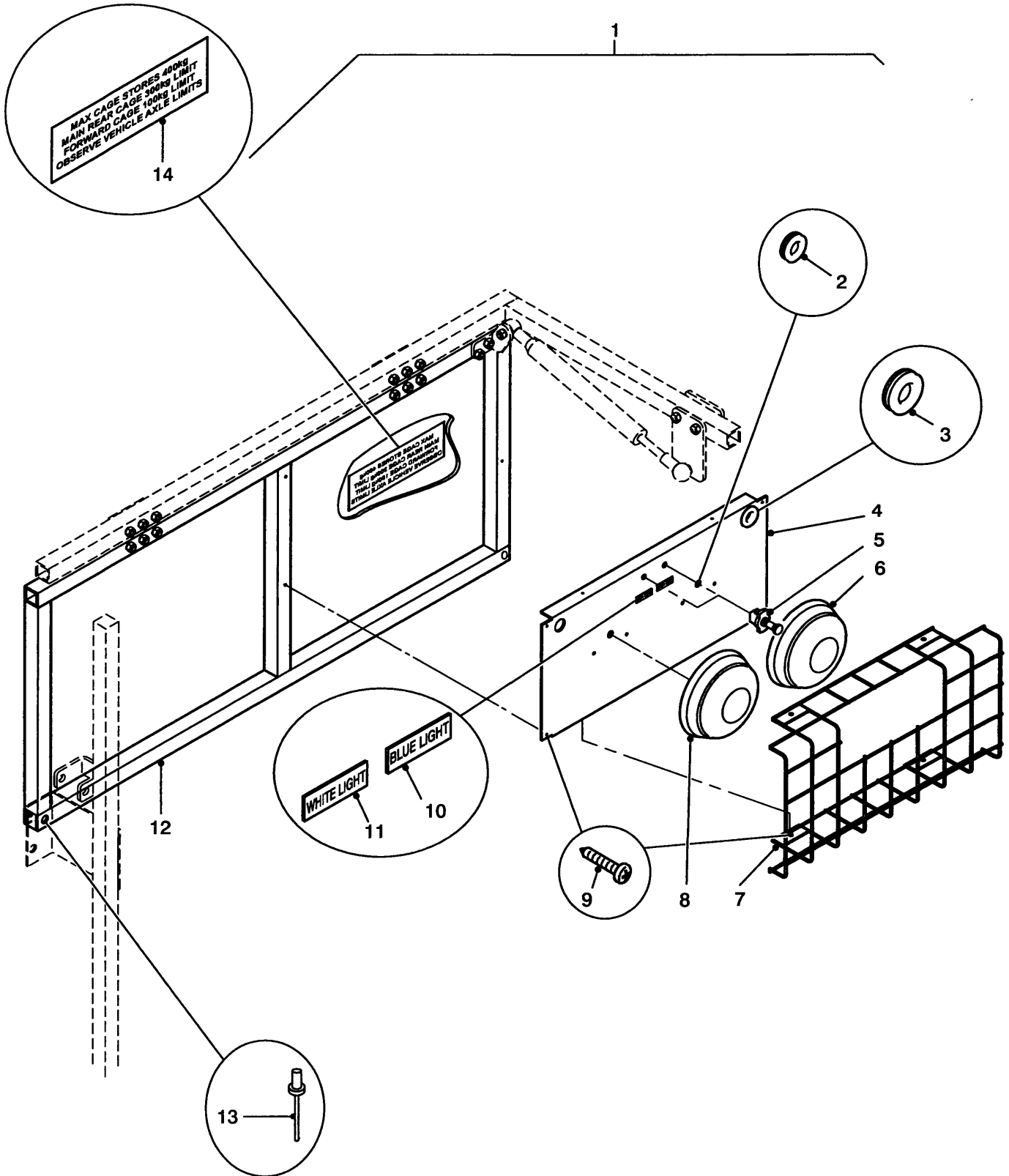
REPAIR PARTS SCALE: 02232

PAGE NO: 41

* GRADE OF REPAIR (LIGHT, MEDIUM OR HEAVY)

GROUP WJA

02232



UPPER SIDE DOOR ASSEMBLY

UNCONTROLLED WHEN PRINTED

GROUP WJA
TITLE UPPER SIDE DOOR ASSEMBLY

ITEM NO	DESIGNATION	NSN MANUFACTURER CODE/PART NO SUPPLIER CODE/PART NO	NO OFF	U O	E X	L* M* H*
007	COVER, MESH, 404 MM BY 200 MM BY 90 MM, ARC MESH, 50 MM BY 50 MM BY 3 MM (ALSO PART OF WJA 001 AND WJA 901)	Z8518/43-1716 Z5394/FYD1716	1			
008	LIGHT, DOME PLASTIC, INTERIOR CEILING MOUNT, DUEL 24 VOLT FESTOON INCANDESCANT LAMPS, 108.0 MM O/A DIA (INCLUDES WJA 902 AND WJA 903, ALSO PART OF WJA 001 AND WJA 901)	6220 66-128-5904 Z0645/2063 Z5394/HYM916	1	EA	X	LMH
009	SCREW, SELF TAPPING, 3/16 IN BY 5/8 IN (ALSO PART OF WJA 001 AND WJA 901)	Z8518/008744-AB100050 Z5394/AB610051	8			
010	LABEL, BLUE LIGHT, SELF ADHESIVE, WHITE ON BLACK, 29 MM BY 10 MM, SCOTCH 467 MP, 0.8 MM THK. (ALSO PART OF WJA 001 AND WJA 901)	Z4681/43-1728B Z5394/FYD1728B	1			
011	LABEL, WHITE LIGHT, SELF ADHESIVE, WHITE ON BLACK, 29 MM BY 10 MM, SCOTCH 467 MP, 0.8 MM THK. (ALSO PART OF WJA 001 AND WJA 901)	Z4681/43-1728W Z5394/FYD1728W	1			
012	DOOR, LH, UPPER, 906 MM BY 349 MM BY 25 MM (ALSO PART OF WJA 001)	Z8518/43-1707-LH Z5394/FYD1707/LH	1			
906	DOOR, RH, UPPER, 906 MM BY 349 MM BY 25 MM (ALSO PART OF WJA 901)	Z8518/43-1707-RH Z5394/FYD1707/RH	1			
013	RIVET, POP, ALUMINIUM, 4.8 MM BY 10.9 MM LG. (ALSO PART OF WJA 001 AND WJA 901)	Z1F95/0115-4076 Z5394/RA612253	11			
014	LABEL, WEIGHT WARNING, 90 MM BY 375 MM LG. (REFER GROUP SGD)	Z8518/008-866 Z5394/GYD0866	1			
ISSUE NO: 1 REPAIR PARTS SCALE: 02232 PAGE NO: 42						

* GRADE OF REPAIR (LIGHT, MEDIUM OR HEAVY)

UNCONTROLLED WHEN PRINTED

GROUP WJB
TITLE LOWER SIDE DOOR ASSEMBLY

ITEM NO	DESIGNATION	NSN MANUFACTURER CODE/PART NO SUPPLIER CODE/PART NO	NO OFF	U O	E X	L* M*
				I	P	H*
001	DOOR, LOWER, SIDE, FRONT CAGE ASSEMBLY (INCLUDES WJB 002 TO WJB 006)	Z4681/43-1730 Z5394/FYD1730	2			
002	SCREW, MACHINE, MUSHROOM HD, CROSS RECESS, M6 BY 20 MM LG. (ALSO PART OF WJB 001)	Z8518/008560-BL06020L Z5394/MYH3762	6			
003	WASHER, INTERNAL STAR, M6 (ALSO PART OF WJB 001)	Z8518/008561-BJ060000 Z5394/WF106001	6			
004	T NUT, WOOD, STAPLE PRONG, M6 (ALSO PART OF WJB 001)	Z8518/008562-AG06000K Z5394/HYM925	6			
005	DOOR, LOWER, SIDE, FRONT CAGE (ALSO PART OF WJB 001)	Z4681/43-1714 Z5394/FYD1714	1			
006	PANEL, WOOD, MARINE PLY, 802 MM BY 597 MM BY 15 MM (ALSO PART OF WJB 001)	Z4681/43-1705 Z5394/FYD1705	1			
007	PIN ASSEMBLY, LOWER SIDE DOOR (INCLUDES WJB 008, WJB 009 AND WJB 012)	2510 66-147-0673 Z8518/008-886 Z8518/008-886	1	EA	X	LMH
008	KEY RING, 26 MM ID BY 30 MM OD (ALSO PART OF WJB 007)	Z1F95/0406 8909 Z5394/HYM1038	1			
009	CORD (INCLUDES WJB 010 AND WJB 011, ALSO PART OF WJB007)	Z8518/008-084 Z5394/GYD084	1			
010	CRIMPLINK (ALSO PART OF WJB 009)	Z0220/H2043 Z0220/H2043	2			
011	CABLE, 1/16 IN, 7 BY 7 STAINLESS STEEL 0.316 (USE WJB 009)	/NIL /NIL	1			
012	PIN, DETENT, 3/8 IN BY 2 IN LG. (INCLUDES WJB 013 AND WJB 014, ALSO PART OF WJB 007)	Z1L17/CL-6-DEP-2.00 Z5394/HYM1279	1			

ISSUE NO: 1

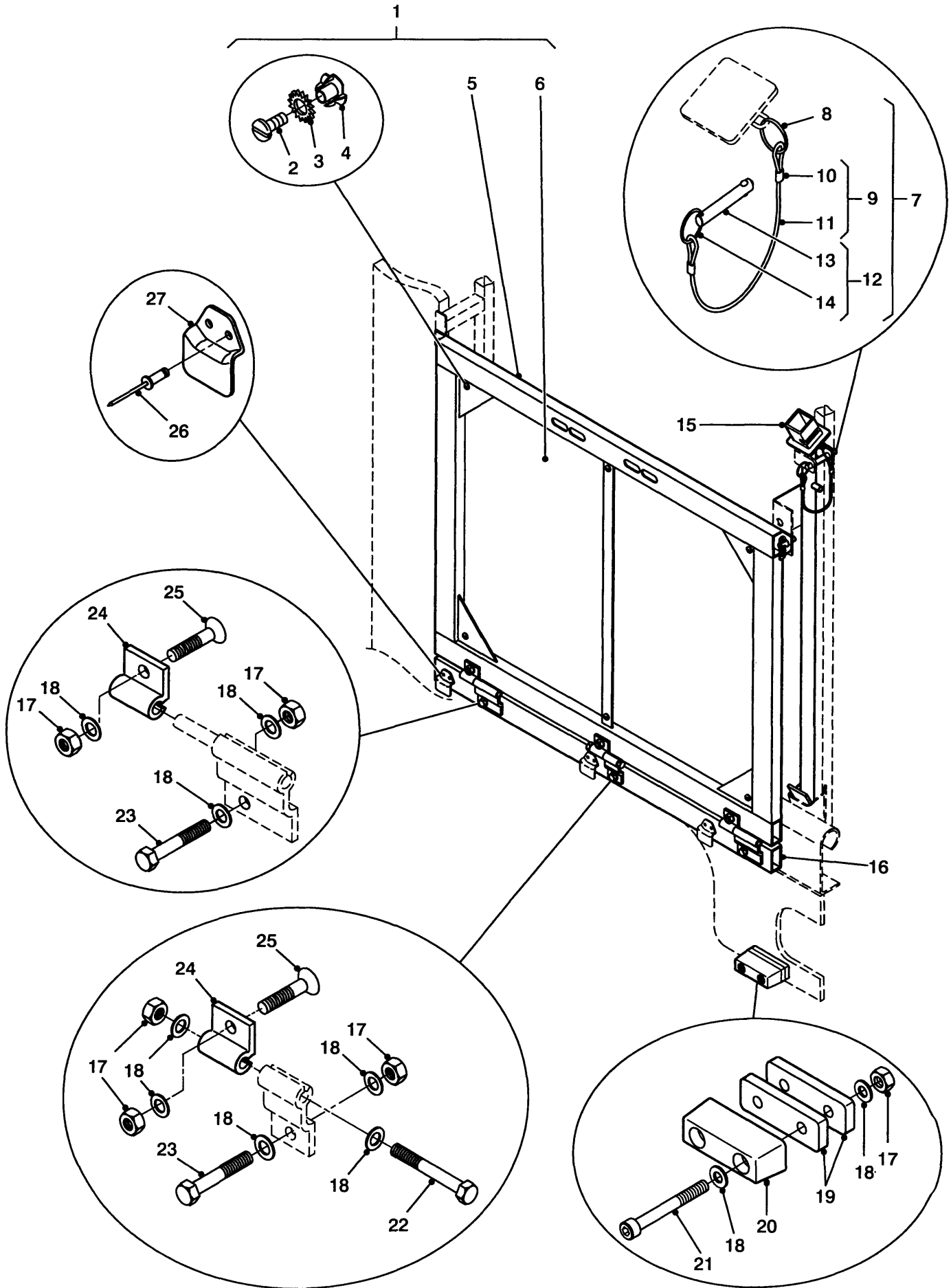
REPAIR PARTS SCALE: 02232

PAGE NO: 43

* GRADE OF REPAIR (LIGHT, MEDIUM OR HEAVY)

GROUP WJB

02232



LOWER SIDE DOOR ASSEMBLY

UNCONTROLLED WHEN PRINTED

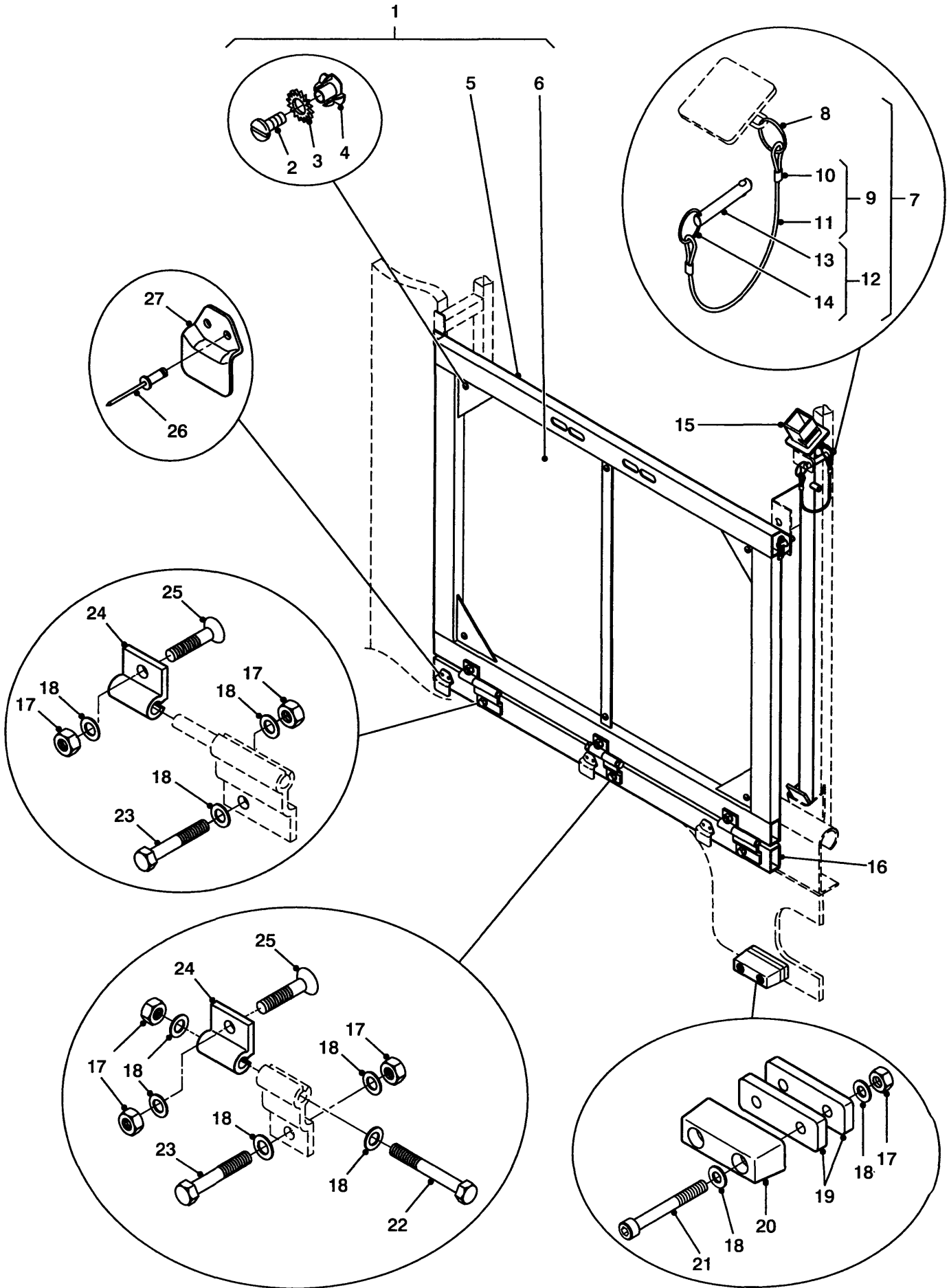
GROUP WJB
 TITLE LOWER SIDE DOOR ASSEMBLY

ITEM NO	DESIGNATION	NSN MANUFACTURER CODE/PART NO SUPPLIER CODE/PART NO	NO OFF I	U O I	E X P	L* M* H*
013	PIN (USE WJB 012)	/NIL /NIL	1			
014	KEY RING, 26 MM ID, 30 MM OD, SPRING STEEL (USE WJB 012)	/NIL /NIL	1			
015	STAY, WORK BENCH	Z4681/43-1708 Z5394/FYD1708	2			
016	SPACER, HINGE, LH, 906 MM BY 50 MM, ALUMINIUM, P1040, C/W INNER AND OUTER HINGE BODIES	Z4681/43-1724-1LH Z5394/FYD1724/1LH	2			
901	SPACER, HINGE, RH, 906 MM BY 50 MM, ALUMINIUM, P1040, C/W INNER AND OUTER HINGE BODIES	Z4681/43-1724-2RH Z5394/FYD1724/1RH	1			
902	SHIM, FRONT LOWER SIDE DOOR, ALUMINIUM SHEET, 906 MM BY 50 MM BY THICKNESS (USE AS REQUIRED)	Z8518/008-670 Z5394/GYD670	2			
017	NUT, NYLOC, M8	Z8518/008562-BE08000M Z5394/NY108041	18			
018	WASHER, FLAT, M8	Z8518/008561-BA080000 Z5394/WA108001	30			
019	SPACER, HINGE, 90 MM BY 50 MM BY 906 MM LG, ALUMINIUM, P1040, 10 MM THK.	Z8518/008-671 Z5394/GYD671	4			
020	BUMPER, NONMETALLIC RUBBER, LOWER SIDE DOOR ASSEMBLY	5340 66-144-6415 Z0949/C5191 Z5394/HYM1070	2	EA	X	LMH
021	SCREW, SOCKET CAP HEAD, M8 BY 60 MM LG	Z8518/008563-BA080600 Z8518/008563-BA080600	4			
022	BOLT, HEX HD, M8 BY 80 MM LG.	Z8518/008558-B008080M Z5394/BH108161	2			
023	BOLT, HEX HD, M8 BY 50 MM LG.	Z8518/008558-B008050M Z5394/BH108114	6			

* GRADE OF REPAIR (LIGHT, MEDIUM OR HEAVY)

GROUP WJB

02232



LOWER SIDE DOOR ASSEMBLY

UNCONTROLLED WHEN PRINTED

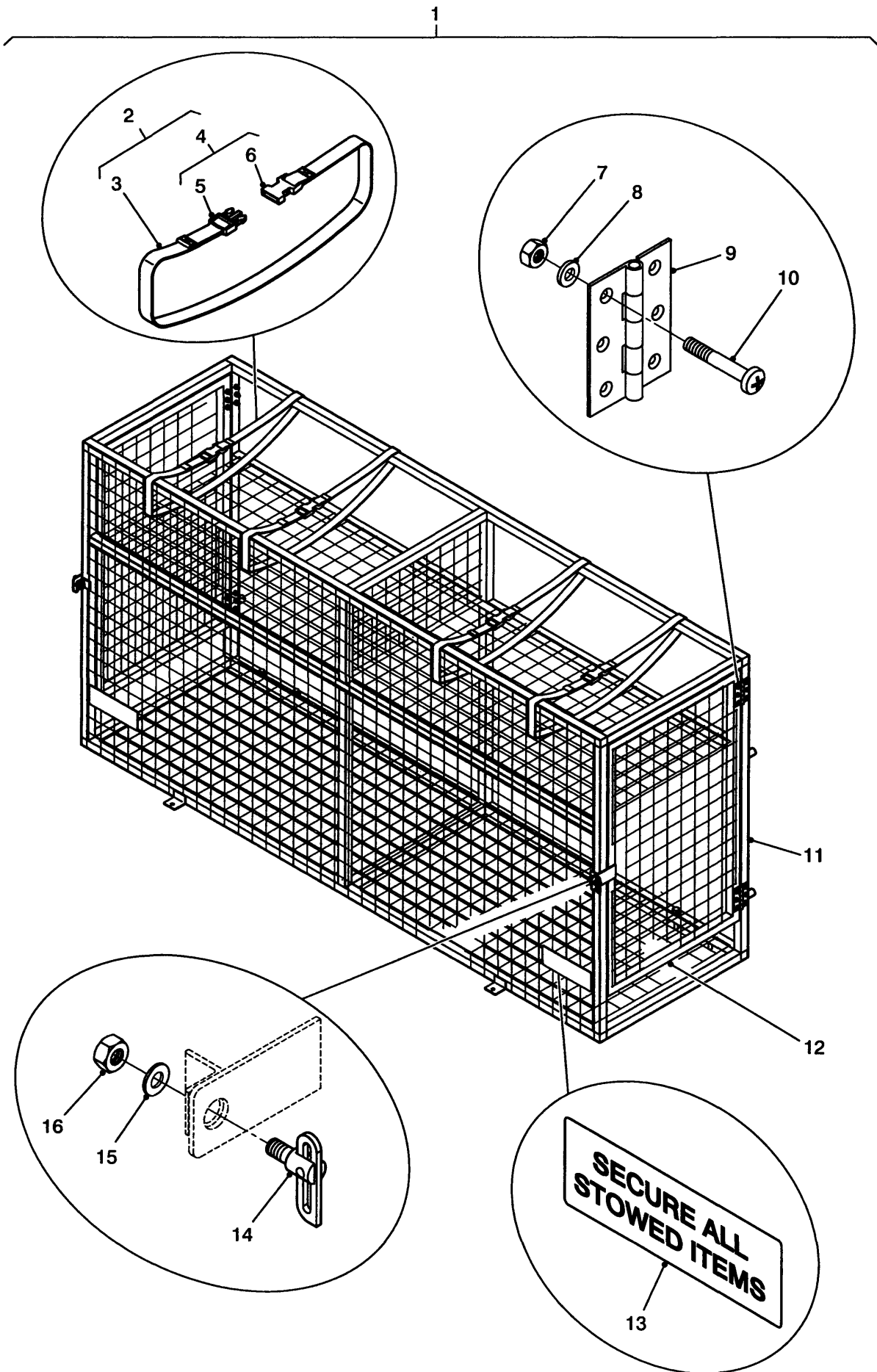
GROUP WJB
 TITLE LOWER SIDE DOOR ASSEMBLY

ITEM NO	DESIGNATION	NSN MANUFACTURER CODE/PART NO SUPPLIER CODE/PART NO	NO OFF	U O	E X	L* M* H*
024	HINGE, PIN RETAINER	Z4681/43-0041-1 Z5394/FYD0041/1	6			
025	SCREW, COUNTERSUNK, SOCKET HD, M8 BY 45 MM LG.	Z8518/008563-BB08045M Z5394/SG108451	6			
026	RIVET, CHERRY, ALUMINIUM, 4.8 MM BY 9.5 MM LG.	Z1F95/0115 4900 Z5394/RA612373	12			
027	RETAINER, HOOD	Z8518/43-0092 Z8518/43-0092	6			
903	DECAL, CAUTION, HOLD STAY BEFORE LIFTING BENCH (REFER GROUP SGD)	Z8518/008-544 Z5394/GYD544	2			
ISSUE NO: 1 REPAIR PARTS SCALE: 02232			PAGE NO: 45			

* GRADE OF REPAIR (LIGHT, MEDIUM OR HEAVY)

GROUP WJD SHEET 1

02232



AUXILIARY CAGE

UNCONTROLLED WHEN PRINTED

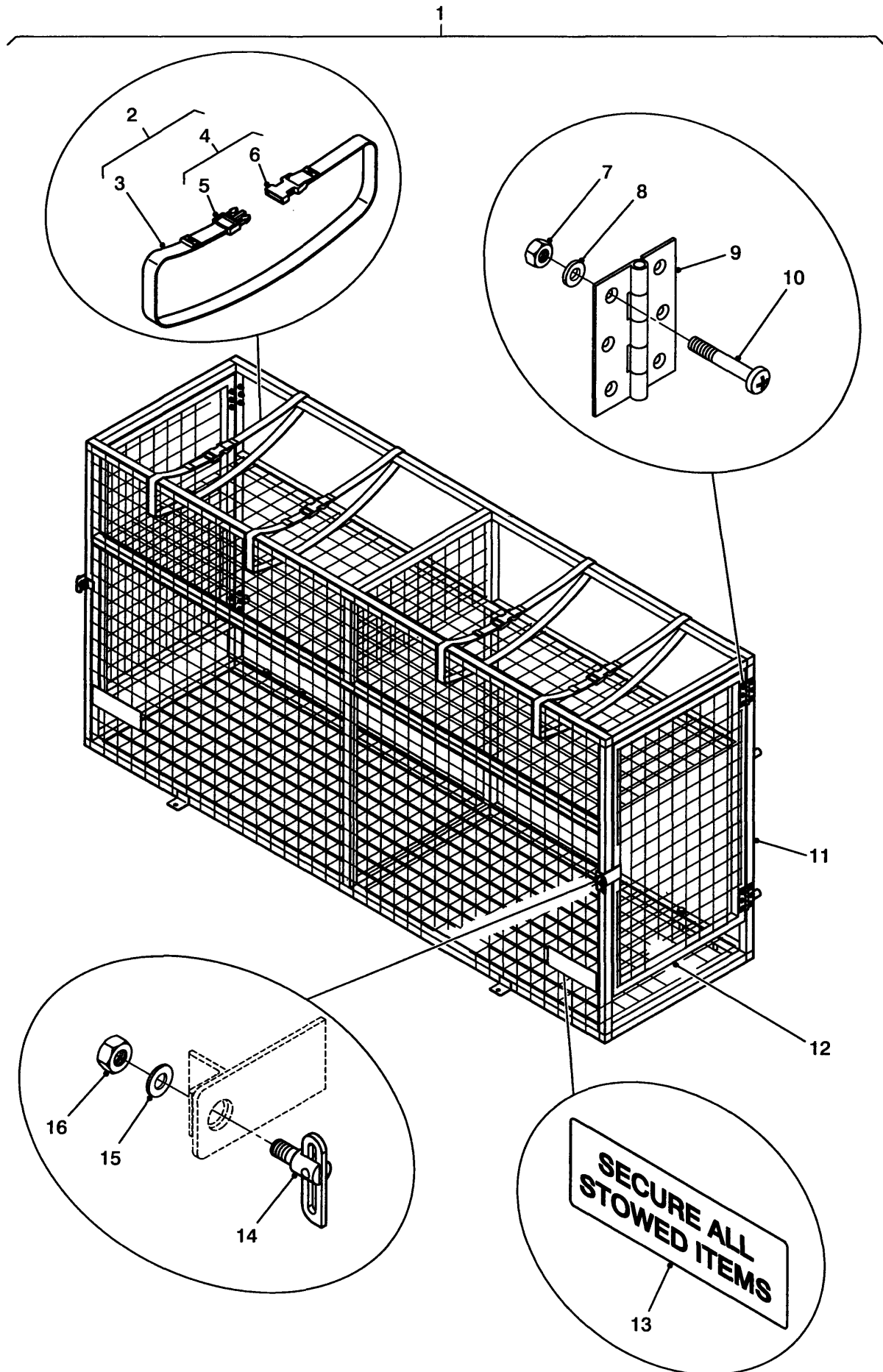
GROUP WJD/1
TITLE AUXILIARY CAGE

ITEM NO	DESIGNATION	NSN MANUFACTURER CODE/PART NO SUPPLIER CODE/PART NO	NO OFF	U O I	E X P	L* M* H*
001	AUXILIARY CAGE ASSEMBLY (INCLUDES WJD 002 AND WJD 007 TO WJD 016)	Z8518/43-2120 Z8518/43-2120	1			
002	STRAP, ASSEMBLY CAGE, REAR, 2100 MM LG (INCLUDES WJD 003 AND WJD 004, ALSO PART OF WJD 001)	2540 66-144-6496 Z8518/008-591 Z5394/GYD591	4EA		X	LMH
003	WEBBING (USE WJD 002 OR MANUFACTURE FROM WJD 901)	/NIL /NIL	1			
004	BUCKLE SIDE RELEASE, PLASTIC, OLIVE DRAB. 2 PIECE, FOR 25 MM W STRAP (INCLUDES WJD 005 AND WJD 006, ALSO PART OF WJD 001 AND WJD 002)	5340 66-144-6368 Z4495/380-0816 Z5394/HYM949	1EA		X	LMH
005	CLIP, MALE (USE WJD 004)	/NIL /NIL	1			
006	CLIP, FEMALE (USE WJD 004)	/NIL /NIL	1			
007	NUT, SELF LOCKING, M6, ZINC PLATED, FE/ZN, BLACK (ALSO PART OF WJD 001)	Z8518/008562-BE06000M Z5394/NY106044	24			
008	WASHER, FLAT, M6, ZINC PLATED, FE/ZN, BLACK (ALSO PART OF WJD 001)	Z8518/008561-BA060000 Z5394/WA106044	24			
009	HINGE, BUTT, STAINLESS STEEL, 50 MM BY 70 MM LG (ALSO PART OF WJD 001)	5340 66-147-0656 Z9F28/T7016FPSS Z5394/HYM1273	4EA		X	LMH
010	SCREW, MUSHROOM HD, CROSS RECESS, M6 BY 40 MM LG. (ALSO PART OF WJD 001)	Z8518/008560-BL06040L Z5394/HYM3773	24			
011	CAGE, AUXILIARY, 540 MM BY 960 MM BY 1890 MM LG. (ALSO PART OF WJD 001)	Z8518/43-2121 Z5394/FYD2121	1			
012	DOOR ASSEMBLY, 480 MM BY 795 MM (ALSO PART OF WJD 001)	Z8518/008-799 Z5394/GYD0799	1			
ISSUE NO: 1 REPAIR PARTS SCALE: 02232 PAGE NO: 46						

* GRADE OF REPAIR (LIGHT, MEDIUM OR HEAVY)

GROUP WJD SHEET 1

02232



AUXILIARY CAGE

UNCONTROLLED WHEN PRINTED

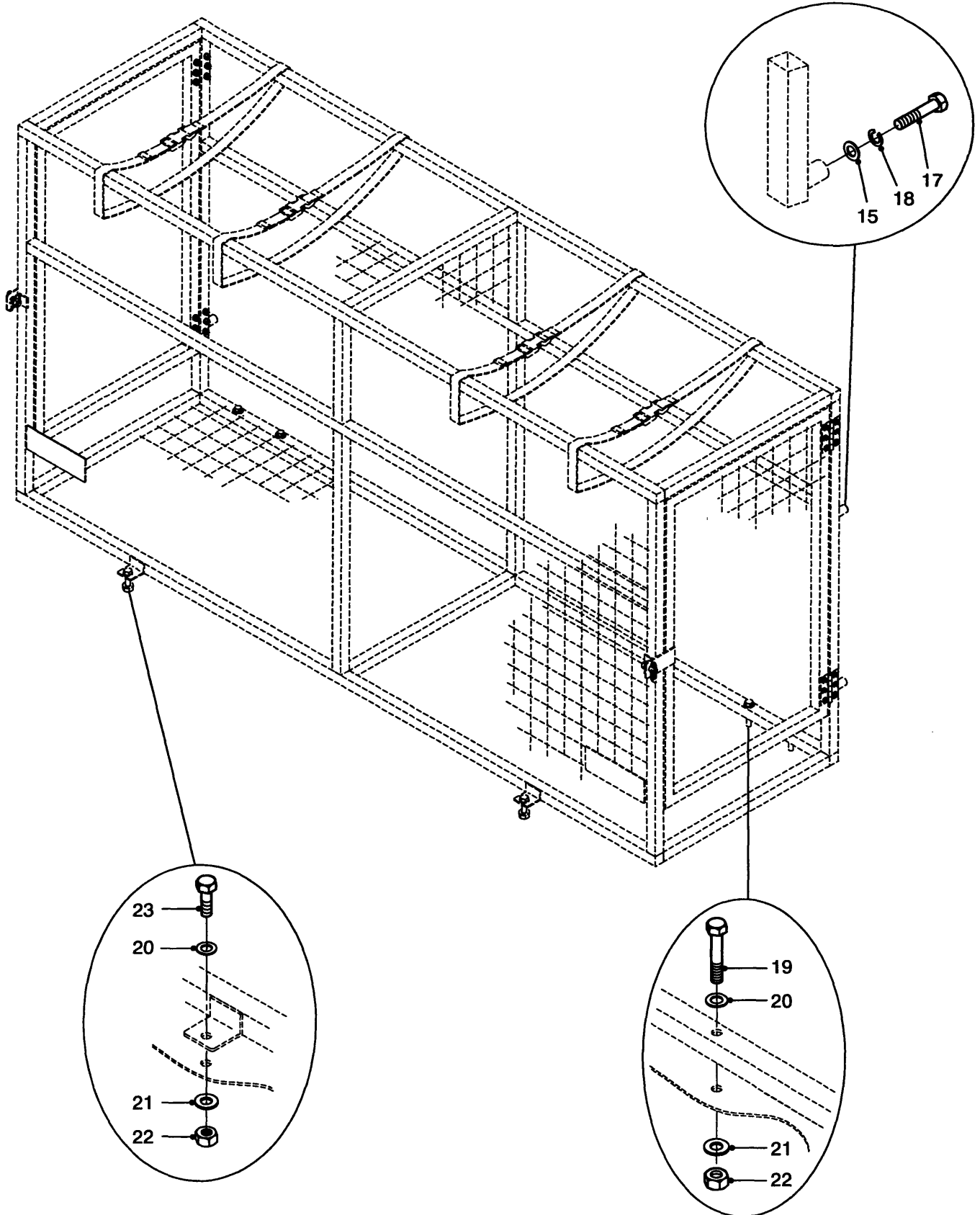
GROUP WJD/1
 TITLE AUXILARY CAGE

ITEM NO	DESIGNATION	NSN MANUFACTURER CODE/PART NO SUPPLIER CODE/PART NO	NO OFF	U O	E X	L* M*
			I	P	H*	
013	DECAL, SECURE ALL STOWED ITEMS, AUTOGRAPH VINYL, BLACK, 175 MM BY 60 MM (ALSO PART OF WJD 001)	Z8518/008-548 Z5394/GYD548	2			
014	ANTILUCE FASTENER, M8 (ALSO PART OF WJD 001)	Z8518/008-080 Z5394/HYM937	2			
015	WASHER, FLAT, M8 (ALSO PART OF WJD 001)	Z8518/008561-BA080000 Z5394/WA108001	2			
016	NUT, NYLOC, M8 (ALSO PART OF WJD 001)	Z8518/008562-BE08000M Z5394/NY108041	2			

* GRADE OF REPAIR (LIGHT, MEDIUM OR HEAVY)

GROUP WJD SHEET 2

02232



AUXILIARY CAGE

UNCONTROLLED WHEN PRINTED

GROUP WJD/2
 TITLE AUXILARY CAGE

ITEM NO	DESIGNATION	NSN MANUFACTURER CODE/PART NO SUPPLIER CODE/PART NO	NO OFF I	U O I	E X P	L* M* H*
017	BOLT, HEX HD, M8 BY 40 MM LG, ZINC PLATED, BLACK	Z8518/008558-B008040M Z5394/BH108081	5			
018	WASHER, SPRING, M8	Z8518/008561-BG080000 Z5394/WL108001	5			
019	BOLT, HEX HD, M10 BY 50 MM LG.	Z8518/008558-B010050M Z5394/BH110101	4			
020	WASHER, FLAT, M10	Z8518/008561-BA100000 Z5394/WA110001	4			
021	WASHER, FLAT, EXTRA LARGE, M10	Z8518/008561-BC100000 Z5394/WJ110001	4			
022	NUT, NYLOC, M10	Z8518/008562-BE10000M Z5394/NY110041	4			
023	BOLT, HEX HD, M10 BY 30 MM LG.	Z8518/008558-B010030M Z5394/BH110061	2			
901	WEBBING, DRAB OLIVE, 25 MM WIDE, 40 MR ROLL (USE AS REQUIRED)	Z3460/B2503-566 Z5394/B2503-566	1			

UNCONTROLLED WHEN PRINTED

UNCONTROLLED WHEN PRINTED

