

Registry of Ex Military Land Rovers

Copyright of this document is retained by the original authors. Some parts may have been superseded or changed since that time.

This document has been download from the Registry of Ex Military Land Rovers at <http://www.remlr.com> . All files available from this site are free of charge.

If you have paid for this document please report where you purchased it from to the Registry of Ex Military Land Rovers Inc at webmaster@remlr.com





REPAIR PARTS SCALE

02225

2320-66-139-4887

**TRUCK, ASSAULT PIONEER, LIGHT, FFR,
W/WINCH, MC2, LANDROVER 110, 6X6,
ISUZU TURBOCHARGED ENGINE**

(SUPPLEMENT)

(TO BE READ IN-CONJUNCTION WITH RPS 02228)

ISSUE 1 JUN 99

AUTHORISED FOR THE USE WITHIN THE
AUSTRALIAN ARMY BY COMMAND OF THE
CHIEF OF ARMY

A handwritten signature in black ink, appearing to read "P.F. Haddad".

P.F. HADDAD
MAJOR GENERAL
SUPPORT COMMANDER-
ARMY

UNCONTROLLED WHEN PRINTED

CONTENTS

SUBJECT	PAGE
TITLE PAGE	I
CONTENTS	II
PREFACE	III
REPAIR PARTS SCALES REQUEST	V
SCALES CHANGE REQUEST	VII

CHAPTER 1 – INDEXES

SECTION	TITLE
1	REPAIR PARTS SCALES NIIN INDEX
2	REPAIR PARTS SCALES GROUP INDEX
3	IDENTIFICATION PLATE

CHAPTER 2 – TEXT

1	REPAIR PARTS SCALES – TEXT AND ILLUSTRATIONS
---	--

PREFACE

Purpose of the Repair Parts Scale

1. This Repair Parts Scale (RPS) is an entitlement document prepared by Defence Materiel Organisation (DMO), Technical Data Centre (TDC). It authorises Units, Technical Support Sub-Units and Workshops that have the responsibility, the trade qualified personnel and the facilities, to draw Repair Parts for the repair and maintenance of the equipment detailed within the RPS.

Basis of Scale

2. The RPS is assessed on the premise that a repair part is any essential component or accessory which, through deterioration, breakage, normal wear and tear or loss, is likely to require replacement during the expected life of the equipment, and is an item which could not be economically repaired or fabricated in workshops.

3. The range and breadth of repair parts listed in the RPS is based on the grades of repair authorised for the equipment.

Recommended Stocking Quantities

4. The scale or depth of repair parts (also known as stocking quantities) are not listed in the RPS.

5. A Recommended Stocking Quantities report for units or force scaling for deployments and exercises may be obtained from The **RPS/CES Manager** using the same Web, E-mail, Fax and Mail addresses as listed under General Enquiries.

6. The following information is to be supplied with each Stocking Quantity Report request:

- a. RPS Number(s);
- b. equipment asset NATO Stock Number(s) (NSN) or Entitlement Group Code(s) (EGC);
- c. equipment asset name(s);
- d. number of equipment to be supported;
- e. duration of the support in months;
- f. the grade of repair at which the support is to be provided ie Light (L), Medium (M) and Heavy (H);
- g. type of forecast required if more than one equipment is involved (ie a single forecast per equipment or a consolidated report listing all equipment in one report); and
- h. the date the report is required by.

Access to RPS On-line

7. RPS can be accessed for viewing on-line at <http://vbmweb.sor.defence.gov.au/techdata> The RPS on this site can be Printed and Saved but when printed or saved they are Uncontrolled Copy.

Additional Copies of RPS or RPS Index

8. Personnel authorised by their unit to request additional copies of RPS or the RPS Index can do so using the same Web, E-mail, Fax and Mail addresses as listed under General Enquiries.

New Issues and Distribution

9. New RPS and new Issues of RPS are distributed automatically to authorised recipients.

10. When a new Issue of an RPS is released it supersedes all previous Issues, copies of which should be destroyed.

Delivery Address for RPS

11. Unless special circumstances exist, RPS or Indexes will not be addressed or sent to individuals they will be delivered to the Unit or Sub Unit address (eg. 7 Sig Regt or 3 RAR Tech Spt). Personnel requesting RPS or Indexes are to ensure they are authorised to submit the request and that the receiving Unit or Sub Unit will complete the internal delivery.

General Enquiries

12. For general enquiries in respect of any RPS contact The RPS/CES Manager via the TDC website address as per Para 7.

by e-mail to:

LEATechnicalData@drnex.defence.gov.au

by Telephone to: (03) 9282 7812

by Facsimile to: (03) 9282 7618 or

or, by Mail to:

RPS/CES Manager
Technical Publications Section
Technical Data Centre
DPM-3
661 Bourke Street
MELBOURNE VIC 3001

Changes to RPS and Scales Change Requests

13. Amendments to RPS will normally be made in the form of new issues.

14. Users may request changes to RPS by submitting Scales Change Requests (SCR) using the same web, E-mail, Fax and Mail addresses as listed under General Enquiries.

15. Hardcopy of SCR proformas are in the front of every RPS. Electronic copies can be submitted through the TDC website address as per Para 7.

16. Scales Change Requests may be raised by:

- a. units, repair elements, logistic units and headquarters who find, through user experience, the scale is inadequate either by range or quantity of repair parts;
- b. units, repair elements, logistic units and headquarters who consider previously non-scaled items could become a recurring requirement; or
- c. personnel who have identified errors or omissions in the text or illustrations.

17. Scales Change Requests will be acknowledged by TDC. If a change is approved, then users will be notified in the form of interim (pen) amendments. The changes will then be incorporated in the next issue of the RPS

18. It is emphasised that units, repair elements and logistic units are free to adjust their holdings as soon as user experience indicates the need. Adjustment action does not require prior approval of a Scales Change Request. The latter is required by TDC so the RPS database may be updated to reflect the latest information. This data may then be used for subsequent stocking quantity reports, reflecting the latest usage data.

How to Use the RPS

19. Refer to the Group Index in the Contents page of the RPS to locate the starting page number of the group required.

20. Refer to the group illustration and identify the item required by its callout number.

21. Refer to the text page, the callout number of the item required is listed in the column titled ITEM NO. Information for each item is listed in the columns titled:

- DESIGNATION,
- NSN
- MANUFACTURER CODE / PART NO
- SUPPLIER CODE / PART NO,
- NO OFF (per assembly),
- UOI (unit of issue),
- EXP (stock type), and
- L* M* H* (grade of repair details.)

22. The RPS Indexes also allow users to locate the position of parts for which the NSN or NATO Item Identification Number (NIIN) is known. Refer to the NIIN sequence index to locate the group and callout number of the item.

Illustrated Items

23. All illustrated items have an accompanying Item number in column 1 of that group's text page; eg AAB 007 indicates callout number 7 on the illustration for group AAB.

Non-illustrated Items

24. All non-illustrated items within a group are identified by having an Item number of 901 (formerly 9001) or greater; eg AAB 901 indicates the first unillustrated item within group AAB, AAB 902 the second and so on. The non-illustrated item numbering system has been changed to comply with the requirements of the Standard Defence Supply System (SDSS).

Scaled Items

25. Scaled items are indicated as such by having the letters "L", "M" or "H" in the grade of repair column, and a NSN in the NSN column.

26. In some instances, particularly for first issue RPS, items intended to be scaled may not have a NSN listed but will be identified for repair by "L", "M" or "H" in the grade of repair column. As soon as cataloguing action is completed for these items, a new issue of the RPS will be released.

Non-scaled Items

27. Non-scaled items have the grade of repair column blank, do not have an NSN and therefore do not appear in the NIIN index.

28. Requests for non-scaled items are to be carefully examined by units' technical support sub-units, workshops and contract repair elements. Requests for non-scaled items should be directed to the applicable National Fleet Manager.

Manufacturers' and Suppliers' Codes and Part Numbers

29. Prime manufacturers' codes and part numbers, if available, will appear directly below the NSN field. If not available, the field will read "NIL" or be blank. The next higher assembly should be requested for items with "NIL".

30. Suppliers' codes and part numbers, if available, will appear directly below the prime manufacturers' code and part number field. If not available, the field will be a duplicate of the manufacturer's code and part number.

INTENTIONALLY

LEFT

BLANK

UNCONTROLLED WHEN PRINTED

PLEASE STAPLE OR TAPE BEFORE MAILING

OHMS

DEPARTMENT OF DEFENCE (ARMY)

If not delivered, return to:

**RPS/CES MANAGER
PUBLICATIONS SECTION
TECHNICAL DATA CENTRE
DPM-3
661 Bourke Street
MELBOURNE VIC 3001**

FOLD HERE

UNCONTROLLED WHEN PRINTED

PLEASE STAPLE OR TAPE BEFORE MAILING

OHMS

DEPARTMENT OF DEFENCE (ARMY)

If not delivered, return to:

**RPS/CES MANAGER
PUBLICATIONS SECTION
TECHNICAL DATA CENTRE
DPM-3
661 Bourke Street
MELBOURNE VIC 3001**

FOLD HERE

UNCONTROLLED WHEN PRINTED
REPAIR PARTS SCALE DISTRIBUTION LIST

UNIT	QTY	UNIT	QTY
PBSD (RPS MANAGER)	2		
MSLMD	2		
AEA (EIO)	2		
SOUTH QLD LOG GROUP	4		
6 RAR TECH SPT	3		
7 CSSB WKSP	5		
25/49 RQR TECH SPT	2		
9 RQR	3		
2 CER TECH SPT	4		
7 SIG REGT(EW)	2		
1 FD REGT TECH SPT	3		
ROVER AUSTRALIA PTY LTD	5		
GAWS	2		
TECHNICAL DATA MGT AGENCY	1		
TOTAL QUANTITY	40		
<p>ISSUE NO: 1 REPAIR PARTS SCALE: 02225 PAGE NO: 1</p>			

INTENTIONALLY

LEFT

BLANK

CHAPTER 1

SECTION 1

REPAIR PARTS SCALES NIIN INDEX

INTENTIONALLY

LEFT

BLANK

UNCONTROLLED WHEN PRINTED
REPAIR PARTS SCALE NIIN INDEX

NIIN 99-999-9999	GROUP IDENT NO	NIIN 99-999-9999	GROUP IDENT NO	NIIN 99-999-9999	GROUP IDENT NO
00-180-6339	WC 906	66-128-5006	QNA 023	66-144-6284	AD 003
12-128-1833	QL 034	66-128-5007	QNA 902	66-144-6290	AD 017
12-199-8964	QL 905	66-128-5018	QNA 030	66-144-6333	WC 022
66-011-5042	QNA 014	66-128-5117	SMC 021	66-144-6335	SR 004
66-016-0815	SMC 018	66-128-5238	BC 002	66-144-6336	WA 906
66-016-3535	SGD 026	66-128-5280	SGD 012	66-144-6356	WB 016
66-027-7458	WJA 903	66-128-5318	AD 034	66-144-6360	SMC 904
66-036-8141	QL 015	66-128-5344	WE 011	66-144-6361	SMC 905
66-039-2341	SGD 904	66-128-5439	SMC 910	66-144-6367	SR 003
66-055-1378	QL 024	66-128-5440	SMC 032	66-144-6367	SR 013
66-098-2816	QL 014	66-128-5441	SMC 030	66-144-6368	WJC 004
66-098-4402	RA 019	66-128-5442	SMC 015	66-144-6369	WB 010
66-100-8271	WJA 005	66-128-5498	WA 032	66-144-6385	WE 901
66-102-4112	WE 902	66-128-5641	BC 001	66-144-6391	SR 007
66-109-1748	QNA 022	66-128-5642	BC 004	66-144-6415	WJB 019
66-112-8927	WC 907	66-128-5816	QNA 034	66-144-6416	WB 018
66-119-8561	QL 021	66-128-5824	SGD 018	66-144-6417	SR 001
66-125-2329	WC 026	66-128-5825	SGD 019	66-144-6418	SGD 007
66-128-4291	QNA 008	66-128-5845	SGD 023	66-144-6421	SMC 909
66-128-4359	QNA 012	66-128-5846	SGD 024	66-144-6425	SS 001
66-128-4360	QNA 021	66-128-5847	SGD 008	66-144-6470	WJ 022
66-128-4399	BC 009	66-128-5888	SGD 028	66-144-6471	WJB 013
66-128-4521	SGD 010	66-128-5904	WJA 008	66-144-6472	WB 007
66-128-4546	QL 027	66-128-5955	BC 005	66-144-6474	WB 008
66-128-4558	WE 906	66-128-6020	QNA 017	66-144-6475	WB 901
66-128-4558	WJA 905	66-128-6033	QL 904	66-144-6475	WC 029
66-128-4578	WE 907	66-128-6100	SGD 031	66-144-6476	WB 009
66-128-4585	RB 005	66-128-6299	QNA 002	66-144-6477	WB 903
66-128-4597	QL 033	66-131-2610	WA 905	66-144-6478	WJ 014
66-128-4611	QNA 038	66-132-1327	WA 904	66-144-6481	WC 028
66-128-4620	RB 003	66-133-4548	WJA 904	66-144-6492	WE 007
66-128-4684	SMC 019	66-139-2012	RB 001	66-144-6493	WJA 006
66-128-4715	WE 903	66-139-2018	BC 008	66-144-6494	RB 006
66-128-4737	QL 003	66-139-2034	SLA 002	66-144-6495	RB 007
66-128-4737	WE 904	66-140-7484	SLA 007	66-144-6496	WJC 002
66-128-4868	SMC 902	66-140-7485	SLA 008	66-144-6497	WJC 018
66-128-4869	SMC 012	66-140-7487	WE 021	66-144-6498	WJC 013
66-128-4878	SMC 024	66-141-6098	AD 007	66-144-6514	RB 012
66-128-4895	SMC 022	66-142-8882	SS 901	66-144-6562	WJB 008
66-128-4897	SMC 020	66-142-8883	SS 902	66-144-6563	WJB 010
66-128-4906	WE 002	66-142-8884	WB 021	66-144-6691	WB 904
66-128-4965	SGD 001	66-144-3363	SR 014	66-144-6703	AD 005
66-128-4967	SGD 004	66-144-6279	AD 023	99-122-2772	RB 008
66-128-4969	SGD 015	66-144-6280	AD 011	99-122-2786	RB 011
66-128-5005	QNA 025	66-144-6281	AD 010	99-122-3032	WE 003

UNCONTROLLED WHEN PRINTED
REPAIR PARTS SCALE NIIN INDEX

NIIN 99-999-9999	GROUP IDENT NO	NIIN 99-999-9999	GROUP IDENT NO	NIIN 99-999-9999	GROUP IDENT NO
99-122-3411	SMC 029	99-797-3850	QNA 026		
99-122-4911	AD 032	99-811-9099	SMC 017		
99-122-4911	RA 001	99-822-1324	SMC 025		
99-122-4911	SMC 005	99-825-6380	QNA 006		
99-122-5295	SMC 033	99-829-4335	SMC 016		
99-122-5297	RA 003	99-970-3518	SGD 902		
99-122-5361	SMC 001	99-970-3518	SMC 011		
99-122-5367	RB 016	99-978-2258	SMC 907		
99-122-5494	WA 033	99-995-2312	QNA 904		
99-122-5498	RB 010	99-995-4499	QNA 903		
99-122-6474	SMC 003				
99-122-6474	WA 034				
99-122-6475	RA 021				
99-122-6475	RB 017				
99-122-6476	SMC 007				
99-122-6477	RA 016				
99-122-6477	RB 004				
99-122-6477	RB 009				
99-124-3616	RA 011				
99-135-0430	QNA 003				
99-137-4325	SMC 028				
99-137-9232	QL 032				
99-138-0422	SMC 014				
99-138-1473	RA 013				
99-138-4838	SMC 004				
99-138-9227	BC 007				
99-138-9227	RA 020				
99-138-9227	RB 019				
99-138-9228	AD 035				
99-138-9228	RA 002				
99-138-9228	SLA 004				
99-138-9228	SMC 006				
99-139-9037	RA 017				
99-203-6405	RA 007				
99-203-6405	SMC 002				
99-215-8626	AD 036				
99-220-2553	WA 903				
99-253-7262	QL 901				
99-277-6018	RA 023				
99-499-8033	RB 018				
99-517-3186	SMC 031				
99-618-3776	WE 905				
99-721-4386	SMC 023				
99-759-4951	QL 903				
99-770-7221	SMC 906				

CHAPTER 1

SECTION 2

REPAIR PARTS SCALES GROUP INDEX

INTENTIONALLY

LEFT

BLANK

UNCONTROLLED WHEN PRINTED
REPAIR PARTS SCALE GROUP INDEX

GROUP	CONTENTS	START PAGE
AD	AIR COMPRESSOR ASSEMBLY, DRIVE SHAFT AND MOUNTINGS	1
BC	FAN AND DRIVE PULLEY/BELTS	5
QL	REAR WIRING HARNESSSES AND FITTINGS	6
QNA	INSTRUMENT PANEL, GAUGES AND SPEEDOMETER CABLE	11
RA	CHASSIS FRAME AND MOUNTING BRACKETS	15
RB	BRUSHGUARD AND MOUNTINGS	17
SGD	IDENTIFICATION AND INSTRUCTION LABELS	19
SLA	REAR SEAT BELTS	24
SMC	FRONT TOP FENDER, MUDGUARD AND WING PANEL	25
SR	CANOPY	29
SS	REAR SEAT ASSEMBLY	35
W	MODULE ASSEMBLY - ASSAULT PIONEER	37
WA	FRAME AND FLOOR	38
WB	ROOF ASSEMBLY	42
WC	ROLL OVER PROTECTION	45
WE	INTERIOR FITTINGS - MODULE	49
WG	REAR SEAT FRAME ASSEMBLY	52
WJ	FRONT CAGE ASSEMBLY	56
WJA	UPPER SIDE DOOR ASSEMBLY	60
WJB	LOWER SIDE DOOR ASSEMBLY	62
WJC	REAR CAGE ASSEMBLY	65

INTENTIONALLY

LEFT

BLANK

CHAPTER 1

SECTION 3

IDENTIFICATION PLATE


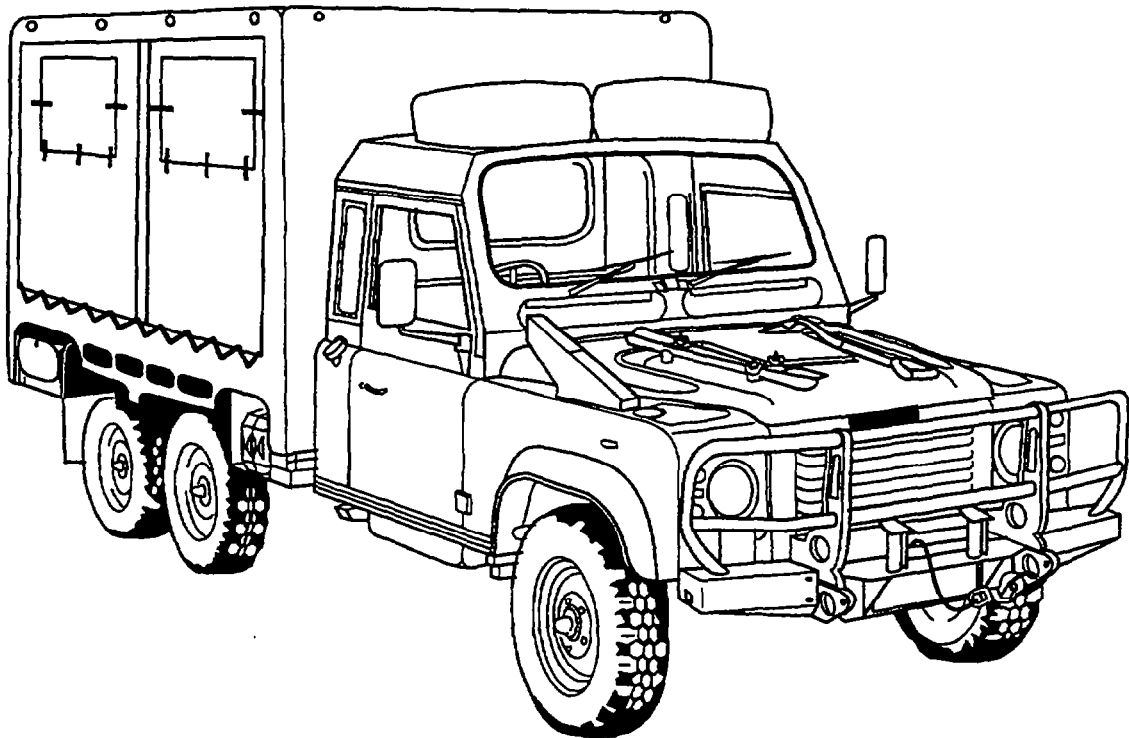
INTENTIONALLY

LEFT

BLANK

IDENTIFICATION PLATE

02225



**TRUCK, ASSAULT PIONEER, LIGHT,
W/WINCH, MC2, LAND ROVER 110, 6x6,
ISUZU TURBOCHARGED DIESEL ENGINE** A

INTENTIONALLY

LEFT

BLANK

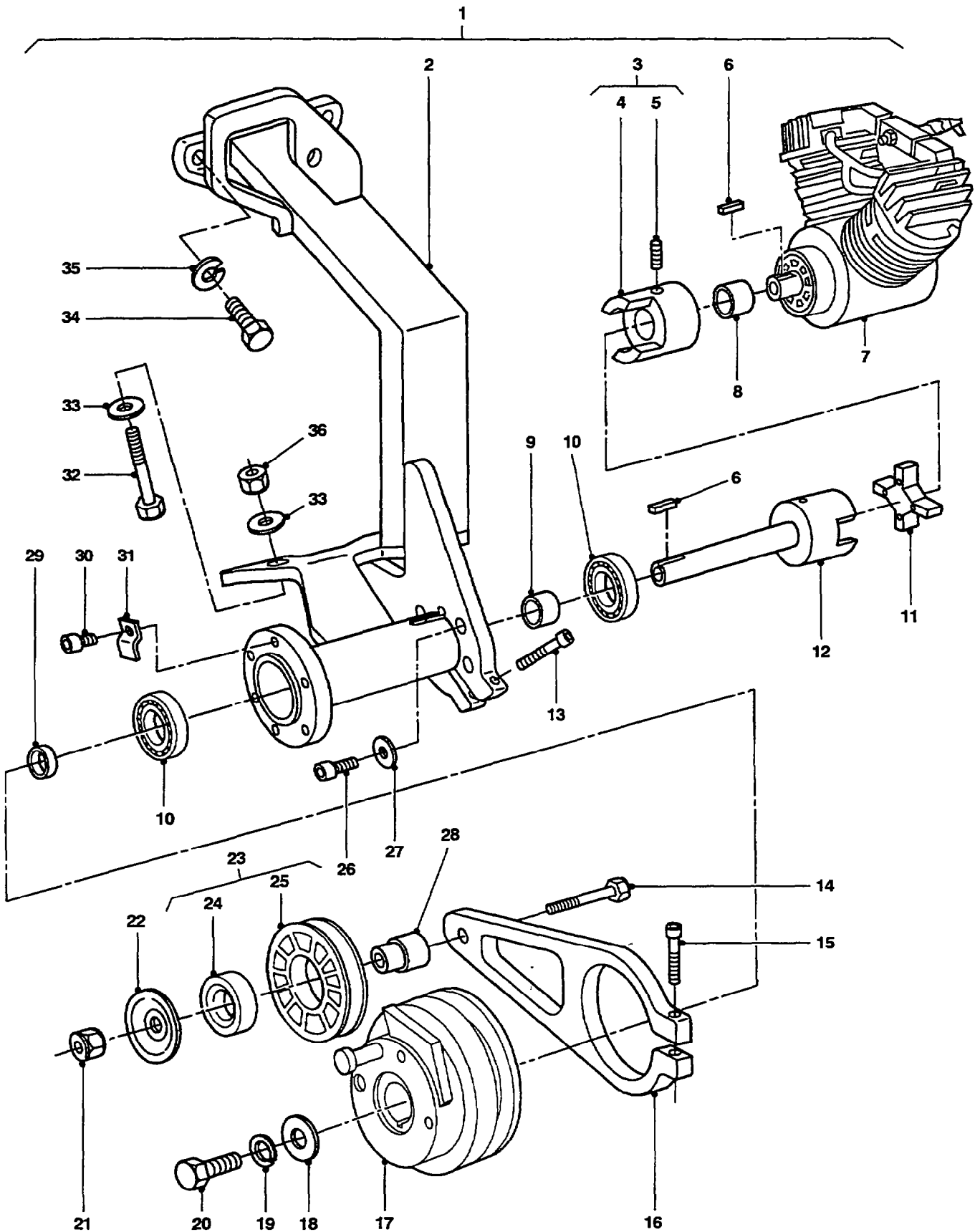
CHAPTER 2

SECTION 1

REPAIR PARTS SCALE TEXT AND ILLUSTRATIONS

GROUP AD

02225



**AIR COMPRESSOR ASSEMBLY,
DRIVE SHAFT AND MOUNTINGS**

UNCONTROLLED WHEN PRINTED

GROUP AD

TITLE AIR COMPRESSOR ASSEMBLY, DRIVE SHAFT AND MOUNTINGS

ITEM NO	DESIGNATION	NSN MANUFACTURER CODE/PART NO SUPPLIER CODE/PART NO	NO OFF	U O	E X	L* M* H*
001	COMPRESSOR ASSEMBLY, AIR, TYRE INFLATION (INCLUDES AD 002 TO AD 031)	Z7M26/BYG2160 Z5394/BYG2160	1			
002	BRACKET AND DRIVETUBE ASSEMBLY (ALSO PART OF AD 001)	Z7M26/60-00807 Z5394/HYM988	1			
901	DECAL, WARNING, SILVER ON BLUE, MYLAR, HEAT RESISTANT, PRESSURE SENSITIVE BACKING (ALSO PART OF AD 001)	Z7M26/81-06083 Z5394/HYM990	1			
902	MOUNTING, LOWER LEG (USED WITH AD 002)	Z7M26/60-00808 Z5394/HYM1016	1			
003	COUPLING HALF, SHAFT AIR COMPRESSOR ASSEMBLY, DRIVE SHAFT C/W LOCKING SCREW (INCLUDES AD 004 AND AD 005, ALSO PART OF AD 001)	3010 66-144-6284 Z7M26/52-10805 Z5394/HYM1010	1	AY	X	LMH
004	DRIVE COUPLING, 36.0 MM DIA., 15.0 MM LG., SINTERED IRON (ALSO PART OF AD 001)	Z7M26/52-10802 Z5394/HYM985	1			
005	SETSCREW 7/32 IN. BSW X 3/8 IN. LG, STEEL, DRIVE COUPLING (ALSO PART OF AD 001)	5305 66-144-6703 Z7M26/43-00762 Z5394/HYM991	1	EA	X	LMH
006	KEY, SQUARE, 3.0 MM W. BY 3.0 MM H. BY 15.0 MM O/A LG., STEEL (ALSO PART OF AD 001)	Z7M26/35-10080 Z5394/HYL9769	2			
007	COMPRESSOR, RECIPROCATING 2 CYLINDER, 40 MM BORE, 20 MM STROKE, REED VALVE HEAD (REFER GROUP ADA)	4310 66-141-6098 Z7M26/17-12854 Z5394/HYM849	1	EA	A	LMH
008	SPACER, 19.0 MM O.D. BY 16.0 MM I.D. BY 15 MM LG, BRIGHT STEEL (ALSO PART OF AD 001)	Z7M26/51-10605-3 Z5394/HYM984	1			
009	SPACER, 19 MM O.D., 16 MM I.D., 11 MM LG., STEEL (ALSO PART OF AD 001)	Z7M26/51-10605-2 Z5394/HYM1021	1			

ISSUE NO: 1

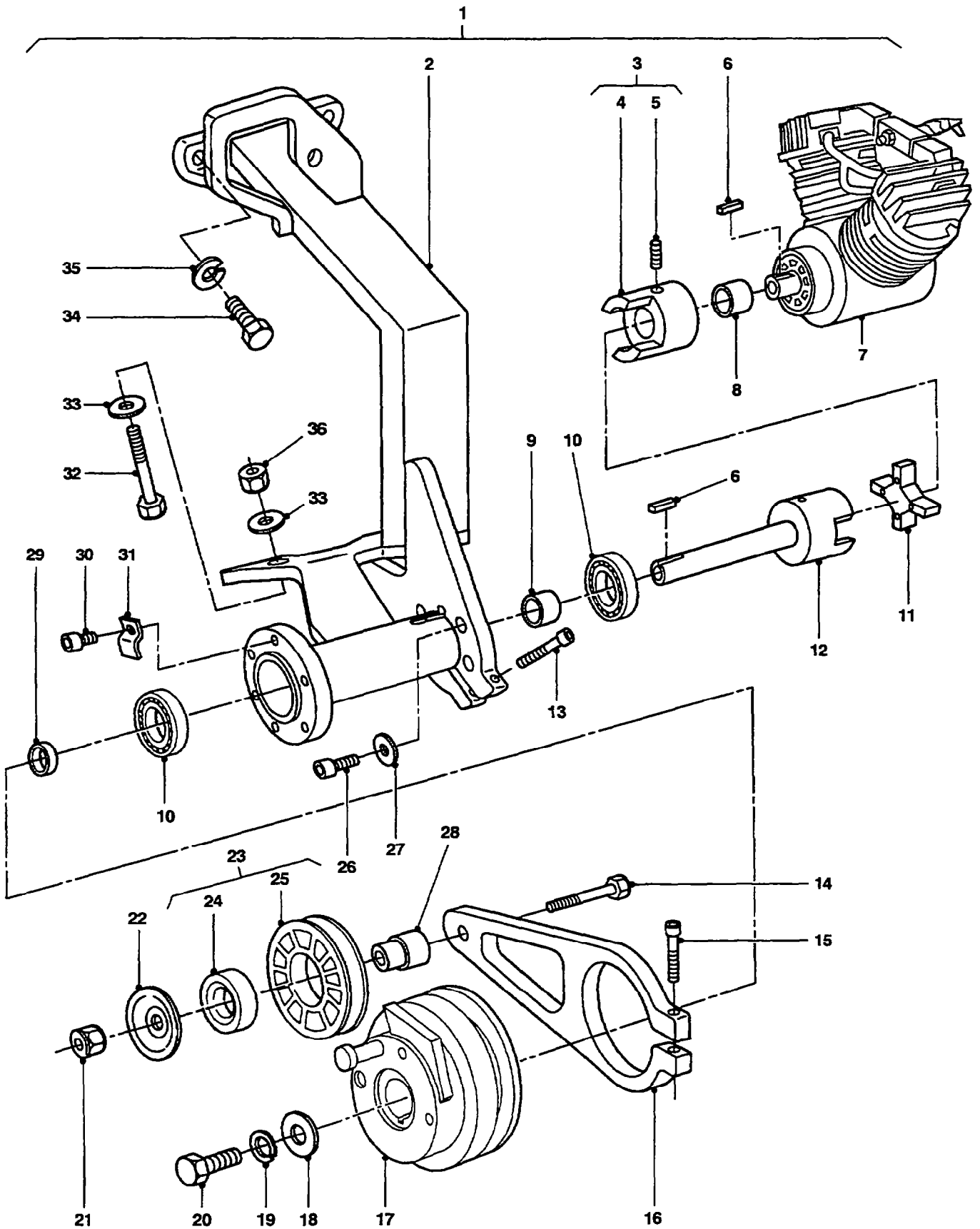
REPAIR PARTS SCALE: 02225

PAGE NO: 1

* GRADE OF REPAIR (LIGHT, MEDIUM OR HEAVY)

GROUP AD

02225



**AIR COMPRESSOR ASSEMBLY,
DRIVE SHAFT AND MOUNTINGS**

UNCONTROLLED WHEN PRINTED

GROUP AD
TITLE AIR COMPRESSOR ASSEMBLY, DRIVE SHAFT AND MOUNTINGS

ITEM NO	DESIGNATION	NSN MANUFACTURER CODE/PART NO SUPPLIER CODE/PART NO	NO OFF	U O I	E X P	L* M* H*
010	BEARING, BALL, ANNULAR AIR COMPRESSOR ASSEMBLY, DRIVE SHAFT (ALSO PART OF AD 001)	3110 66-144-6281 Z7M26/30-10691 Z5394/HYM1035	2	EA	X	LMH
011	SPIDER, DIFFERENTIAL 4 LEG, POLYURTHANE, 35MM OD X 10MM THK (ALSO PART OF AD 001)	3040 66-144-6280 Z7M26/52-10804 Z5394/HYM986	1	EA	X	LMH
012	DRIVESHAFT (ALSO PART OF AD 001)	Z7M26/53-10802 Z5394/HYM987	1			
013	BOLT, SOCKET HD., 1/4 IN. UNC BY 2.00 IN. LG., BLACK OXIDE (ALSO PART OF AD 001)	Z7M26/41-10259 Z5394/SS604166	1			
014	BOLT, HEX HD., 3/8 IN. BY 2-1/2 IN. LG., UNC THREAD, STEEL, ZINC PLATED (ALSO PART OF AD 001)	Z7M26/41-10256 Z5394/BH506201L	1			
015	BOLT, SOCKET HD., UNC, 1/4 IN. DIA. BY 1-3/4 IN. LG., BLACK OXIDE FINISH (ALSO PART OF AD 001)	Z7M26/41-10257 Z5394/SS504146	1			
016	IDLER ARM (ALSO PART OF AD 001)	Z7M26/63-10214 Z5394/HYM1018	1			
017	CLUTCH ASSEMBLY AIR COMPRESSOR (REFER GROUP ADB)	2520 66-144-6290 Z7M26/26-10743 Z5394/HYM848	1	AY	X	LMH
018	WASHER, FLAT, 5/16 IN. I.D., 3/4 IN. O.D., STEEL, ZINC PLATED (ALSO PART OF AD 001)	Z7M26/37-10600 Z5394/WC108051	1			
019	WASHER, SPRING, 5/16 INCH I.D., STEEL, ZINC PLATED (ALSO PART OF AD 001)	Z7M26/36-02411 Z5394/WL600051L	1			
020	SCREW, MACHINE, HEX. HD., 5/16 IN. I.D. BY 1 IN. LG., UNC THREAD, STEEL (ALSO PART OF AD 001)	Z7M26/40-00823 Z5394/SH505081L	1			
021	NUT, NYLON INSERT, 3/8 INCH UNC THREAD, ZINC COATED (ALSO PART OF AD 001)	U1030/NY506041 Z5394/NY506041	1			

ISSUE NO: 1

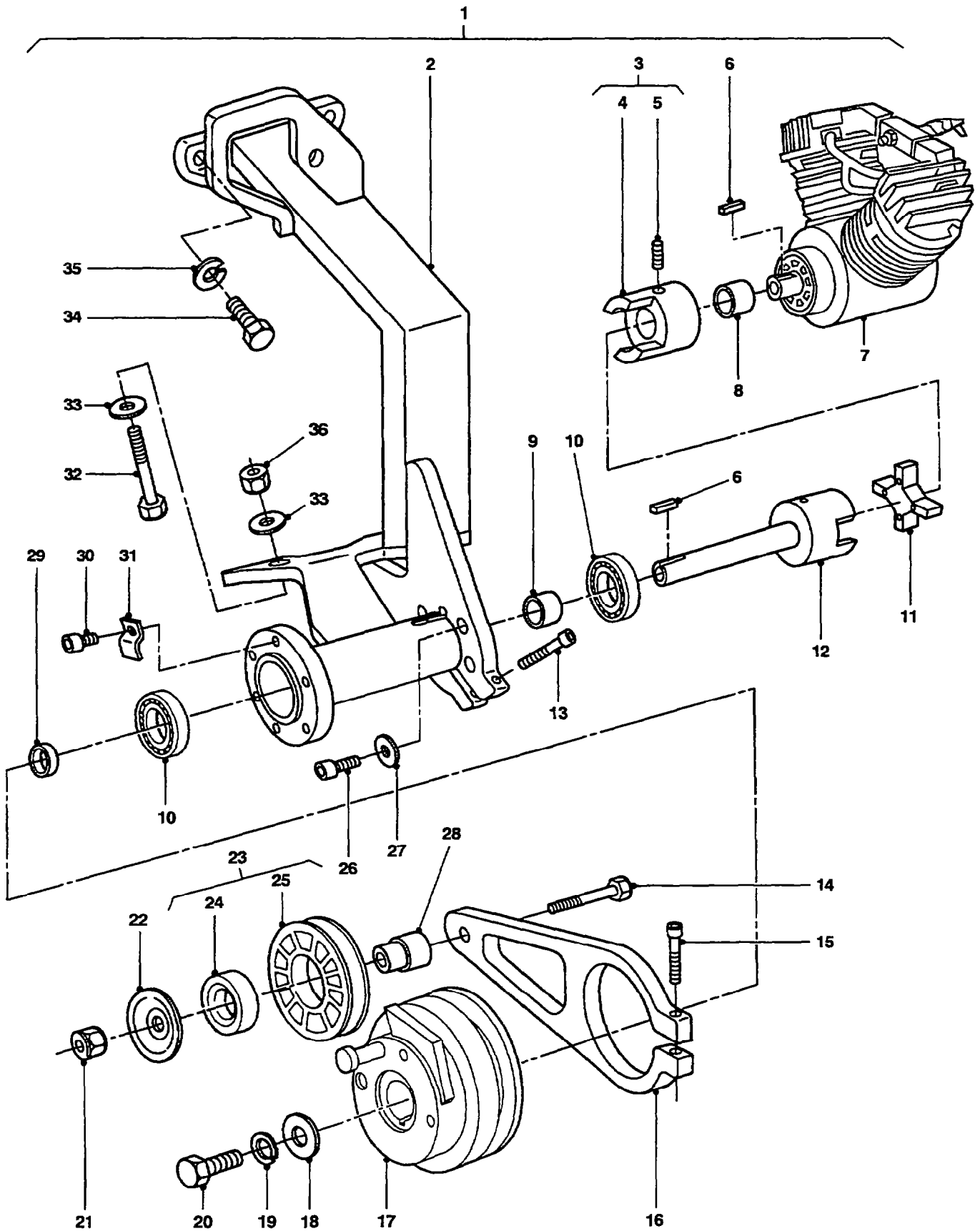
REPAIR PARTS SCALE: 02225

PAGE NO: 2

* GRADE OF REPAIR (LIGHT, MEDIUM OR HEAVY)

GROUP AD

02225



**AIR COMPRESSOR ASSEMBLY,
DRIVE SHAFT AND MOUNTINGS**

UNCONTROLLED WHEN PRINTED

GROUP AD

TITLE AIR COMPRESSOR ASSEMBLY, DRIVE SHAFT AND MOUNTINGS

ITEM NO	DESIGNATION	NSN MANUFACTURER CODE/PART NO SUPPLIER CODE/PART NO	NO OFF	U O	E X	L* M* H*
022	WASHER, DISHED, 42.0 MM O.D., 10.0 MM I.D. BY 6.0 MM DISH, 2.0 MM THK., GALVABOND, STEEL (ALSO PART OF AD 001)	Z7M26/37-10601 Z5394/HYM850	1			
023	PULLEY AND BEARING ASSEMBLY AIR COMPRESSOR ASSEMBLY, DRIVE SHAFT AND MOUNTING (INCLUDES AD 024 AND AD 025, ALSO PART OF AD 001)	3020 66-144-6279 Z7M26/63-10217 Z5394/HYM1019	1	EA	X	LMH
024	BEARING (USE AD 023)	/NIL /NIL	1			
025	PULLEY (USE AD 023)	/NIL /NIL	1			
026	SCREW, SOCKET HD., M5 BY 15 MM LG., BLACK OXIDE FINISH (ALSO PART OF AD 001)	Z7M26/41-10264 Z5394/SS105156	4			
027	WASHER, FLAT, ROUND, STEEL, ZINC PLATED, M5 BY 13 MM O.D. (ALSO PART OF AD 001)	Z7M26/45-11871 Z5394/WC702106	4			
028	BUSHING, STEPPED, PULLEY, 25.0 MM O.D. AT HEAD END, 20.0 MM O.D. AT PULLEY END, 11.0 MM I.D., 30.0 MM LG., STEEL, ZINC PLATED. (ALSO PART OF AD 001)	Z7M26/63-10215 Z5394/HYM989	1			
029	SPACER, 19 MM O.D., 16 MM I.D., 6 MM LG., STEEL (ALSO PART OF AD 001)	Z7M26/51-10605-1 Z5394/HYM983	1			
030	SCREW, CAP, SOCKET HD., M6 BY 10 MM LG., BLACK OXIDE FINISH (ALSO PART OF AD 001)	Z7M26/41-10265 Z5394/SS106106	3			
031	RETAINER, BEARING, CLUTCH, METAL, 1.5 MM THK. BY 15 MM W. BY 17 MM LG., 6.5 MM DIA. HOLE (ALSO PART OF AD 001)	Z7M26/32-18093 Z5394/HYM1020	3			
032	BOLT, MACHINE METRIC, STEEL, HEX HD, ZINC PLATED, M10 BY 30 MM LG	5306 99-122-4911 U1030/SH110301 Z5394/SH110301	2	EA	X	LMH

ISSUE NO: 1

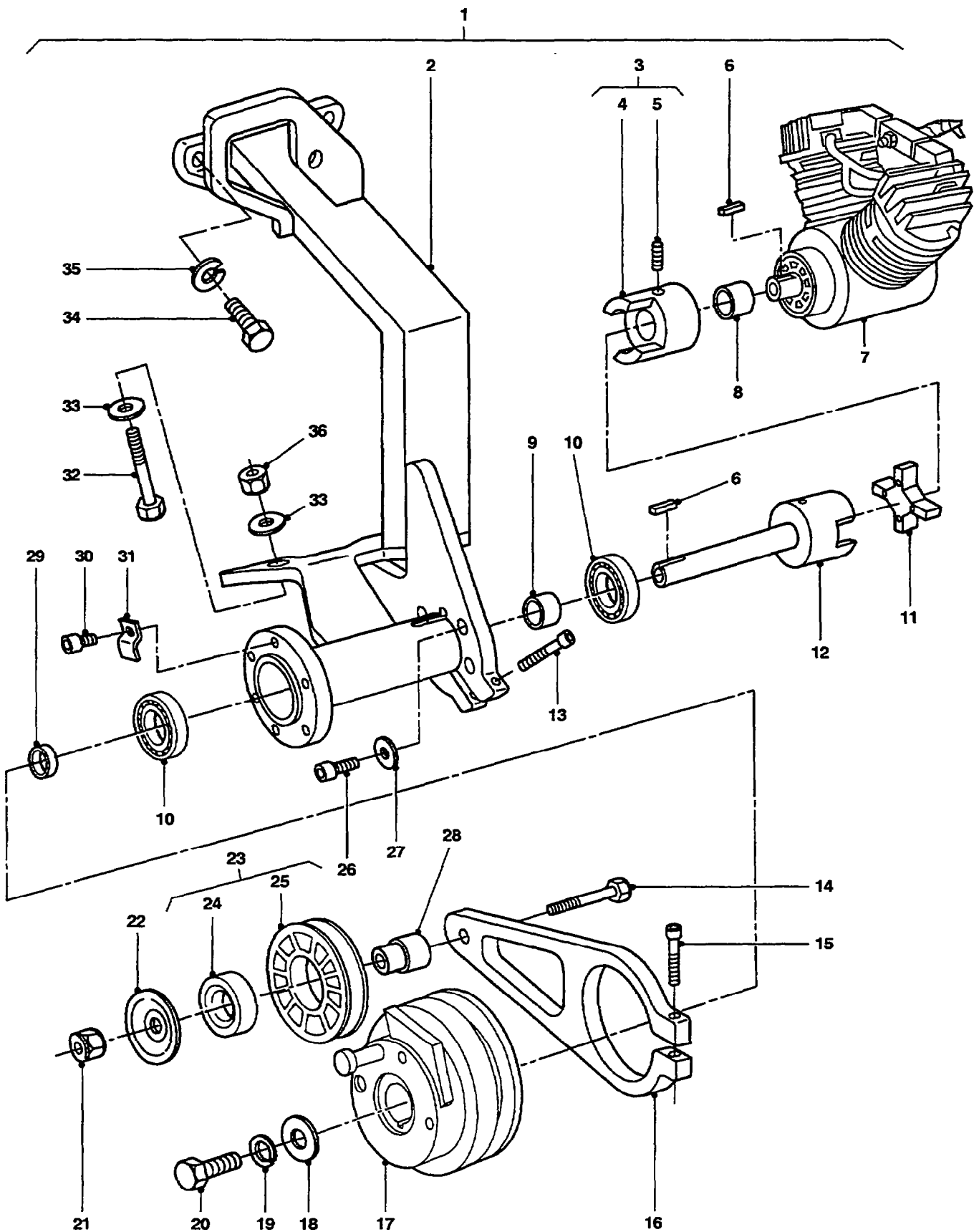
REPAIR PARTS SCALE: 02225

PAGE NO: 3

* GRADE OF REPAIR (LIGHT, MEDIUM OR HEAVY)

GROUP AD

02225



**AIR COMPRESSOR ASSEMBLY,
DRIVE SHAFT AND MOUNTINGS**

UNCONTROLLED WHEN PRINTED

GROUP AD

TITLE AIR COMPRESSOR ASSEMBLY, DRIVE SHAFT AND MOUNTINGS

ITEM NO	DESIGNATION	NSN MANUFACTURER CODE/PART NO SUPPLIER CODE/PART NO	NO OFF	U O I	E X P	L* M* H*
033	WASHER, FLAT, M10, ZINC PLATED	U1030/WA110001 Z5394/WA110001	4			
034	SCREW, HEXAGON HEAD ISO METRIC, STEEL, ZINC COATED, 10 MM BY 25 MM LG	5305 66-128-5318 U1030/SH210251 Z5394/SH210251	2EA		X	LMH
035	WASHER, LOCK SPRING, STEEL, SINGLE TURN, ZINC PLATED, 10 MM, 15.90 MM OD 2.50 MM THK	5310 99-138-9228 U1030/WL110001L Z5394/WL110001L	2EA		X	LMH
036	NUT, SELF-LOCKING, HE ISO METRIC, STEEL, ZINC COATED, 10 MM DIA. W/NYLON INSERT	5310 99-215-8626 Z7M26/45-11870 Z5394/NY110047L	2EA		X	LMH

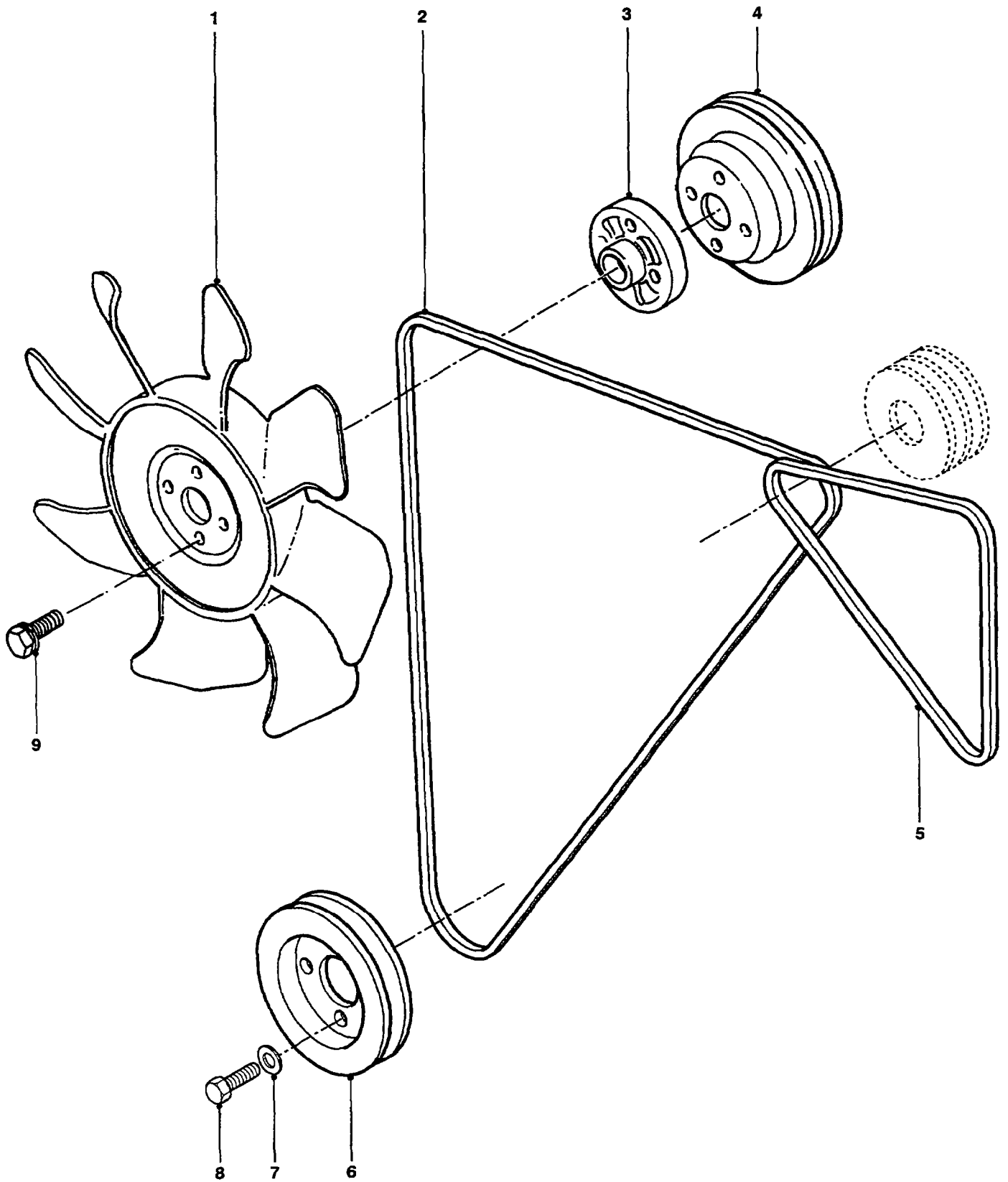
ISSUE NO: 1

REPAIR PARTS SCALE: 02225

PAGE NO: 4

* GRADE OF REPAIR (LIGHT, MEDIUM OR HEAVY)

GROUP BC **02225**



FAN AND DRIVE PULLEY/BELTS

UNCONTROLLED WHEN PRINTED

GROUP BC
 TITLE FAN AND DRIVE PULLEY/BELTS

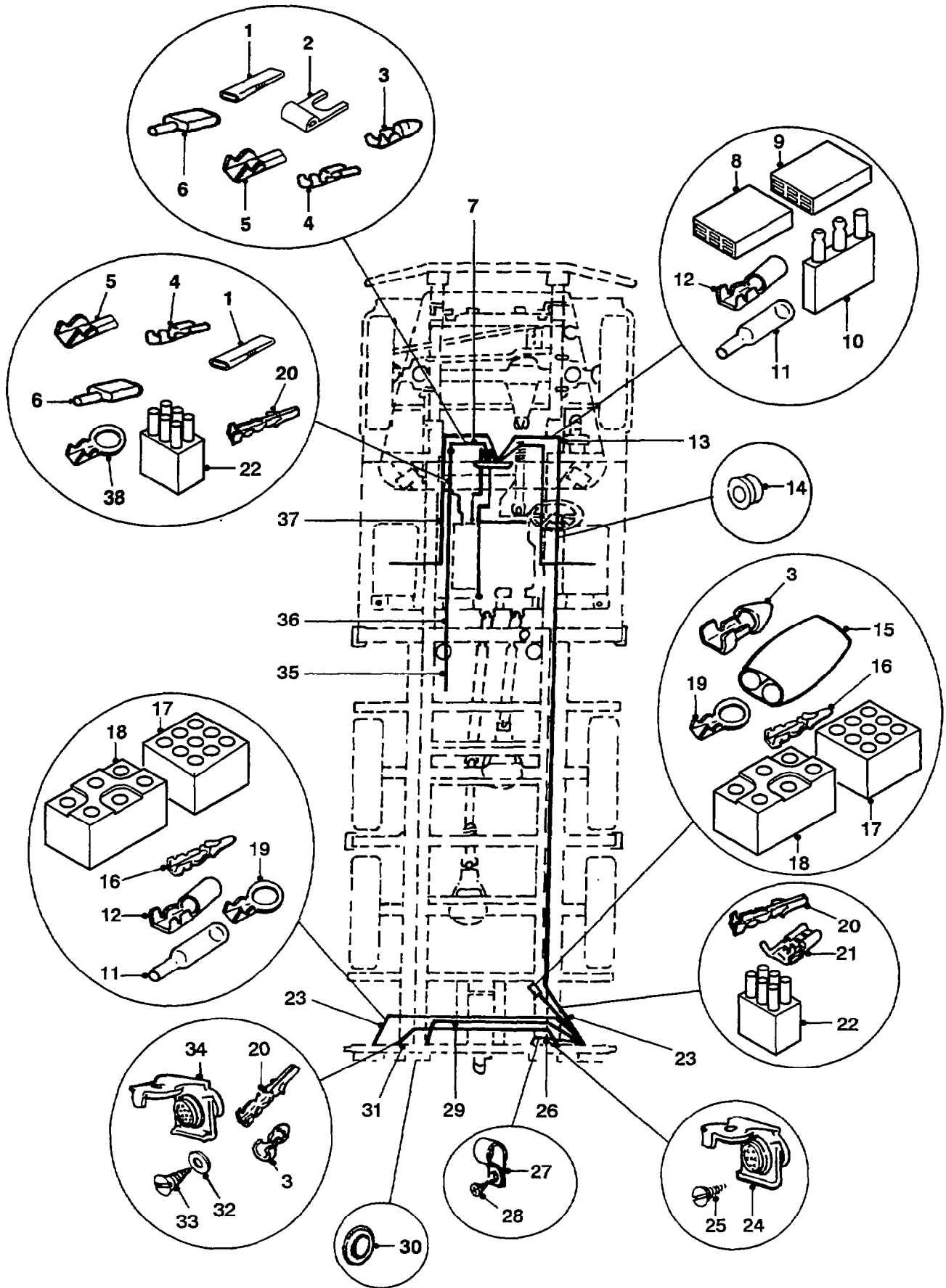
ITEM NO	DESIGNATION	NSN MANUFACTURER CODE/PART NO SUPPLIER CODE/PART NO	NO OFF	U O	E X	L* M* H*
001	IMPELLER, FAN, AXIAL RADIATOR COOLING, PLASTIC, 430 MM OD , FLUID COUPLING	2930 66-128-5641 S0266/8943326340 Z5394/8943326340	1	EA	X	LMH
002	BELT, V FAN, RUBBERISED FABRIC, NOTCHED	3030 66-128-5238 Z5394/AYG441 Z5394/AYG441	1	EA	X	LMH
003	SPACER, FAN, 19 MM THK.	S0226/5136420510 Z5394/5136420510	1			
004	PULLEY, GROOVE FAN	3020 66-128-5642 S0226/5136630570 Z5394/5136630570	1	EA	X	LMH
005	BELT, V A SECTION, 27 IN.DIA, AIR COMPRESSOR DRIVE	3030 66-128-5955 Z5394/MYH3562 Z5394/MYH3562	1	EA	X	LMH
006	PULLEY, GROOVE CRANKSHAFT (REFER AAA 008)	Z5394/8941004540 Z5394/8941004540	1			
007	WASHER, LOCK SPRING, STEEL, SINGLE TURN, SQUARE SECTION, ZINC PLATED, 8 MM BOLT SIZE	5310 99-138-9227 U1030/WL108001 Z5394/WL108001	4	EA	X	LMH
008	SCREW, HEXAGON HEAD METRIC, 6G, STEEL, HEX HD, ZINC PLATED, SHERADISED, M8 BY 20 MM LG	5305 66-139-2018 U1030/SH108207L Z5394/SH108207L	4	EA	X	LMH
009	BOLT, MACHINE ISO M, STEEL, HEX HD, 8 MM-1.25 MM THD , 29.5 MM THD LG, 35 MM LG O/A, 12 MM W A/F, 5.5 MM HD THK	5306 66-128-4399 S0226/9019108350 Z5394/9019108350	4	EA	X	LMH

ISSUE NO: 1 REPAIR PARTS SCALE: 02225 PAGE NO: 5

* GRADE OF REPAIR (LIGHT, MEDIUM OR HEAVY)

GROUP QL

02225



REAR WIRING HARNESSES AND FITTINGS

UNCONTROLLED WHEN PRINTED

GROUP QL
TITLE REAR WIRING HARNESSSES AND FITTINGS

ITEM NO	DESIGNATION	NSN MANUFACTURER CODE/PART NO SUPPLIER CODE/PART NO	NO OFF	U O I	E X P	L* M* H*
001	INSULATOR (ALSO PART OF QL 007 AND QL 035)	Z0220/H1135 Z5394/AYH9143	2			
002	TERMINAL (ALSO PART OF QL 007)	Z0220/H3504 Z0220/H3504	2			
003	FERRULE, ELECTRICAL CONDUCTOR BULLET, BRASS, CRIMP, 12.7 MM LG, 4.7 MM OD (ALSO PART OF QL 007, QL 013, QL 026, QL 029 AND QL 031)	5940 66-128-4737 Z0220/H2721 Z5394/MYH2565	8EA		X	LMH
004	TERMINAL (ALSO PART OF QL 007 AND QL 035)	Z0220/H1972 Z5394/BYG9273	2			
005	TERMINAL (ALSO PART OF QL 007 AND QL 035)	Z0220/H1192 Z0220/H1192	2			
006	INSULATOR (ALSO PART OF QL 007 AND QL 035)	Z0220/H2089 Z5394/H2089	2			
007	HARNESS ASSEMBLY, MODULE BLACKOUT (INCLUDES QL 001 TO QL 006 AND QL 901 TO QL 904)	Z3522/008-619 Z5394/GYD619	1			
901	RELAY, ELECTROMAGNETIC (ALSO PART OF QL 007)	5945 99-253-7262 Z5394/YWB10032L Z5394/YWB10032L	1EA		X	LMH
902	CONNECTOR, RECEPTACLE, ELECTRICAL (ALSO PART OF QL 007)	Z0645/4973 Z5394/HYL9428	1			
903	FUSE INDICATOR, ALARM KNIFE BLADE TYPE, 15 AMP, 12V DC, COLOUR CODE BLUE (ALSO PART OF QL 007)	5920 99-759-4951 U1030/RTC4503 Z5394/RTC4503	1EA		X	LMH
904	FUSEHOLDER, BLOCK (ALSO PART OF QL 007)	5920 66-128-6033 Z0645/8718 Z5394/BYG9073	1EA		X	LMH
008	CONNECTOR, 6 WAY, PVC, BLACK (USE QL 013)	/NIL /NIL	1			

ISSUE NO: 1 REPAIR PARTS SCALE: 02225 PAGE NO: 6

* GRADE OF REPAIR (LIGHT, MEDIUM OR HEAVY)

**NO
ILLUSTRATION
AVAILABLE**

UNCONTROLLED WHEN PRINTED

GROUP QL
 TITLE REAR WIRING HARNESSSES AND FITTINGS

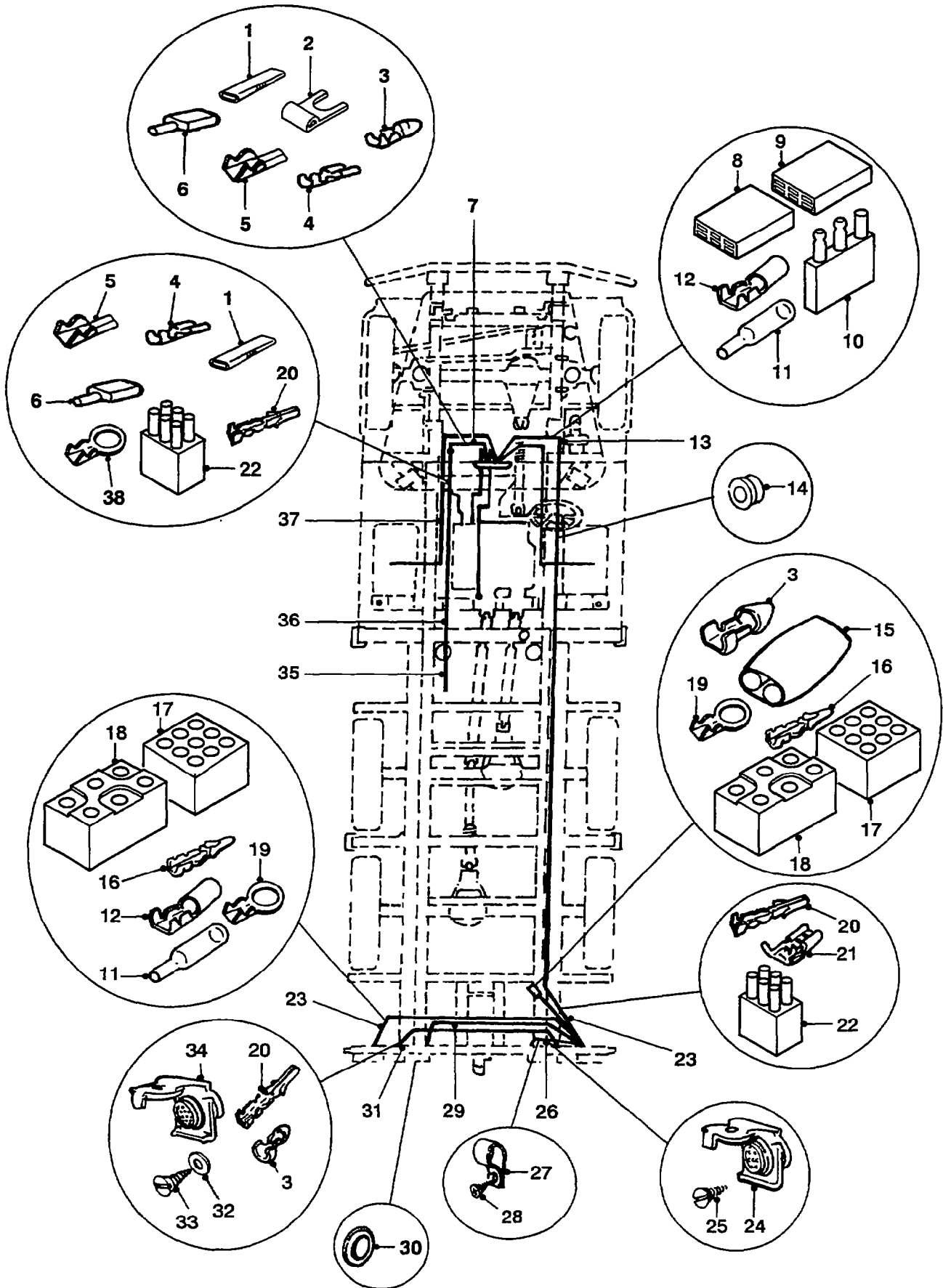
ITEM NO	DESIGNATION	NSN MANUFACTURER CODE/PART NO SUPPLIER CODE/PART NO	NO OFF I	U O I	E X P	L* M* H*
009	CONNECTOR, 6 WAY, PVC, WHITE (USE QL 013)	/NIL /NIL	1			
010	CONNECTOR, BULLET, 3 WAY (USE QL 013)	/NIL /NIL	1			
011	INSULATION SLEEVING, ELECTRICAL, SPECIAL PURPOSE PVC, CLEAR, 33.0 MM LG., 4.6 MM OD (ALSO PART OF QL 013 AND QL 036)	Z0220/H2806 Z5394/AYG9120	4			
012	TERMINAL (ALSO PART OF QL 013 AND QL 036)	Z0220/H2740 Z0220/H2740	4			
013	HARNESS ASSEMBLY, CHASSIS (INCLUDES QL 003, QL 008 TO QL 012 AND QL 014 TO QL 019)	Z5394/BYG9394 Z5394/BYG9394	1			
014	GROMMET, NONMETALLIC RUBBER (ALSO PART OF QL 013)	5325 66-098-2816 U1030/589452 Z5394/R589452	2	EA	X	LMH
015	TERMINAL, QUICK DISCONNECT (ALSO PART OF QL 013)	5940 66-036-8141 Z0220/H862 Z5394/AYH9037	1	PK	X	LMH
016	TERMINAL (ALSO PART OF QL 013 AND QL 026)	Z0220/H9002 Z5394/HYM269	23			
017	CONNECTOR, 9 WAY, CLEAR PLASTIC CASE (ALSO PART OF QL 013)	Z0220/M3191-9PI Z5394/HYM265	2			
018	CONNECTOR, 6 WAY, CLEAR PLASTIC CASE (ALSO PART OF QL 013)	Z0220/M3191-6PI Z5394/HYM263	3			
019	TERMINAL, LUG SOLDERLESS, 1.218 IN LG., 0.688 IN. W., 0.313 IN. DIA. MTG HOLE (ALSO PART OF QL 013)	Z0220/H236E Z5394/BYG9132	2			
905	STRAP, TIEDOWN, ELECTRICAL COMPONENTS	5975 12-199-8964 Z3663/T50R Z5394/MYH1763	13	EA	X	LMH

ISSUE NO: 1 REPAIR PARTS SCALE: 02225 PAGE NO: 7

* GRADE OF REPAIR (LIGHT, MEDIUM OR HEAVY)

GROUP QL

02225



REAR WIRING HARNESSES AND FITTINGS

UNCONTROLLED WHEN PRINTED

GROUP QL
TITLE REAR WIRING HARNESSSES AND FITTINGS

ITEM NO	DESIGNATION	NSN MANUFACTURER CODE/PART NO SUPPLIER CODE/PART NO	NO OFF	U O I	E X P	L* M* H*
020	TERMINAL, PIN, PRE-PI, BRASS, 0.25 MM THK, 21.9 MM LG. (ALSO PART OF QL 013, QL 023, QL 031, QL 035 AND QL 036)	Z0220/H9001 Z5394/HYM268	28			
021	TERMINAL, QUICK DISCONNECT RECEPTACLE, CRIMP, BRASS, 6.3 MM LG (ALSO PART OF QL 023 AND QL 036)	5940 66-119-8561 Z0220/H1191 Z5394/AYK9152	10	EA	X	LMH
022	CONNECTOR, 6 WAY, CLEAR PLASTIC CASING (ALSO PART OF QL 023, QL 035 AND QL 036)	Z0220/M3191-6RI Z5394/HYM264	4			
023	CABLE ASSEMBLY, REAR LAMPS, 16/03 MM WIRE DIA, 600 MM LG. (INCLUDES QL 020 TO QL 022 AND QL 906)	Z5394/AYG9970 Z5394/AYG9970	2			
906	GROMMET, RUBBERISED (ALSO PART OF QL 023)	Z5394/BYG9001 Z5394/BYG9001	2			
024	CONNECTOR, RECEPTACLE, ELECTRICAL (ALSO PART OF QL 026)	5935 66-055-1378 Z0220/H1715BK Z5394/HYM754	1	EA	A	LMH
025	SCREW, SELF TAPPING, RECESSED, COUNTERSUNK HD, 5/8 INCH DIA, 1-1/4 INCH	U1030/AC610101 Z5394/AC610101	3			
026	PLUG AND HARNESS ASSEMBLY, 7 PIN (INCLUDES QL 003, QL 016, QL 024 AND QL 907)	Z5394/AYG9967 Z5394/AYG9967	1			
907	CONNECTOR, 9 WAY, CLEAR PLASTIC CASING (ALSO PART OF QL 026 AND QL 031)	Z5394/M3191-9RI Z5394/M3191-9RI	2			
027	CLAMP, LOOP	5340 66-128-4546 Z5394/MYH2697 Z5394/MYH2697	6	EA	X	LMH
028	SCREW, SELF-DRILLING	Z2665/6-311-0038-5 Z5394/MYH3337	6			

ISSUE NO: 1

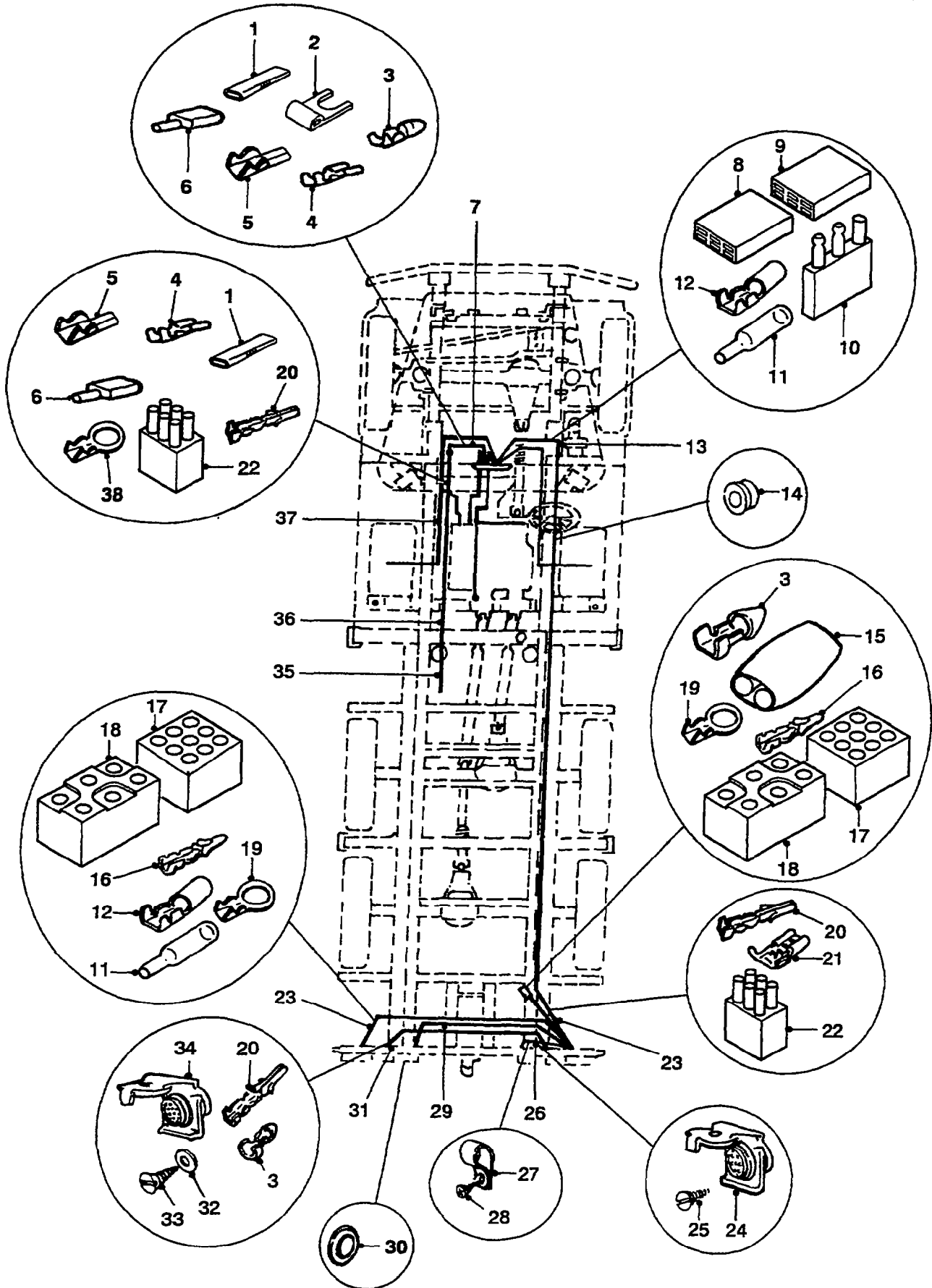
REPAIR PARTS SCALE: 02225

PAGE NO: 8

* GRADE OF REPAIR (LIGHT, MEDIUM OR HEAVY)

GROUP QL

02225



REAR WIRING HARNESSES AND FITTINGS

UNCONTROLLED WHEN PRINTED

GROUP QL
 TITLE REAR WIRING HARNESSSES AND FITTINGS

ITEM NO	DESIGNATION	NSN MANUFACTURER CODE/PART NO SUPPLIER CODE/PART NO	NO OFF	U O	E X	L* M* H*
029	CABLE ASSEMBLY, BLACKOUT LIGHT EXTENSION, 800 MM LG., RED WITH YELLOW TRACER, (INCLUDES QL 003)	Z5394/AYG9577 Z5394/AYG9577	2			
030	PLUG, PROTECTIVE, DUST AND MOISTURE SEAL SELECTOR VALVE FIXTURE ACCESS	Z1397/BP-2 Z5394/MYH3206	2			
031	CABLE ASSEMBLY, NATO PLUG, 600 MM LG., 12 PIN (INCLUDES QL 003, QL 020, QL 907, QL 908 TO QL 913 AND QL 034)	Z5394/BYG9079 Z5394/BYG9079	1			
908	SHELL (ALSO PART OF QL 031)	34904/8338566 Z5394/AYG9988	2			
909	WASHER (ALSO PART OF QL 031)	34904/8338567 Z5394/AYG9989	2			
910	CONTACT (ALSO PART OF QL 031)	34904/MS27148-2 Z5394/AYG9990	2			
911	SHELL (ALSO PART OF QL 031)	34904/8338561 Z5394/AYG9984	2			
912	TERMINAL (ALSO PART OF QL 031)	34904/8338564 Z5394/AYG9985	2			
913	SLEEVE (ALSO PART OF QL 031)	34904/8338562 Z5394/AYG9987	2			
032	WASHER, LOCK SPRING STEEL, SINGLE TURN, RECTANGULAR SECTION, ZINC PLATED AND CHROMATED, 6 MM BOLT SIZE	5310 99-137-9232 U1030/WL106001L Z5394/WL106001L	4	EA	X	LMH
033	SCREW, TAPPING THREAD FORMING, PAN HD, 6 MM DIA	5305 66-128-4597 Z5394/MYH3122 Z5394/MYH3122	4	EA	X	LMH
034	CONNECTOR, RECEPTACLE, ELECTRICAL 12 CONTACTS, C/W SPRING LOADED COVER (ALSO PART OF QL 031)	5935 12-128-1833 Z0645/9203 Z5394/HYG582	1	EA	X	LMH

ISSUE NO: 1

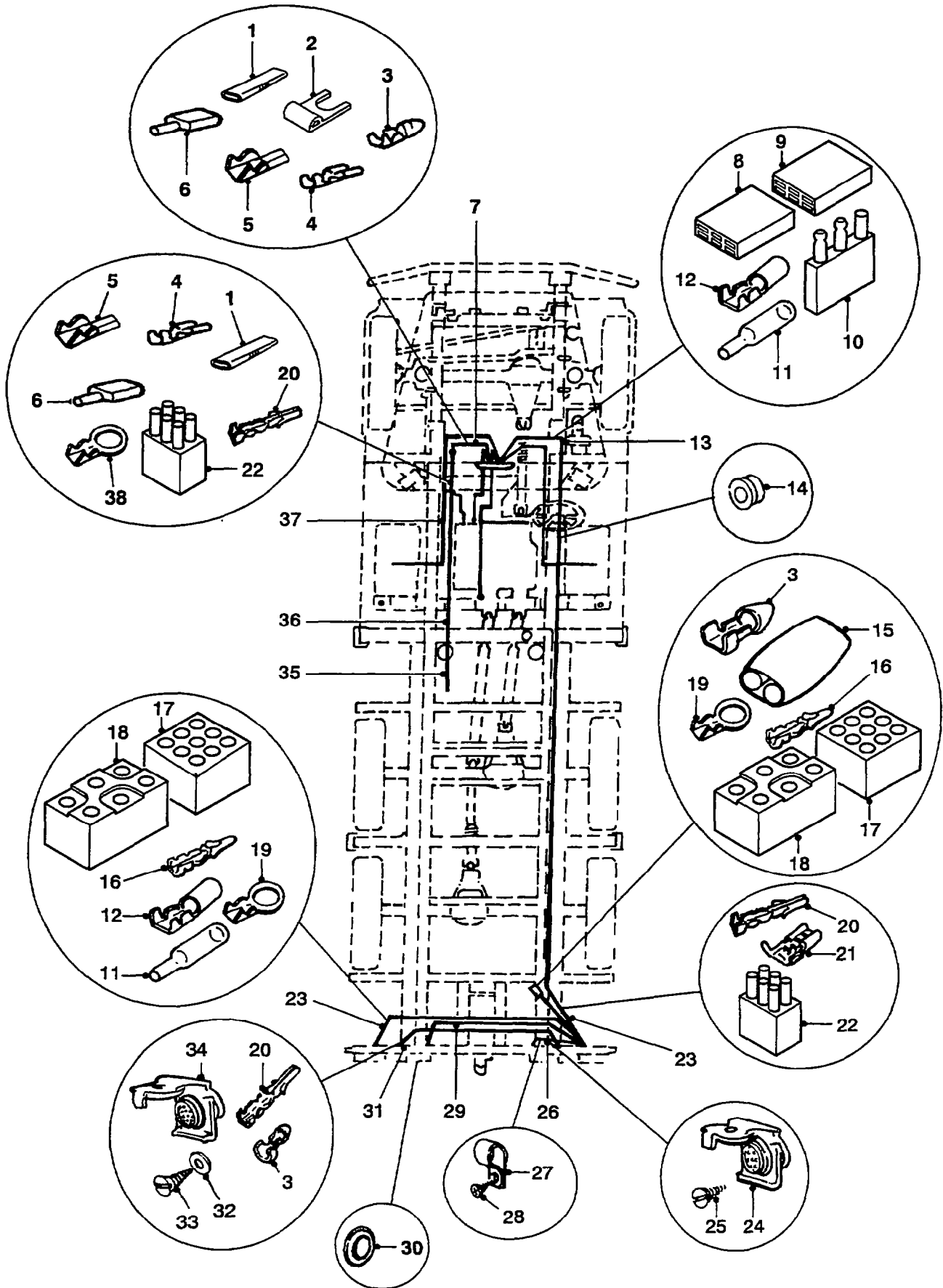
REPAIR PARTS SCALE: 02225

PAGE NO: 9

* GRADE OF REPAIR (LIGHT, MEDIUM OR HEAVY)

GROUP QL

02225



REAR WIRING HARNESSES AND FITTINGS

UNCONTROLLED WHEN PRINTED

GROUP QL
 TITLE REAR WIRING HARNESSSES AND FITTINGS

ITEM NO	DESIGNATION	NSN MANUFACTURER CODE/PART NO SUPPLIER CODE/PART NO	NO OFF I	U O I	E X P	L* M* H*
035	HARNESS, POWER (INCLUDES QL 016 AND QL 018)	Z3522/008-503 Z5394/GYD503	1			
036	HARNESS ASSEMBLY, CAB TO MODULE, 3400 MM LG. (INCLUDES QL 001, QL 004 TO QL 006, QL 020, QL 022 AND QL 037)	Z3522/008-618 Z3594/GYD618	1			
037	HARNESS ASSEMBLY, FUEL TANKS (INCLUDES QL 011, QL 012, QL 020 TO QL 022, QL 914 AND QL 915)	Z5394/BYG9386 Z5394/BYG9386	1			
914	INSULATOR, TERMINAL, FLAG TYPE, PVC, CLEAR, 17.1 MM LG, 11.2 MM W. (ALSO PART OF QL 036)	Z0220/H2791 Z0220/H2791	2			
915	CONNECTOR, 9 WAY, CLEAR PLASTIC CASING (ALSO PART OF QL 036)	Z5394/AYG9703 Z5394/AYG9703	1			
038	TERMINAL (ALSO PART OF QL 007)	Z0220/H430 Z5394/HYM965	1			

ISSUE NO: 1

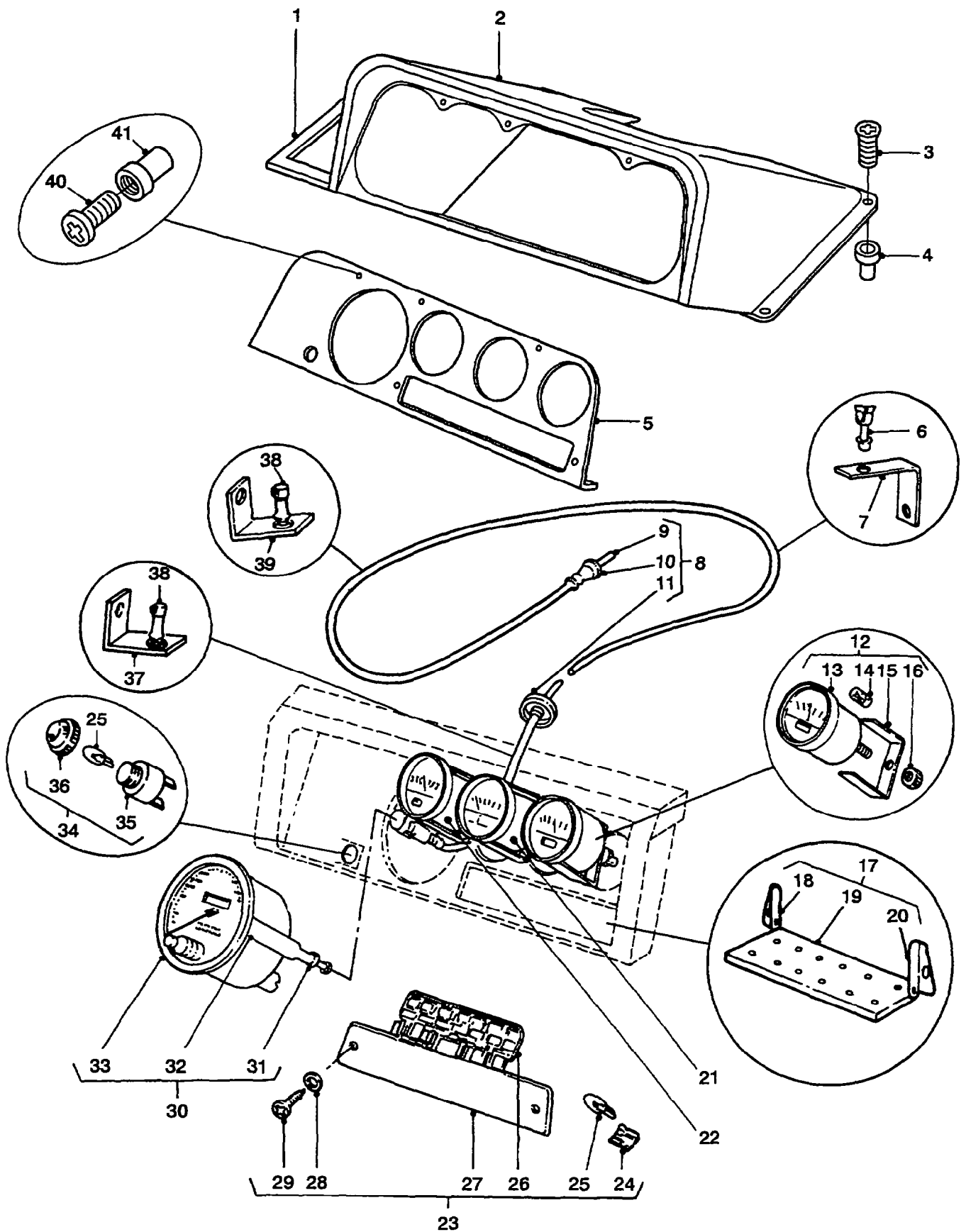
REPAIR PARTS SCALE: 02225

PAGE NO: 10

* GRADE OF REPAIR (LIGHT, MEDIUM OR HEAVY)

GROUP QNA

02225



**INSTRUMENT PANEL, GAUGES AND
SPEEDOMETER CABLE**

UNCONTROLLED WHEN PRINTED

GROUP QNA
TITLE INSTRUMENT PANEL, GAUGES AND SPEEDOMETER CABLE

ITEM NO	DESIGNATION	NSN MANUFACTURER CODE/PART NO SUPPLIER CODE/PART NO	NO OFF	U O	E X	L* M* H*
001	WASHER, JOINT	Z5394/HYG3530 Z5394/HYG3530	1			
002	COWL, INSTRUMENT PANEL MOULDED HARD PLASTIC	2540 66-128-6299 Z5394/HYG4451 Z5394/HYG4451	1EA		X	LMH
003	SCREW, MACHINE METRIC, STEEL, PAN HD, 5 MM BY 16 MM LG	5305 99-135-0430 U1030/SE105161 Z5394/SE105161	7EA		X	LMH
004	RIVNUT, 5 MM DIA, 5 MM GRIP RANGE, ALUMINIUM	U1030/MP105500 Z5394/MP105500	7			
005	PANEL, ASSEMBLY, INSTRUMENT	Z5394/HYG4462 Z5394/HYG4462	1			
006	PIPE CLIP, PLASTICS ACETAL	2910 99-825-6380 U1030/79121 Z5394/R79121	1EA		X	LMH
007	BRACKET, SPEEDO CABLE SUPPORT, SECURED BY FLYWHEEL HOUSING SCREW, RIGHT ANGLE, 20 MM WIDTH, 2.5 MM THK, EACH FACE 45 MM LG, 1 FACE 11 MM DIA HOLE, 1 FACE 7 MM DIA HOLE	Z5394/AYG2709 Z5394/AYG2709	1			
008	SHAFT ASSEMBLY, FLEXIBLE (INCLUDES QNA 009 TO QNA 011)	6680 66-128-4291 U1030/PRC6023 Z5394/PRC6023	1EA		X	LMH
901	SPIREWRAPE, 7 MM, 200 MM LG O/A (USED ON QNA 010)	Z0734/500001-1 Z5394/MYH5369	1			
009	CABLE, INNER (USE QNA 008)	/NIL /NIL	1			
010	CABLE, OUTER (USE QNA 008)	/NIL /NIL	1			
011	GROMMET, RUBBER, 1.38 INCH OD, 0.25 INCH ID, 0.06 INCH GROOVE THK, 0.39 INCH THK. (USE QNA 008)	/NIL /NIL	1			

ISSUE NO: 1 REPAIR PARTS SCALE: 02225 PAGE NO: 11

* GRADE OF REPAIR (LIGHT, MEDIUM OR HEAVY)

UNCONTROLLED WHEN PRINTED

GROUP QNA
TITLE INSTRUMENT PANEL, GAUGES AND SPEEDOMETER CABLE

ITEM NO	DESIGNATION	NSN MANUFACTURER CODE/PART NO SUPPLIER CODE/PART NO	NO OFF	U O	E X	L* M* H*
012	VOLTMETER 10 TO 16 VOLTS DC (INCLUDES QNA 013 TO QNA 016 AND QNA 902)	6620 66-128-4359 Z1315/332-304 Z5394/AYG9754	1	EA	X	LMH
013	GUAGE, VOLTMETER (USE QNA 012)	/NIL /NIL	1			
014	LAMP, INCANDESCENT 12 V, 2 W, SIDE CONTACTS, BA75/11 BASE, "T" SHAPE, CLEAR (ALSO PART OF QNA 012, QNA 021 AND QNA 022)	6240 66-011-5042 Z0645/J122 Z5394/HYL8640	1	EA	X	LMH
015	BRACKET, STEEL, ZINC PLATED, 'U' SHAPED, 58 MM HIGH, 56 MM W, 14 MM DEPTH, 1.6 MM THK, SLOTTED HOLE, 4.5 MM DIA, 6 MM LG. (USE QNA 012, QNA 021 OR QNA 022)	/NIL /NIL	1			
016	NUT, ALUMINIUM, 4 MM DIA, 0.7 MM PITCH, 10 MM OD, 12 MM DEPTH (USE QNA 012, QNA 021 OR QNA 022)	/NIL /NIL	1			
902	SLEEVE, PANEL LIGHT (ALSO PART OF QNA 012, QNA 021 AND QNA 022)	6220 66-128-5007 Z5394/MYH3265 Z5394/MYH3265	3	EA	X	LMH
017	INSTALLATION KIT, BLACKOUT COVER C/O 1 PLATE, 2 HINGES AND 2 SCREWS (INCLUDES QNA 018 TO QNA 020, MODIFIED VIDE EMEI VEH. G 187-5)	2540 66-128-6020 Z5394/HYG4503 Z5394/HYG4503	1	KT	X	LMH
018	HINGE, LH, BLACKOUT COVER (ALSO PART OF QNA 017, MODIFY VIDE EMEI VEH G 187-5)	Z5394/HYG4373 Z5394/HYG4373	1			
019	COVER, BLACKOUT (USE QNA 029 TO SECURE, ALSO PART OF QNA 017, MODIFY VIDE EMEI VEH. G 187-5)	Z5394/AYG9937 Z5394/AYG9937	1			
020	HINGE, RH, BLACKOUT COVER (ALSO PART OF QNA 017, MODIFY VIDE EMEI VEH G 187-5)	Z5394/HYG4372 Z5394/HYG4372	1			

ISSUE NO: 1

REPAIR PARTS SCALE: 02225

PAGE NO: 12

* GRADE OF REPAIR (LIGHT, MEDIUM OR HEAVY)

UNCONTROLLED WHEN PRINTED

GROUP QNA
TITLE INSTRUMENT PANEL, GAUGES AND SPEEDOMETER CABLE

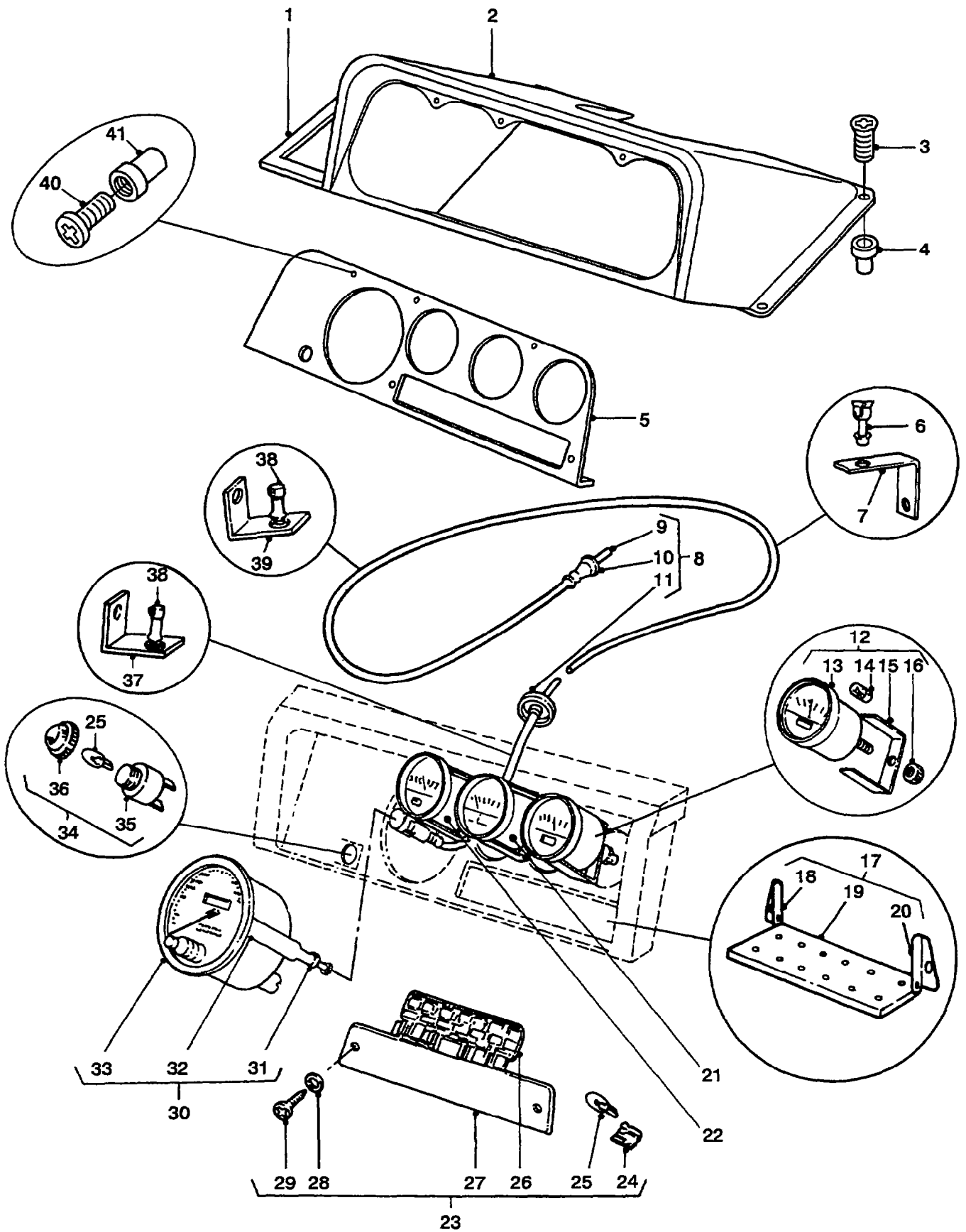
ITEM NO	DESIGNATION	NSN MANUFACTURER CODE/PART NO SUPPLIER CODE/PART NO	NO OFF	U O	E X	L* M* H*
021	METER, SPECIAL SCALE TEMPERATURE, 40-120 DEG C, 52.0 MM DIA , 59.0 MM DEPTH (INCLUDES QNA 014 TO QNA 016, QNA 902 AND QNA 903)	6625 66-128-4360 Z1315/310-030-002 Z5394/AYG9753	1	EA	X	LMH
022	INDICATOR, LIQUID QUANTITY (INCLUDES QNA 014 TO QNA 016, QNA 902 AND QNA 904)	6680 66-109-1748 Z1315/300-315 Z5394/AYG9756	1	EA	A	LMH
023	MODULE, WARNING LAMPS HARD PLASTIC, MOULDED, BLACK. (INCLUDES QNA 024 TO QNA 029)	2540 66-128-5006 Z5394/PRC6657 Z5394/PRC6657	1	EA	A	LMH
024	HOLDER, INCANDESCENT LAMP, WARNING LAMPS (ALSO PART OF QNA 023)	U1030/RTC3878 Z5394/RTC3878	18			
025	LAMP, INCANDESCENT 12 V, 2 W, WEDGE BASE W2X4.6D (ALSO PART OF QNA 023)	6240 66-128-5005 Z0645/WS122 Z5394/MYH3316	2	EA	X	LMH
903	LAMP, INCANDESCENT HANDBRAKE WARNING LIGHT, WEDGE BASE, 20.0 MM O/A LG, 1.200 WATTS, 12.00 VOLTS, 6 WD SYMBOL. (ALSO PART OF QNA 023)	6240 99-995-4499 U1030/RTC3635 Z5394/RTC3635	17	EA	X	LMH
026	PANEL, PRINTED CIRC- CIRCUIT CARD, PLASTIC, WARNING LIGHTS, 130 MM LG, 78 MM W, 0.18 MM THK (ALSO PART OF QNA 023)	5999 99-797-3850 U1030/AEU2721 Z5394/AEU2721	1	EA	A	LMH
027	MODULE, LAMP WARNING (USE QNA 023)	/NIL /NIL	1			
028	'O' RING, SEAL, 7 MM OD, 4 MM ID, RUBBER (USE QNA 023)	/NIL /NIL	2			
029	SCREW, CROSS RECESSED, COUNTERSUNK, M4 BY 1 MM THD, 17 MM THD LG, 20.6 MM LG. (USE QNA 023)	/NIL /NIL	2			
030	SPEEDOMETER (INCLUDES QNA 031 TO QNA 033 AND QNA 904)	6680 66-128-5018 Z1315/4188 Z5394/PRC7374	1	EA	A	LMH

ISSUE NO: 1 REPAIR PARTS SCALE: 02225 PAGE NO: 13

* GRADE OF REPAIR (LIGHT, MEDIUM OR HEAVY)

GROUP QNA

02225



**INSTRUMENT PANEL, GAUGES AND
SPEEDOMETER CABLE**

UNCONTROLLED WHEN PRINTED

GROUP QNA
 TITLE INSTRUMENT PANEL, GAUGES AND SPEEDOMETER CABLE

ITEM NO	DESIGNATION	NSN MANUFACTURER CODE/PART NO SUPPLIER CODE/PART NO	NO OFF	U O	E X	L* M* H*
904	LAMP, INCANDESCENT 12 V, 5 W, WIRE ENDS, CLEAR (ALSO PART OF QNA 030)	6240 99-995-2312 U1030/BFS501 Z5394/BFS501	2	EA	X	LMH
031	NUT, ALUMINIUM, 4 MM THD DIA, 12 MM OD, 5 MM THK, KNURLED (USE QNA 030)	/NIL /NIL	2			
032	CLAMP, STEEL, ZINC PLATED, 70 MM LG, 1.6 MM THK, 10 MM OFFSET, 5 MM HOLE DIA. (USE QNA 030)	/NIL /NIL	2			
033	GAUGE, SPEEDOMETER (USE QNA 030)	/NIL /NIL	1			
034	LIGHT, INDICATOR PTO/WINCH WARNING LAMP (INCLUDES QNA 035 AND QNA 036)	6220 66-128-5816 Z5394/MYH3375 Z5394/MYH3375	1	EA	X	LMH
035	BASE, LAMP (USE QNA 034)	/NIL /NIL	1			
036	BEZEL AND LENS ASSEMBLY, LAMP (USE QNA 034)	/NIL /NIL	1			
037	BRACKET, 20 MM W, 45 MM LG, 1.5 MM THK., SPEEDO CABLE TO GEARBOX, USES TRANSFER CASE COVER FITTINGS	U1030/PRC2979 Z5394/PRC2979	1			
038	CLIP, SPEEDOMETER CABLE	5340 66-128-4611 Z5394/PRC3180 Z5394/PRC3180	3	EA	X	LMH
039	BRACKET (USES CLUTCH PEDAL BOX FITTINGS)	U1030/PRC2980 Z5394/PRC2980	1			
040	SCREW, RECESSED PAN HD, 4 MM DIA, 16 MM LG, BRONZE	U1030/SE104164 Z5394/SE104164	5			
041	RIVNUT, 4 MM DIA., 3 MM GRIP RANGE, ALUMINIUM	U1030/MP104400 Z5394/MP104400	7			

ISSUE NO: 1

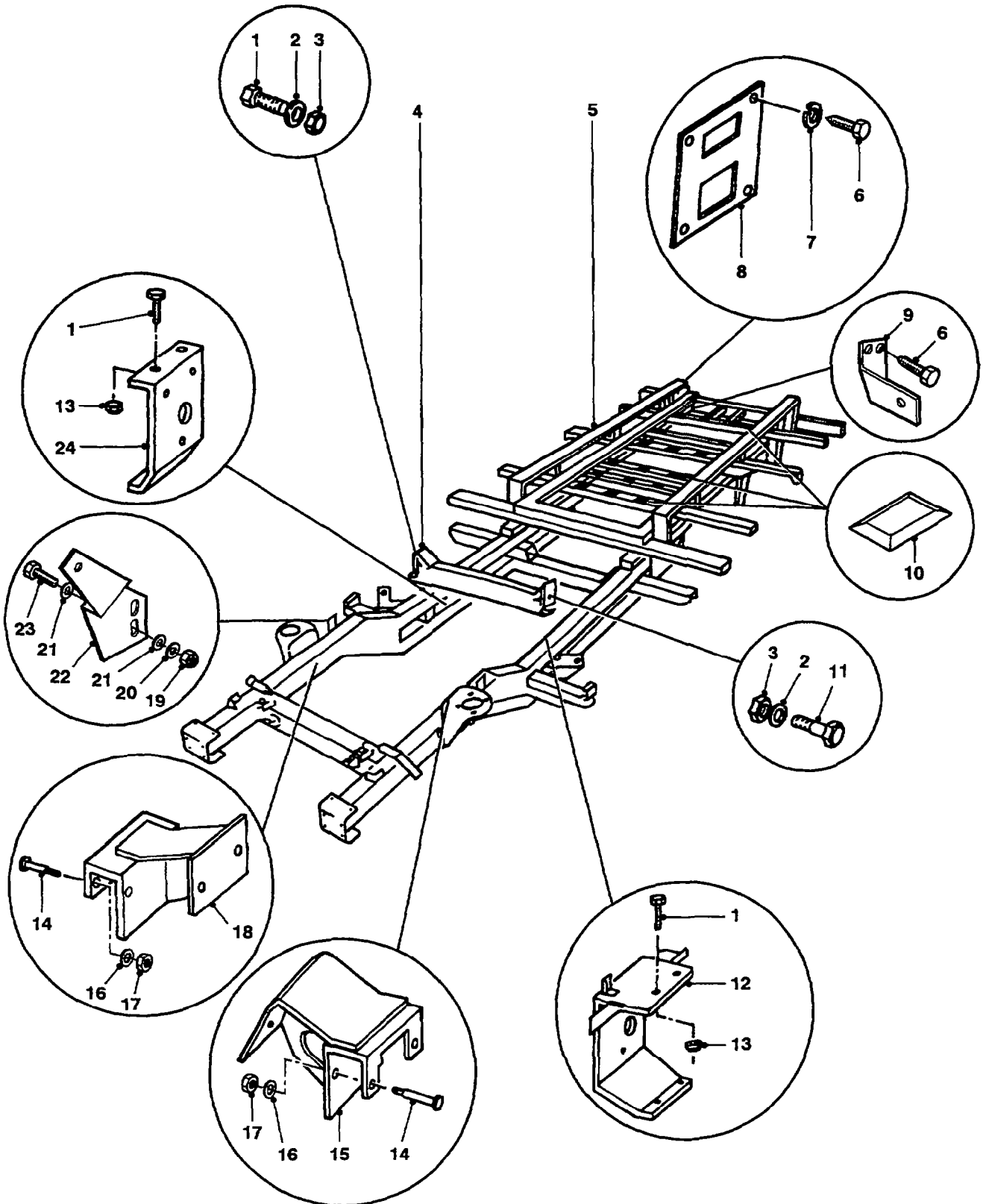
REPAIR PARTS SCALE: 02225

PAGE NO: 14

* GRADE OF REPAIR (LIGHT, MEDIUM OR HEAVY)

GROUP RA

02225



CHASSIS FRAME AND MOUNTING BRACKETS

UNCONTROLLED WHEN PRINTED

GROUP RA
TITLE CHASSIS FRAME AND MOUNTING BRACKETS

ITEM NO	DESIGNATION	NSN MANUFACTURER CODE/PART NO SUPPLIER CODE/PART NO	NO OFF	U O	E X	L* M* H*
001	BOLT, MACHINE METRIC, STEEL, HEX HD, ZINC PLATED, M10 BY 30 MM LG	5306 99-122-4911 U1030/FS110301 Z5394/FS110301	12	EA	X	LMH
002	WASHER, LOCK SPRING, STEEL, SINGLE TURN, ZINC PLATED, 10 MM, 15.90 MM OD 2.50 MM THK	5310 99-138-9228 U1030/WL110001 Z5394/WL110001	8	EA	X	LMH
003	NUT, PLAIN, HEXAGON ISOMETRIC, 6H, STEEL, ZINC PLATED AND CHROMATED, 10 MM DIA, 17 MM W A/F, 8 MM H O/A, CSK BOTH FACES	5310 99-122-5297 U1030/FN110041 Z5394/FN110041	8	EA	X	LMH
004	CROSSMEMBER, DETACHABLE	Z5394/AYG8960 Z5394/AYG8960	1			
005	FRAME ASSEMBLY, CHASSIS	Z5394/BYG5009 Z5394/BYG5009	1			
006	SCREW, SELF-DRILLING	Z2665/6-311-0038-5 Z5394/MYH3337	6			
007	WASHER, LOCK STEEL, 6.10 MM ID, 9.70 MM OD, 1.50 MM THK	5310 99-203-6405 U1030/WL106001 Z5394/WL106001	4	EA	X	LMH
008	PLATE, MOUNTING, 87 MM BY 76 MM, 1.6 MM THK, GALVABOND	Z5394/AYG8683 Z5394/AYG8683	2			
009	BRACKET, CONVOY LAMP SUPPORT, 65 MM LG BY 3 MM THK, STEEL	Z5394/AYG5984 Z5394/AYG5984	1			
010	BUMP STOP, BUMPON, RUBBER	Z3522/008-511 Z5394/GYD511	15			
011	BOLT, MACHINE RIC, HEX HD, ZINC COATED, 10 MM BY 20 MM LG	5306 99-124-3616 U1030/BH110201 Z5394/BH110201	4	EA	X	LMH
012	ADAPTER ASSEMBLY, LH, GEARBOX MOUNTING	U1030/AYG8555 Z5394/AYG8555	1			

ISSUE NO: 1

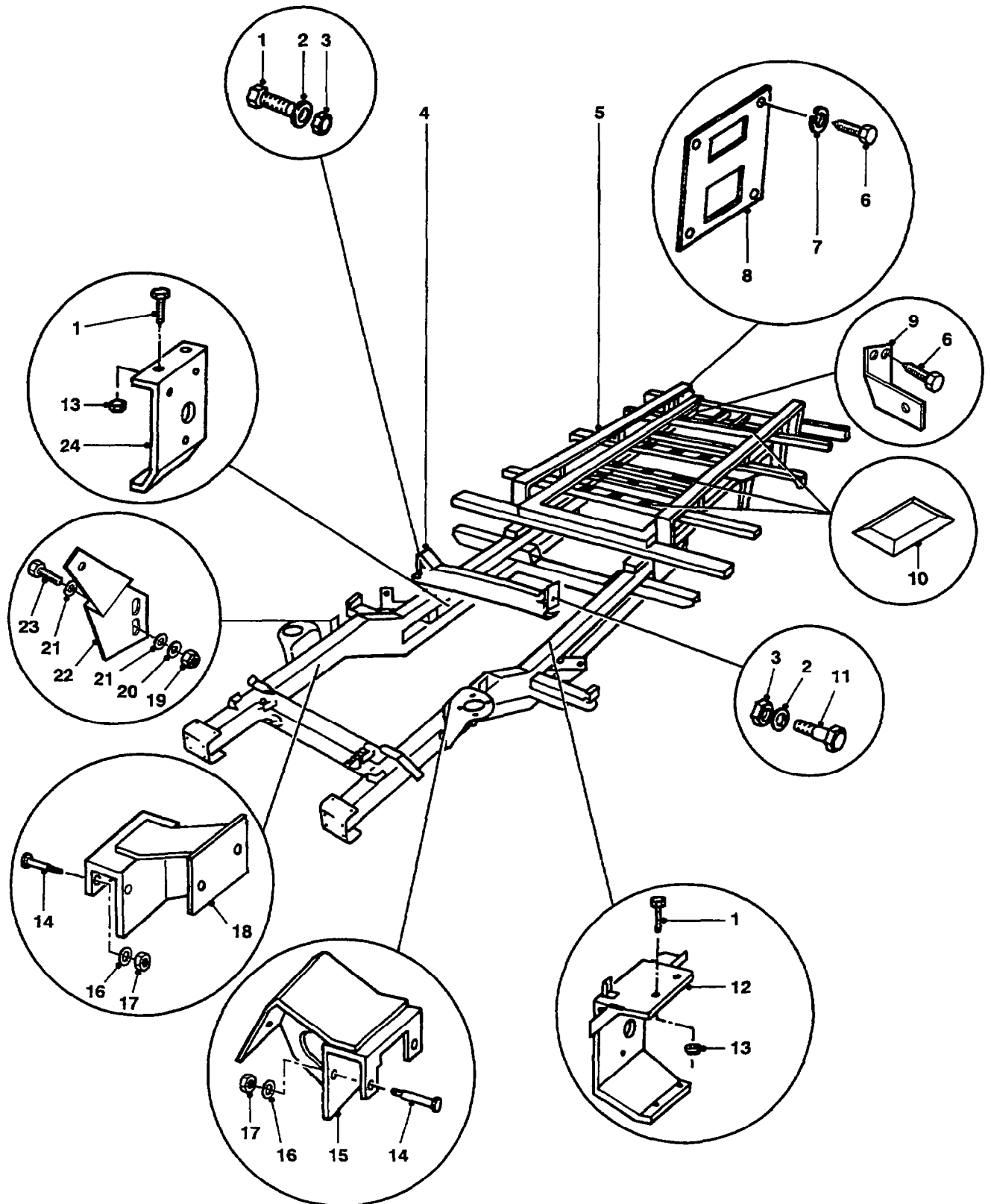
REPAIR PARTS SCALE: 02225

PAGE NO: 15

* GRADE OF REPAIR (LIGHT, MEDIUM OR HEAVY)

GROUP RA

02225



CHASSIS FRAME AND MOUNTING BRACKETS

UNCONTROLLED WHEN PRINTED

GROUP RA
 TITLE CHASSIS FRAME AND MOUNTING BRACKETS

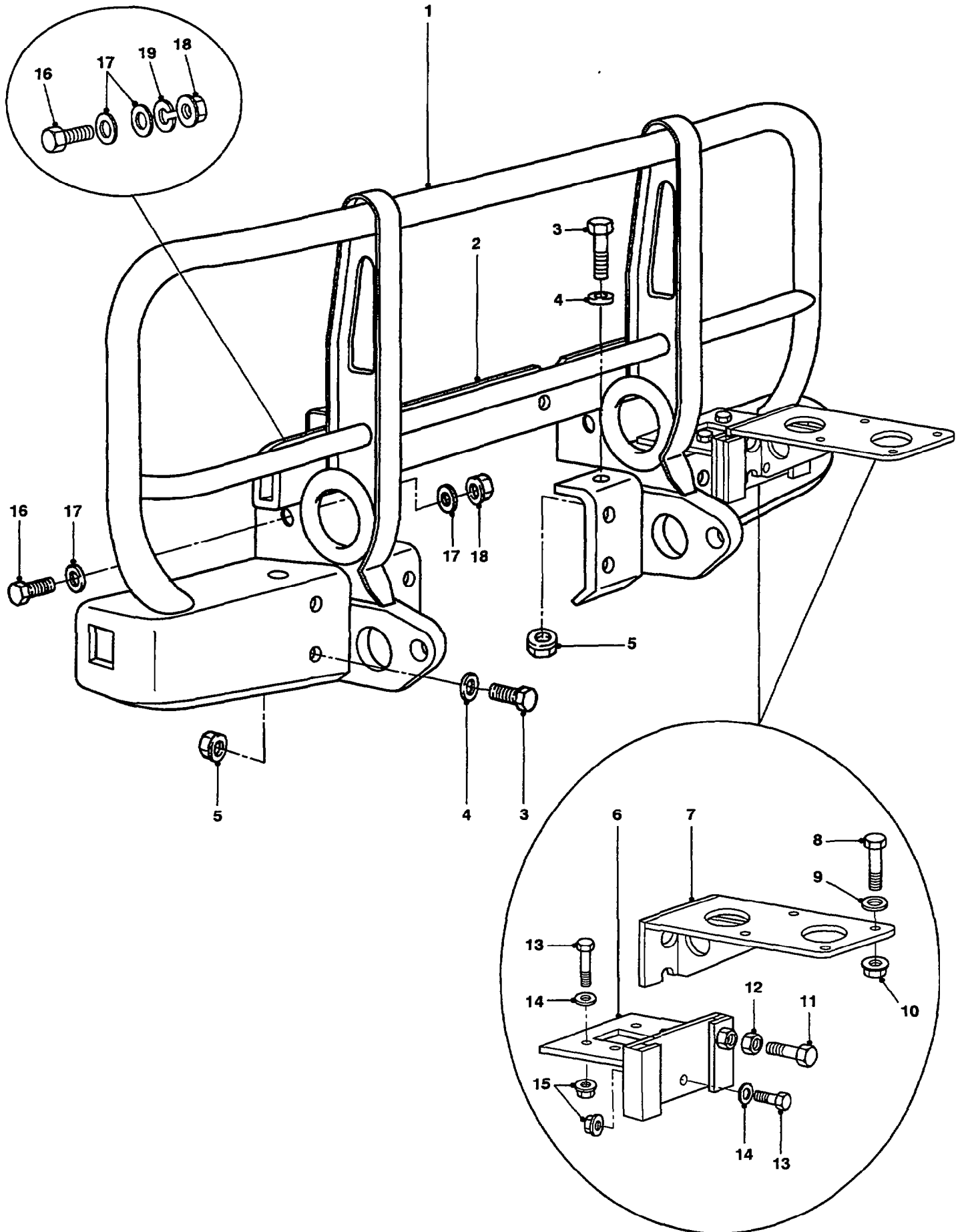
ITEM NO	DESIGNATION	NSN MANUFACTURER CODE/PART NO SUPPLIER CODE/PART NO	NO OFF	U O	E X	L* M* H*
013	NUT, SELF-LOCKING, HEXAGON STEEL, CAD PLATED, ALL METAL DESIGN, 10 MM X 1-50 MM PITCH, 17 MM A/F X 11 MM O/A H	5310 99-138-1473 U1030/NV110041 Z5394/NV110041	8	EA	X	LMH
014	BOLT, HEX HD, PRECISION, METRIC COARSE, 12 MM BY 110 MM LG, ZINC PLATED	U1030/BH112241 Z5394/BH112241	4			
015	MOUNTING ASSEMBLY, LH, ENGINE TO CHASSIS	Z5394/AYG8915 Z5394/AYG8915	1			
016	WASHER, FLAT RD, STEEL, 12 MM NOM BOLT SIZE, 24 MM OD, 2.50 MM THK	5310 99-122-6477 U1030/WA112081 Z5394/WA112081	4	EA	X	LMH
017	NUT, SELF-LOCKING, HEXAGON ISO M, STEEL, ZINC PLATED, 12 MM THD	5310 99-139-9037 U1030/NV112041 Z5394/NV112041	4	EA	X	LMH
018	MOUNTING ASSEMBLY, RH, ENGINE TO CHASSIS	Z5394/AYG8640 Z5394/AYG8640	1			
019	NUT, PLAIN, HEXAGON ISO METRIC, 6H, GRADE8 STEEL, CAD PLATED & PASSIVATED, 8 MM DIA, 13 MM W A/F, 6.50 MM H O/A	5310 66-098-4402 U1030/NH108041L Z5394/NH108041L	4	EA	X	LMH
020	WASHER, LOCK SPRING, STEEL, SINGLE TURN, SQUARE SECTION, ZINC PLATED, 8 MM BOLT SIZE	5310 99-138-9227 U1030/WL108001 Z5394/WL108001	4	EA	X	LMH
021	WASHER, FLAT ISO, STEEL, RD, ZINC PLATED, 8 MM ID, 17 MM OD, 1.60 MM THK	5310 99-122-6475 U1030/WA108051 Z5394/WA108051	8	EA	X	LMH
022	PLATE, BRIDGE, RH.	U1030/NRC7165 Z5394/NRC7165	1			
901	PLATE, BRIDGE, LH.	U1030/NRC7164 Z5394/NRC7164	1			
023	SCREW, FLANGE METRIC, STEEL, ZINC PLATED, M8 BY 25 MM LG	2520 99-277-6018 U1030/FS108251 Z5394/FS108251	4	EA	X	LMH
024	ADAPTER ASSEMBLY, RH, GEARBOX MOUNTING	Z5394/AYG8556 Z5394/AYG8556	1			

ISSUE NO: 1 REPAIR PARTS SCALE: 02225 PAGE NO: 16

* GRADE OF REPAIR (LIGHT, MEDIUM OR HEAVY)

GROUP RB

02225



BRUSHGUARD AND MOUNTINGS

UNCONTROLLED WHEN PRINTED

GROUP RB
TITLE BRUSHGUARD AND MOUNTINGS

ITEM NO	DESIGNATION	NSN MANUFACTURER CODE/PART NO SUPPLIER CODE/PART NO	NO OFF	U O	E X	L* M* H*
001	BRUSHGUARD ASSEMBLY HEAVY DUTY, STEEL, TOWING EYES AND SLING	2540 66-139-2012 Z5394/BYG5423 Z5394/BYG5423	1	EA	A	LMH
002	BRACKET, STOWAGE, HI-LIFT JACK SUPPORT	Z5394/BYG5431 Z5394/BYG5431	1			
003	SCREW, HEXAGON HEAD M, STEEL, HEX HD, ZINC PLATED, 12 MM BY 35 MM LG	5305 66-128-4620 Z5394/MYH3320 Z5394/MYH3320	8	EA	X	LMH
004	WASHER, FLAT RD, STEEL, 12 MM NOM BOLT SIZE, 24 MM OD, 2.50 MM THK	5310 99-122-6477 U1030/WA112081 Z5394/WA112081	8	EA	X	LMH
005	NUT, PLAIN, EXTENDED WASHER, HEXAGON ISO M, STEEL, ZINC PLATED, 12 MM THD SIZE	5310 66-128-4585 Z5394/FN112041 Z5394/FN112041	8	EA	X	LMH
006	BRACKET, VICE, MOUNTING	2540 66-144-6494 Z3522/008-984 Z5394/GYD984	1	EA	X	LMH
007	BRACKET, SUPPORT, VICE MOUNTING	2540 66-144-6495 Z3522/008-983 Z5394/GYD983	1	EA	X	LMH
008	BOLT, MACHINE D, 12MM DIA, 1.75MM PITCH 35MM LG, ZINC PLATED	5306 99-122-2772 Z3522/008558-B012035M Z5394/BH112071	4	EA	X	LMH
009	WASHER, FLAT RD, STEEL, 12 MM NOM BOLT SIZE, 24 MM OD, 2.50 MM THK	5310 99-122-6477 Z3522/008561-BA120000 Z5394/WA112001	4	EA	X	LMH
010	NUT, SELF-LOCKING, HEXAGON METRIC, STEEL, ZINC PLATED, 12 MM 19 MM W A/F, 14 MM H, W/NULON INSERT	5310 99-122-5498 Z3522/008562-BE12000M Z5394/NY112041	4	EA	X	LMH
011	BOLT, MACHINE METRIC, 6G, STEEL, HEX HD, ZINC PLATED, 12 MM, 1.75 MM PITCH, 40 MM LG	5306 99-122-2786 Z3522/008559-A012040M Z5394/BH112081	1	EA	X	LMH
012	NUT THIN, M12	5310 66-144-6514 Z3522/008562-AB12000M Z5394/NY112001	1	EA	X	LMH
013	BOLT, HEX HD, M8 BY 25 MM LG.	Z3522/008558-B008025M Z5394/BH108051	6			

ISSUE NO: 1

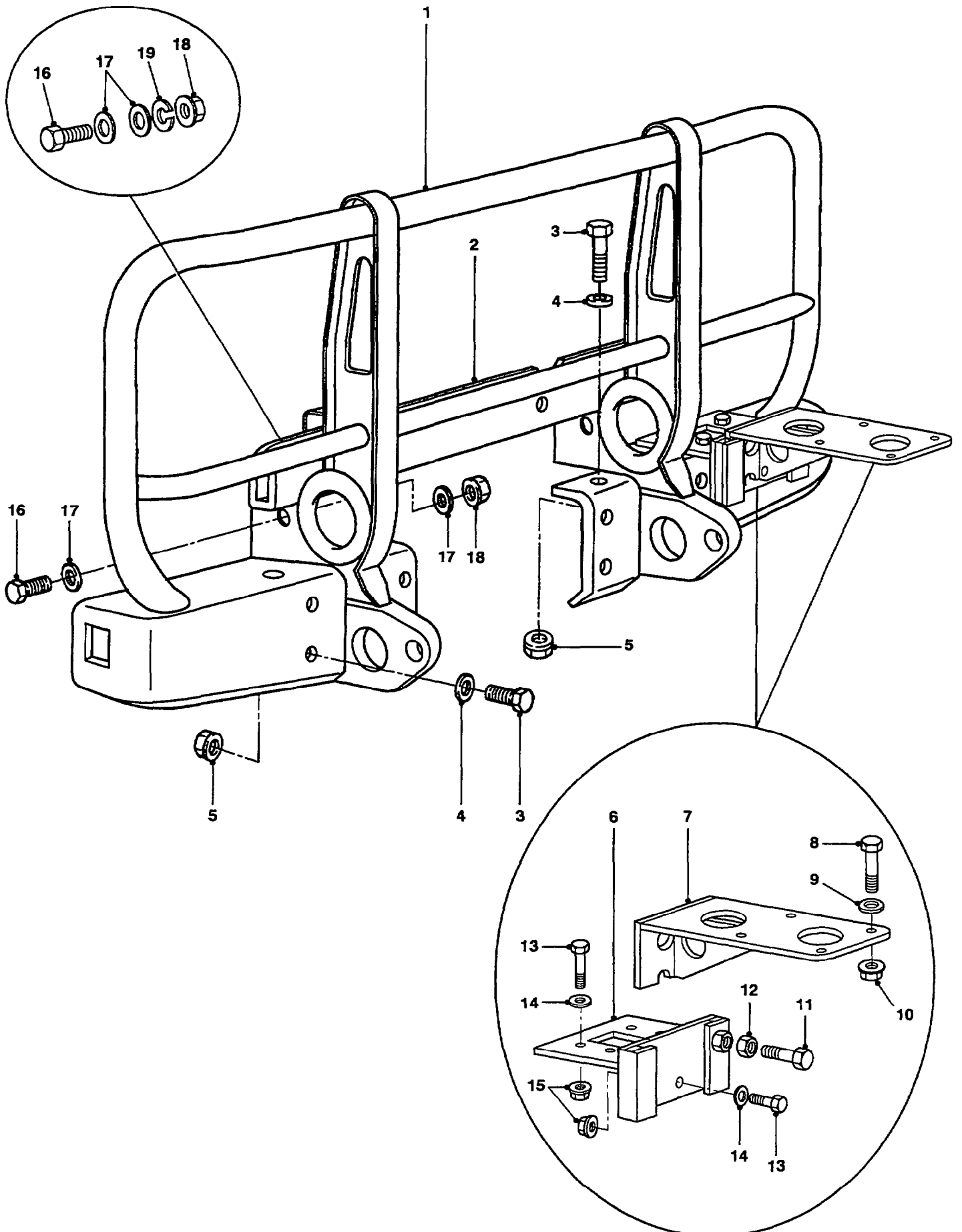
REPAIR PARTS SCALE: 02225

PAGE NO: 17

* GRADE OF REPAIR (LIGHT, MEDIUM OR HEAVY)

GROUP RB

02225



BRUSHGUARD AND MOUNTINGS

UNCONTROLLED WHEN PRINTED

GROUP RB
TITLE BRUSHGUARD AND MOUNTINGS

ITEM NO	DESIGNATION	NSN MANUFACTURER CODE/PART NO SUPPLIER CODE/PART NO	NO OFF	U O	E X	L* M* H*
014	WASHER, FLAT M8	Z3522/008561-BA080000 Z5394/WA108001	6			
015	NUT, NYLOC, M8	Z3522/008562-BE08000M Z5394/NY108041	6			
016	SCREW, CAP, HEXAGON HEAD METRIC, STEEL, HEX HD, 8 MM BY 25 MM LG	5305 99-122-5367 U1030/SH108251 Z5394/SH108251	4EA	X		LMH
017	WASHER, FLAT ISO, STEEL, RD, ZINC PLATED, 8 MM ID, 17 MM OD, 1.60 MM THK	5310 99-122-6475 U1030/WA108051 Z5394/WA108051	8EA	X		LMH
018	NUT, PLAIN, EXTENDED WASHER, HEXAGON WASHER, ISO METRIC, STEEL, ZINC PLATED, M8 X 1.25 MM PITCH, 17.9 MM DIA BY 8 MM O/A H	5310 99-499-8033 U1030/FN108041 Z5394/FN108041	8EA	X		LMH
019	WASHER, LOCK SPRING, STEEL, SINGLE TURN, SQUARE SECTION, ZINC PLATED, 8 MM BOLT SIZE	5310 99-138-9227 U1030/WL108001 Z5394/WL108001	4EA	X		LMH

ISSUE NO: 1 REPAIR PARTS SCALE: 02225 PAGE NO: 18

* GRADE OF REPAIR (LIGHT, MEDIUM OR HEAVY)

GROUP SGD SHEET 1 **02225**

JACKING PROCEDURE HYG 1764

DUE TO THE FITMENT OF A TRANSMISSION HANDBRAKE TO THIS VEHICLE, THE JACKING PROCEDURE MUST BE FOLLOWED BEFORE JACKING ANY WHEEL CLEAR OF THE GROUND.

1. APPLY HANDBRAKE.
2. ENGAGE DIFFERENTIAL LOCK (WARNING LIGHT WILL ILLUMINATE).
3. SELECT 1ST GEAR - LOW RANGE.
4. CHOCK BOTH SIDES OF WHEEL FURTHEST FROM WHEEL BEING RAISED.
5. SLACKEN WHEEL NUTS (5).
6. FRONT WHEELS: POSITION JACK UNDER AXLE CASING IMMEDIATELY BELOW ROAD SPRING BETWEEN END FLANGE AND SUSPENSION BRACKET.
REAR WHEELS: POSITION JACK UNDER AXLE CASING IMMEDIATELY BELOW ROAD SPRING NEAR DAMPER.
7. REPLACE WHEEL AND TIGHTEN NUTS.
8. LOWER VEHICLE.
9. TORQUE NUTS: 100-115 Nm (75-85 lb. ft.).
10. DISENGAGE DIFFERENTIAL LOCK BEFORE MOVING OFF.

TRUCK ASSAULT PIONEER LIGHT

FFR WINCH MC2

SIGC	2320-0159
MANUFACTURER	ROVER AUST LTD
MODEL No	LAND ROVER 110 6x6
CAPO No	<input type="text"/>
DELIVERED	<input type="text"/>
MANUFACTURERS V.I.N.	<input type="text"/>

↑

TOWING AND DYNO TEST DATA

FLAT AND LIFT TOWING - DISTANCE UNDER 200 KM

- ... SET GEARBOX AND TRANSFER CASE IN NEUTRAL.
- ... SET TRANSFER BOX CONTROL SWITCH IN "ON-ROAD" POSITION.
- ... ENSURE DIFF LOCK & 6WD WARNING LIGHT ARE NOT ILLUMINATED.

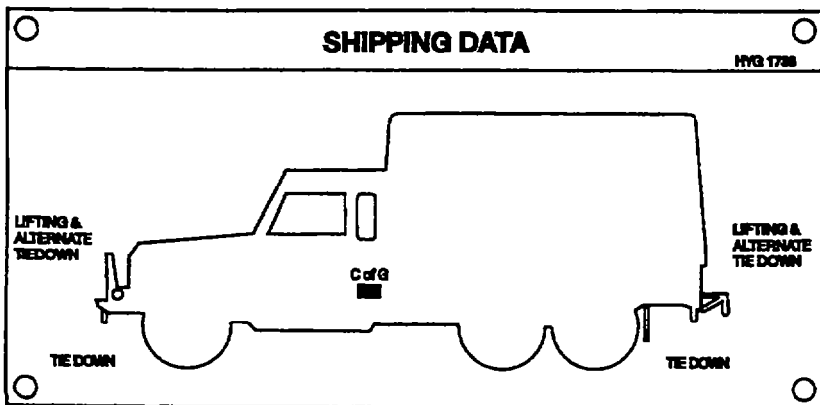
FOR DISTANCE OVER 200 KM

REMOVE PROPELLER SHAFTS AND REPEAT ABOVE

DYNO TEST ON FRONT AXLE

- ... REMOVE PROPELLER SHAFTS FROM BOTH REAR AXLES.
- ... SET TRANSFER BOX CONTROL SWITCH TO "CROSS COUNTRY".
- ... ENSURE DIFF LOCK WARNING LIGHT IS ILLUMINATED.

HYG 2961



IDENTIFICATION AND INSTRUCTION LABELS

UNCONTROLLED WHEN PRINTED

GROUP SGD/1

TITLE IDENTIFICATION AND INSTRUCTION LABELS

ITEM NO	DESIGNATION	NSN MANUFACTURER CODE/PART NO SUPPLIER CODE/PART NO	NO OFF	U O	E X	L* M* H*
001	PLATE, INSTRUCTION JACKING PROCEDURE	9905 66-128-4965 Z5394/HYG1764 Z5394/HYG1764	1	EA	X	LMH
002	PLATE, NOMENCLATURE, 78 MM BY 103 MM, 1.4 MM THK, ALUMINIUM, BLACK BACKGROUND	Z5394/HYG6595 Z5394/HYG6595	1			
901	RIVET, POP, 1/8 INCH DIA, 1-1/16 INCH LG, MONEL. (USED TO SECURE SGD 002, SGD 003, SGD 005, SGD 006, SGD 015, SGD 022 AND SGD 024)	U1030/RA608176 Z5394/RA608176	26			
003	PLATE, TOWING AND DYNO, TEST DATA, ANODISED ALUMINIUM, 97 MM BY 190 MM, 0.5 MM THK., MATT SILVER DETAILS ON MATT BACKGROUND (USE SGD 901 TO SECURE)	Z5394/HYG2951 Z5394/HYG2951	1			
004	PLATE, INSTRUCTION 12 V, TRAILER SOCKET	9905 66-128-4967 Z5394/AYG9788 Z5394/AYG9788	1	EA	X	LMH
005	PLATE, SHIPPING DATA, 90 MM BY 190 MM, 0.5 MM THK, MATT SILVER DETAILS ON MATT BLACK BACKGROUND (USE SGD 901 TO SECURE)	Z5394/HYG1738 Z5394/HYG1738	1			
006	PLATE, C OF G, 38 MM BY 76 MM, 0.5 MM THK, ALUMINIUM, SILVER DETAILS ON BLACK BACKGROUND (USE SGD 901 TO SECURE)	Z5394/HYG0493 Z5394/HYG0493	1			

ISSUE NO: 1

REPAIR PARTS SCALE: 02225

PAGE NO: 19

* GRADE OF REPAIR (LIGHT, MEDIUM OR HEAVY)

GROUP SGD SHEET 2 **02225**

INLINE FUSES
 (LOCATED UNDER ASH-TRAY ON DASH) (LOCATED UNDER CENTRE DASH COVER)

<p>TWIN FUEL TANK VALVE CIGAR LIGHTER SIREN (AMBULANCE ONLY)</p>	<p>— 10A — — 10A — — 10A —</p>	<p>INSTRUMENT DIMMER SWITCH INSPECTION LIGHT SOCKET</p>	<p>— 5A — — 15A —</p>
--	--	--	--

BYG 9118

IMPORTANT

THE ENGINE SHOULD BE ALLOWED TO OPERATED AT IDLE SPEED FOR 6 TO 10 SECONDS IMMEDIATELY AFTER START-UP & BEFORE SHUT DOWN.

CARE SHOULD BE TAKEN NOT TO OPERATE THE VEHICLE ON SEALED ROADS WITH THE TRANSFER BOX CONTROL SWITCH IN THE CROSS COUNTRY POSITION.

THE TRANSFER BOX CONTROL SWITCH CAN BE ENGAGED OR DISENGAGED WHILE THE VEHICLE IS MOVING. THE ACCELERATOR SHOULD BE RELEASED MOMENTARILY WHILE ACTIVATING THE SWITCH.

CHANGES FROM HIGH TO LOW RANGE OR FROM LOW BACK TO HIGH RANGE SHOULD ONLY BE MADE WHILE THE VEHICLE IS STATIONARY.

HYG 2050

AMR 3772

1	2	3	4	5	6	7	8	9	10
								SPARE	
15A	20A	15A	15A	15A	3A	5A	15A		7,5A
7,5A	7,5A	7,5A	7,5A	5A	5A	3A	20A	10A	3A
11	12	13	14	15	16	17	18	19	20
							AUX		



SERVICING DATA HYG 4888

COLD TYRE PRESSURES (kPa)	HIGHWAY		CROSS COUNTRY	SAND
	FRONT	REAR		
	350	350	275	225
	350	350	275	225

LUBRICATION - NORMAL OR TYPICAL TEMPERATURES

ENGINE	OMD 115	MASTER CYLS	OX (AUST.) 8
GEARBOX	OMD 115	MANUAL STG. BOX	OEP 220
TRANSFER BOX	OMD 115	POWER STG. BOX	OX46 OR OX47
AXLES	OMD 220	LUBE NIPPLES	X13274
SWIVEL PIN H'SING	OMD 220	WINCH	OEP 220

ELECTRICAL - 12 VOLT NEGATIVE TO EARTH SYSTEM

BRAKE SYSTEM

WARNING: CLEAN BOTTLE FILLER CAP BEFORE REMOVING. USE ONLY BRAKE FLUID FROM A SEALED CONTAINER. THIS FLUID MUST MEET THE REQUIREMENTS OF FMV SS 116 DOT 3 OR SAE J1703.

IDENTIFICATION AND INSTRUCTION LABELS

UNCONTROLLED WHEN PRINTED

GROUP SGD/2
 TITLE IDENTIFICATION AND INSTRUCTION LABELS

ITEM NO	DESIGNATION	NSN MANUFACTURER CODE/PART NO SUPPLIER CODE/PART NO	NO OFF	U O	E X	L* M* H*
007	LABEL 220MM X 50MM, WHITE ON BLACK, MYLAR, SELF ADHESIVE, INLINE FUSES	7690 66-144-6418 Z5394/BYG9416 Z5394/BYG9416	1	EA	X	LMH
008	PLATE, INSTRUCTION ENGINE AND TRANSFER BOX INSTRUCTION (USE SGD 902 TO SECURE)	9905 66-128-5847 Z5394/HYG2950 Z5394/HYG2950	1	EA	X	LMH
902	RIVET, BLIND ALUMINIUM ALLOY, DOME HD, MECH EX TYPE, 3/16 IN.DIA, 7/16 IN.LG (USED TO SECURE SGD 008)	5320 99-970-3518 U1030/78248 Z5394/R78248	4	EA	X	LMH
009	PLATE, INSTRUCTION FUSES	Z5394/AMR3772 Z5394/AMR3772	1			
010	PLATE, INSTRUCTION STAMPED, DIESEL FUEL, ALUMINIUM ALLOY, 0.6 MM THK	9905 66-128-4521 U1030/502951 Z5394/R502951	2	EA	X	LMH
011	LABEL, HEATER CONTROLS	U1030/HYG3510 Z5394/HYG3510	1			
012	PLATE, INSTRUCTION BRAKE FLUID WARNING LABEL	9905 66-128-5280 Z5394/HYJ122 Z5394/HYJ122	1	EA	X	LMH
013	PLATE, SERVICING DATA, 78 MM BY 190 MM, 0.5 MM THK, SILVER DETAIL ON BLACK BACKGROUND (USE SGD 901 TO SECURE)	Z5394/HYG4888 Z5394/HYG4888	1			

ISSUE NO: 1

REPAIR PARTS SCALE: 02225

PAGE NO: 20

* GRADE OF REPAIR (LIGHT, MEDIUM OR HEAVY)

**SECURE ALL
STOWED ITEMS**

14

 THIS ENGINE COOLING SYSTEM IS PROTECTED WITH
ALFLOC 2001
THE LONG LIFE CORROSION INHIBITOR FOR ALUMINUM ALLOY OR CAST IRON ENGINES
DO NOT USE BLENDINGS OR UNRECOMMENDED TOP UP FLUIDS
RECOMMENDED DILUTION RATIO - 80 ml ALFLOC 2001 PER LITRE (2.2 IMP GALS) COOLING SYSTEM CAPACITY
Made By CATOLEUM PTY. LTD.

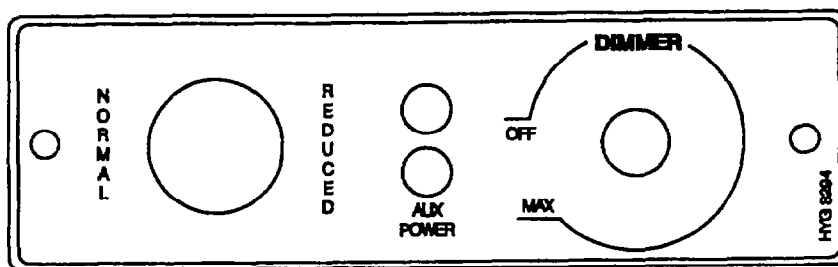
15

**MAX ROOF LOAD
3 CAMNETS
AND POLES**

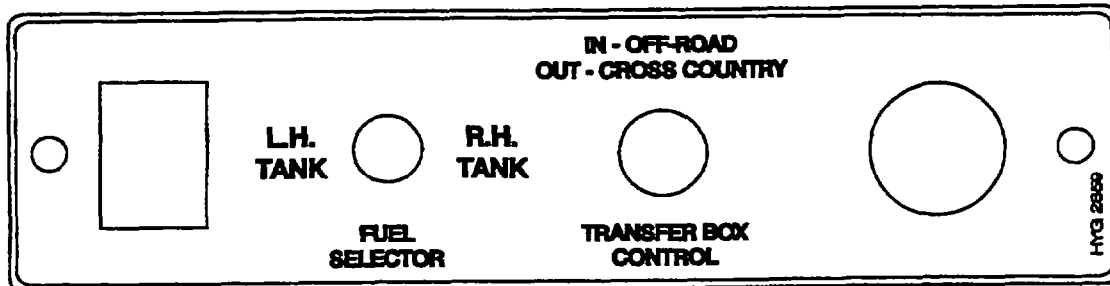
16

Anzol REFINISH THIS VEHICLE WITH ANZOL POLYURETHANE PAINTS
(02) 738 8000
**450-2022
OLIVE DRAB**

17



18



19

IDENTIFICATION AND INSTRUCTION LABELS

UNCONTROLLED WHEN PRINTED

GROUP SGD/3

TITLE IDENTIFICATION AND INSTRUCTION LABELS

ITEM NO	DESIGNATION	NSN MANUFACTURER CODE/PART NO SUPPLIER CODE/PART NO	NO OFF	U O	E X	L* M* H*
014	DECAL, SECURE ALL STOWED ITEMS, AUTOGRAPH VINYL, BLACK, 175 MM BY 60 MM	Z3522/008-548 Z5394/GYD548	1			
903	PLATE, MOUNTING, LABEL	Z3522/008-547 Z5394/GYD547	1			
015	PLATE, INSTRUCTION ALFLOC 2001 INHIBITOR	9905 66-128-4969 Z5394/MYH3266 Z5394/MYH3266	1	EA	X	LMH
016	DECAL, MAX ROOF LOAD, AUTOGRAPH VINYL, BLACK, 205 MM BY 90 MM	Z3522/008-509 Z5394/GYD509	1			
017	LABEL, PAINT FINISH, 70 MM BY 35 MM, SELF ADHESIVE	Z5394/HYG2712 Z5394/HYG2712	1			
018	PLATE, INSTRUCTION 200.0 MM LG, 58.0 MM W, 1.6 MM THK , ALUMINIUM, ANODIZED BLACK, SILVER CHARACTERS AUX POWER, DIMMER	9905 66-128-5824 Z5394/HYG3294 Z5394/HYG3294	1	EA	X	LMH
019	PLATE, INSTRUCTION 236.0 MM LG, 58.0 MM W, 1.6 MM THK , ALUMINIUM, ANODIZED BLACK, SILVER CHARACTERS FUEL SELECTOR, TRANSFER BOX CONTROL	9905 66-128-5825 Z5394/HYG2859 Z5394/HYG2859	1	EA	X	LMH

ISSUE NO: 1

REPAIR PARTS SCALE: 02225

PAGE NO: 21

* GRADE OF REPAIR (LIGHT, MEDIUM OR HEAVY)

GROUP SGD SHEET 4

02225

NO EQUIPMENT OR PERSON TO BE OUTSIDE OF SIDE RAIL WHEN VEHICLE IS MOVING

20

**CAUTION
HOLD STAY BEFORE
LIFTING BENCH**

21

MOD. RECORD						
1	2	3	4	5	6	7
8	9	10	11	12	13	14
15	16	17	18	19	20	21
22	23	24	25	26	27	28
29	30	31	32	33	34	35
36	37	38	39	40	41	42
43	44	45	46	47	48	49
ASSY. CAT. No.						

Cyclopac Air Cleaner

Service Instructions (See Owner's Manual for detailed instructions)

1. Service element only when restriction reaches allowable limit.
2. Wipe inside of air cleaner with damp cloth
3. Inspect gaskets, system, and tighten clamps
4. Check replacement element for any damage


DO NOT OVERSERVICE ELEMENT

Donaldson			
	Air Cleaner	Main Element	Safety Element
Customer			

Mfd by Donaldson Australasia Pty. Limit. Wroong N.S.W.

22

26



25

WINCH P.T.O.

LIFT UP TO ENGAGE

PUSH DOWN TO DISENGAGE

23

24

WINCH OPERATING INSTRUCTIONS A/G 3559

1. SWITCH ENGINE OFF.
2. SET WINCH DOG CLUTCH LEVER VERTICAL (DOG CLUTCH DISENGAGED) AND REEL OUT CABLE.
3. ATTACH CABLE TO SELECTED ANCHOR POINT.
4. PUSH DOG CLUTCH LEVER OUTBOARD. TURNING WINCH DRUM BY HAND TO ENSURE DOG CLUTCH HAS ENGAGED.
5. SET TRANSFER CASE CONTROL LEVER IN ITS NEUTRAL POSITION.
6. START ENGINE. DEPRESS CLUTCH PEDAL AND SELECT A LOW FORWARD GEAR.
7. LIFT UP WINCH PTO LEVER IN SEATBASE TO ENGAGE WINCH DRIVE. FACIA WARNING LIGHT WILL INDICATE PTO ENGAGED.
8. RELEASE CLUTCH PEDAL TO WIND IN WINCH CABLE.
9. DEPRESS CLUTCH PEDAL TO STOP WINCH.
10. SELECT NEUTRAL GEAR IN GEARBOX AND PUSH DOWN PTO CONTROL TO DISENGAGE WINCH.
11. DRIVE VEHICLE FORWARD TO SLACKEN CABLE.
12. DISENGAGE WINCH DOG CLUTCH BY SETTING DOG CLUTCH LEVER VERTICALLY.

DO NOT TRAVEL WITH WINCH ENGAGED
DO NOT HAVE LESS THAN FOUR WRAPS OF CABLE ON THE DRUM

SEE USER HANDBOOK FOR MORE DETAILED INSTRUCTIONS

IDENTIFICATION AND INSTRUCTION LABELS

UNCONTROLLED WHEN PRINTED

GROUP SGD/4

TITLE IDENTIFICATION AND INSTRUCTION LABELS

ITEM NO	DESIGNATION	NSN MANUFACTURER CODE/PART NO SUPPLIER CODE/PART NO	NO OFF	U O I	E X P	L* M* H*
020	DECAL, CAUTION, AUTOGRAPH VINYL, BLACK, 250 MM BY 50 MM	Z3522/008-545 Z5394/GYD545	1			
021	DECAL, CAUTION, HOLD STAY BEFORE LIFTING BENCH	Z3522/008-544 Z5394/GYD544	2			
022	LABEL, CYCLOPAC (DONALDSON) AIR CLEANER, SELF ADHESIVE	Z5394/P90-0612 Z5394/P60-0612	1			
023	SIGN FACE, ADHESIVE WINCH LEVER ENGAGE, DISENGAGE INFORMATION	9905 66-128-5845 Z5394/AYG3535 Z5394/AYG3535	1	EA	X	LMH
024	PLATE, INSTRUCTION ALUMINIUM, ANODIZED, 297 MM X 73 MM , 0.5 MM THK (USE SGD 901 TO SECURE)	9905 66-128-5846 Z5394/AYG3569 Z5394/AYG3569	1	EA	X	LMH
904	PLATE, DESIGNATION ALUMINIUM, 90 MM LG BY 73 MM W AND 1 MM THK, LEGEND-MOD RECORD ASSEMBLY CAT NO.; FIGURES 1 TO 49 (FITTED TO R.H. SIDE OF SEAT BOX)	9905 66-039-2341 Z2877/MGO(WC)1966 Z2877/MGO(WC)1966	1	EA	X	LMH
025	LABEL, PTO WARNING LIGHT	Z5394/HYG3406 Z5394/HYG3406	1			
026	PLATE, MODIFICATION RECORD ALUMINIUM, 90MM LG BY 60MM W BY 1MM THK	9905 66-016-3535 Z2877/TSEW77-2 Z5394/HYG6346	1	EA	X	LMH

ISSUE NO: 1

REPAIR PARTS SCALE: 02225

PAGE NO: 22

* GRADE OF REPAIR (LIGHT, MEDIUM OR HEAVY)

LAND ROVER 110 6 x 6		
TYRE SIZE	PLY/LOAD INDEX	RIM SIZE
7.50 R 16 LT 7.50 16 LT LT 235/85 R 16	8/114 10/118 8/112 8/120	6.00 F x 16 6.00 G x 16
LOAD CARRYING CAPACITY (kg)		FRONT AXLE REAR AXLES
		1900 4100
COLD TYRE PRESSURES kPa (PSI)		350 (50) 400 (58)
<p>NOTE: - THE SUM OF THE LOAD CARRYING CAPACITIES OF THE TYRES FITTED TO ANY AXLE OR AXLE GROUP OF THIS VEHICLE SHALL NOT BE LESS THAN THE RELEVANT LOAD SHOWN ABOVE. THE TYRES FITTED TO THIS VEHICLE SHALL HAVE A SPEED CATEGORY AT LEAST EQUAL TO THE RECOMMENDED MAX. VEHICLE OPERATING SPEED 105 km/h.</p>		
BYG 6310		


27



31

CAUTION
TO PREVENT DAMAGE TO HIGH/LOW RANGE GEARS:
 1) ONLY CHANGE RANGE WHEN VEHICLE IS STATIONARY
 2) SELECT REQUIRED RANGE AND MAINTAIN EFFORT ON LEVER UNTIL VEHICLE IS IN MOTION

28



30

WARNING
DO NOT DRILL OR WELD ANY PART OF ROLL OVER PROTECTION STRUCTURE

29

HYG 6684

IDENTIFICATION AND INSTRUCTION LABELS

UNCONTROLLED WHEN PRINTED

GROUP SGD/5

TITLE IDENTIFICATION AND INSTRUCTION LABELS

ITEM NO	DESIGNATION	NSN MANUFACTURER CODE/PART NO SUPPLIER CODE/PART NO	NO OFF	U O I	E X P	L* M* H*
027	DECAL, TYRE DATA, 100 MM LG., 75 MM W, SILVER CHARACTERS, MATT BLACK SCREEN PRINTED BACKGROUND, SELF ADHESIVE	Z5394/BYG5310 Z5394/BYG5310	1			
028	PLATE, INSTRUCTION HIGH/LOW RANGE, SELF ADHESIVE (MODIFY VIDE EMEI VEH. G 297-2)	9905 66-128-5888 Z5394/HYG4063 Z5394/HYG4063	1	EA	X	LMH
029	LABEL, WARNING, ROLL CAGE, SELF ADHESIVE, CHROME POLYESTER MYLAR, 110 MM BY 75 MM, RED ON WHITE BACKGROUND	Z5394/HYG5684 Z3522/HYG5684	2			
030	LABEL, ADHESIVE, BONNET RELEASE ADVICE, BLACK ARROW ON YELLOW BACKGROUND, 38 MM BY 25 MM (MODIFY VIDE EMEI VEH. G 187-6)	Z4058/44038 Z5394/MYH3604	1			
031	BADGE-GRILLE PLASTIC, OVAL, 8.5 MM LG, 4 MM W, "LANDROVER", GREEN WITH GOLD LETTERS	2540 66-128-6100 U1030/MXC6402 Z5394/MXC6402	1	EA	X	LMH
905	LOGO, LAND ROVER, REAR	U1030/BTR1047 Z5394/BTR1047	1			

ISSUE NO: 1

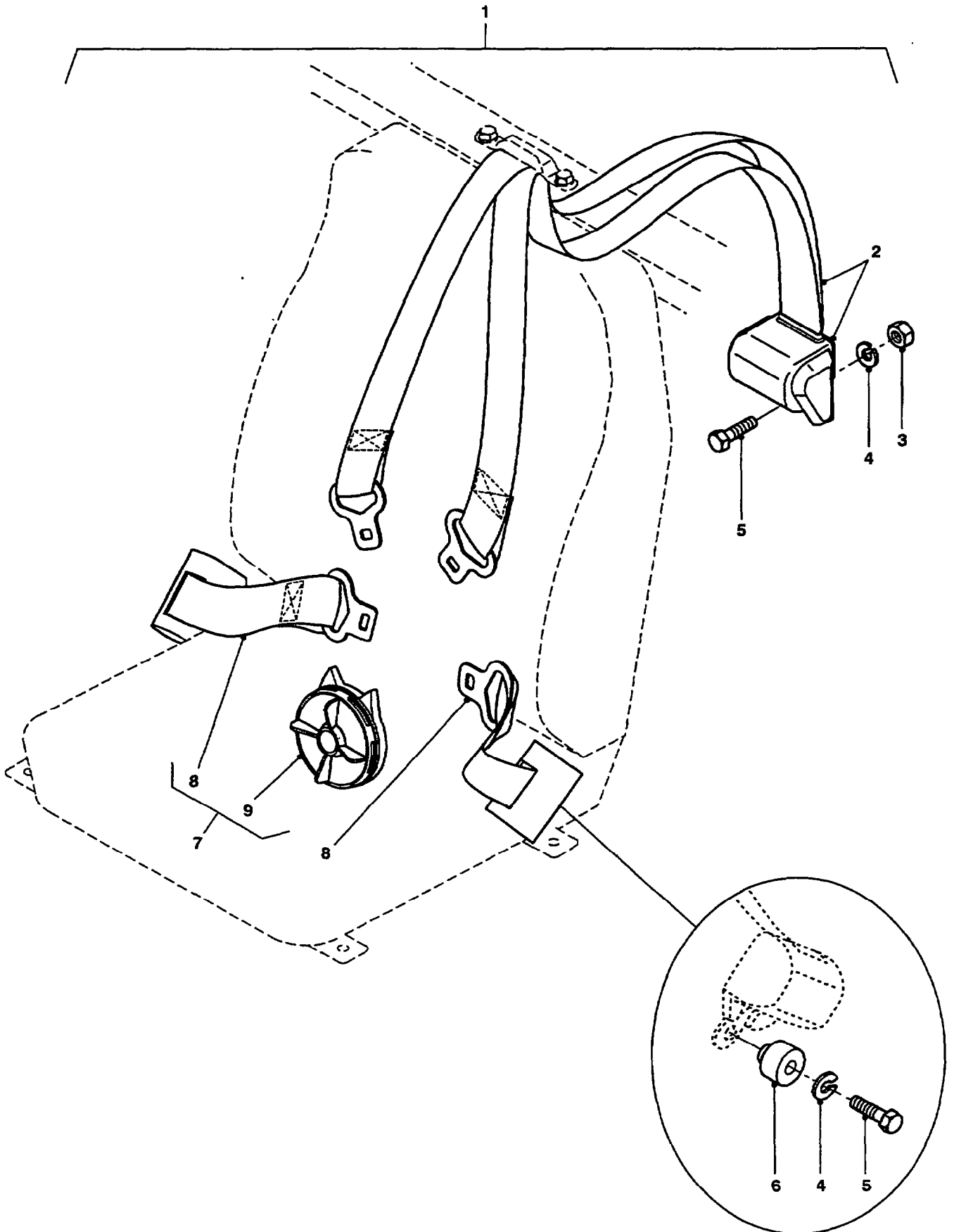
REPAIR PARTS SCALE: 02225

PAGE NO: 23

* GRADE OF REPAIR (LIGHT, MEDIUM OR HEAVY)

GROUP SLA

02225



REAR SEAT BELTS

UNCONTROLLED WHEN PRINTED

GROUP SLA
TITLE REAR SEAT BELTS

ITEM NO	DESIGNATION	NSN MANUFACTURER CODE/PART NO SUPPLIER CODE/PART NO	NO OFF	U O I	E X P	L* M* H*
001	RESTRAINT SYSTEM, RETRACTABLE, FULL HARNESS, FIXED ANCHOR (INCLUDES SLA 002 TO SLA 007)	45402/1109000 Z5394/HYG7604	4			
002	REEL AND SHOULDER HARNESS ASSEMBLY SEAT BELT (ALSO PART OF SLA 001)	2540 66-139-2034 45402/1109204-01 Z5394/HYG7605	1	EA	X	LMH
003	NUT, PLAIN (ALSO PART OF SLA 001)	45402/0902100-77 Z5394/HYG7608	1			
004	WASHER, LOCK SPRING, STEEL, SINGLE TURN, ZINC PLATED , 10 MM, 15.90 MM OD 2.50 MM THK (ALSO PART OF SLA 001)	5310 99-138-9228 45402/0903100-88 Z5394/HYG7607	3	EA	X	LMH
005	BOLT, HEX HD, 7/16 INCH, 20 BY 1 INCH LG, GRADE 8 (ALSO PART OF SLA 001)	45402/0901102-03 Z5394/HYG7606	3			
006	BUSHING, RETRACTOR (ALSO PART OF SLA 001)	45402/1109213-01 Z5394/HYG7609	2			
007	BELT, VEHICULAR SAFETY LAP BELT ASSEMBLY, FIXED, RH, REAR SEAT (INCLUDES SLA 008 1 - OFF AND SLA 009, ALSO PART OF SLA 001)	2540 66-140-7484 45402/1109202-01 Z5394/HYG7807	1	EA	X	LMH
008	BELT, VEHICULAR SAFETY INERTIA REEL, LH/RH REAR SEAT (ALSO PART OF SLA 001)	2540 66-140-7485 45402/1109203-01 Z5394/HYG7610	2	EA	X	LMH
009	BUCKLE (ALSO PART OF SLA 001)	45402/1111475-41 Z5394/HYG7611	1			

ISSUE NO: 1

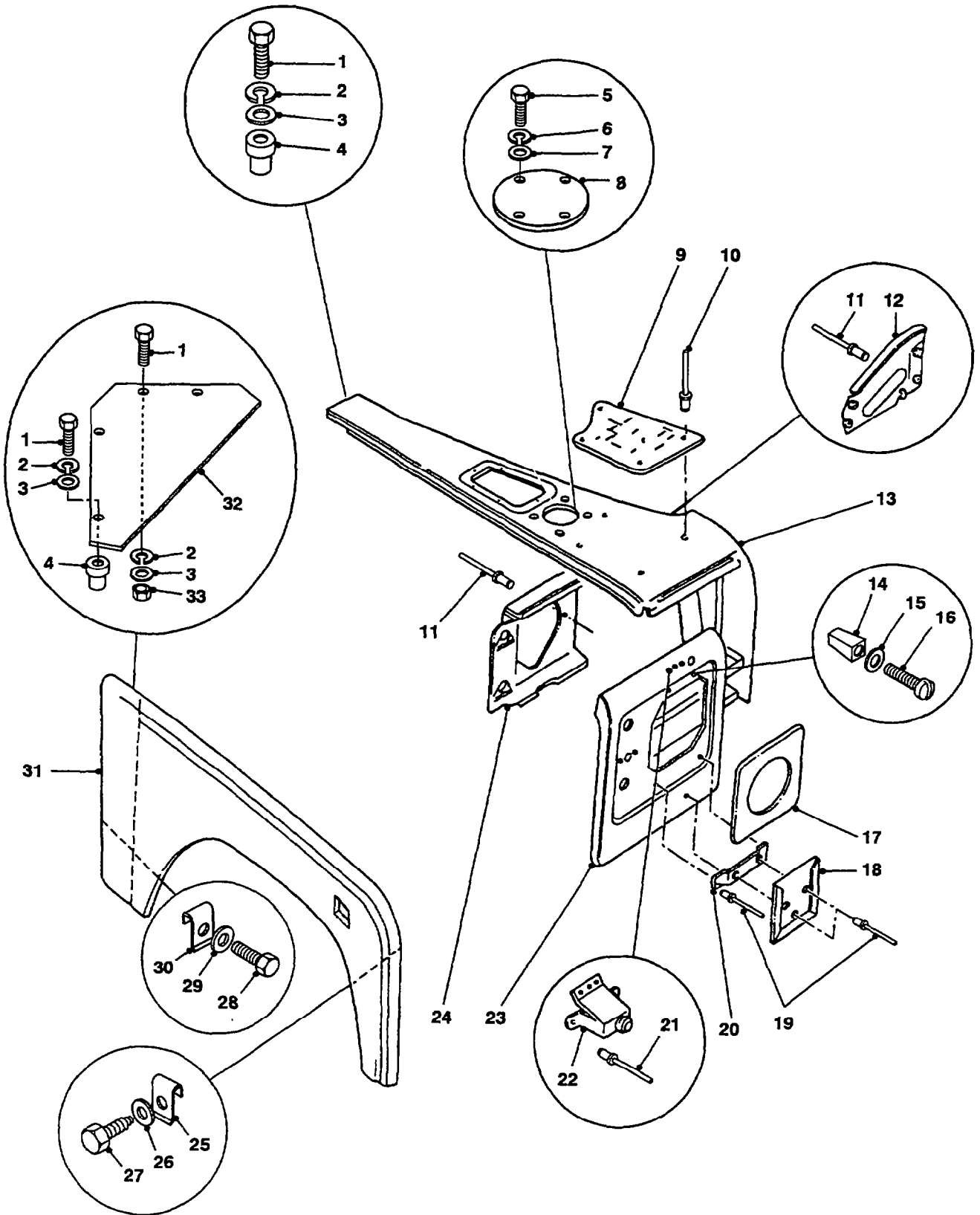
REPAIR PARTS SCALE: 02225

PAGE NO: 24

* GRADE OF REPAIR (LIGHT, MEDIUM OR HEAVY)

GROUP SMC

02225



FRONT TOP FENDER, MUDGUARD AND WING PANEL

UNCONTROLLED WHEN PRINTED

GROUP SMC
 TITLE FRONT TOP FENDER, MUDGUARD AND WING PANEL

ITEM NO	DESIGNATION	NSN MANUFACTURER CODE/PART NO SUPPLIER CODE/PART NO	NO OFF I	U O I	E X P	L* M* H*
001	SCREW, CAP, HEXAGON HEAD ISO METRIC, STEEL, HEX/HD, ZINC/PLATED 6.0 MM DIA, 1.0 MM PITCH, 20.0 MM LG.	5305 99-122-5361 U1030/FS106201 Z5394/FS106201	8	EA	X	MH
002	WASHER, LOCK STEEL, 6.10 MM ID, 9.70 MM OD, 1.50 MM THK	5310 99-203-6405 U1030/WL106001 Z5394/WL106001	8	EA	X	MH
003	WASHER, FLAT RD, STEEL, ZINC PLATED, 6 MM NOM BOLT SIZE, 12.50 MM OD, 1.60 MM THK	5310 99-122-6474 Z5394/WA106041 Z5394/WA106041	8	EA	X	MH
004	NUT, PLAIN, BLIND RIVET ISO METRIC, STEEL, ZINC COATED, 6X1.0 MM	5310 99-138-4838 U1030/NN106021 Z5394/NN106021	6	EA	X	MH
005	BOLT, MACHINE METRIC, STEEL, HEX HD, ZINC PLATED, M10 BY 30 MM LG	5306 99-122-4911 U1030/FS110301 Z5394/FS110301	4	EA	X	MH
006	WASHER, LOCK SPRING, STEEL, SINGLE TURN, ZINC PLATED, 10 MM, 15.90 MM OD 2.50 MM THK	5310 99-138-9228 U1030/WL110001 Z5394/WL110001	4	EA	X	MH
007	WASHER, FLAT 10.0 MILLIMETRE I.D., ZINC PLATED	5310 99-122-6476 U1030/WA110061 Z5394/WA110061	4	EA	X	MH
008	COVER, RHF. WING, ANTENNA APERATURE	Z5394/HYG3479 Z5394/HYG3479	1			
009	TREADPLATE, REINFORCEMENT, CHECKERED, FRONT TOP WING, RH, 324 MM BY 275 MM BY 190 MM, 2.5 MM THK, ALUMINIUM (ALSO PART OF SMC 904 OR MANUFACTURE FROM SMC 911, MODIFY VIDE EMEI VEH. G 187-2)	Z5394/HYG5787 Z5394/HYG5787	1			
901	PLATE REINFORCEMENT, TREAD, FRONT TOP WING, LH, 335 MM BY 275 MM BY 180 MM, 2.5 MM THK, ALUMINIUM (ALSO PART OF SMC 905 OR MANUFACTURE FROM SMC 911, MODIFY VIDE EMEI VEH. G 187-2)	Z5394/HYG3495 Z5394/HYG3495	1			

ISSUE NO: 1

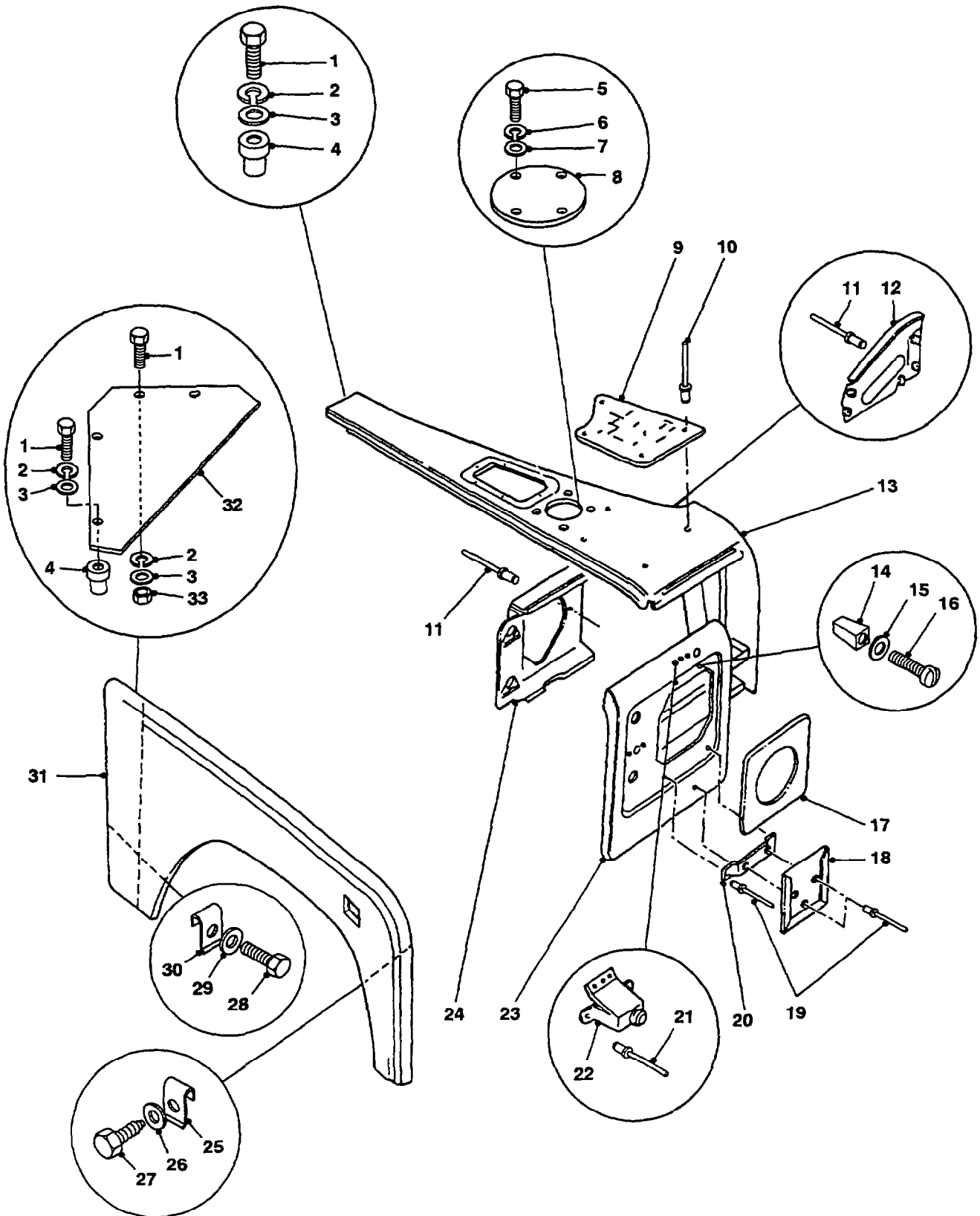
REPAIR PARTS SCALE: 02225

PAGE NO: 25

* GRADE OF REPAIR (LIGHT, MEDIUM OR HEAVY)

GROUP SMC

02225



FRONT TOP FENDER, MUDGUARD AND WING PANEL

UNCONTROLLED WHEN PRINTED

GROUP SMC
TITLE FRONT TOP FENDER, MUDGUARD AND WING PANEL

ITEM NO	DESIGNATION	NSN MANUFACTURER CODE/PART NO SUPPLIER CODE/PART NO	NO OFF	U O	E X	L* M* H*
010	RIVET, POP, 3/16 INCH DIA, 1-9/16 INCH LG, ALUMINIUM (MODIFY VIDE EMEI VEH. G 187-2)	U1030/RJ612253 Z5394/RJ612253	13			
011	RIVET, BLIND ALUMINIUM ALLOY, DOME HD, MECH EX TYPE , 3/16 IN.DIA, 7/16 IN.LG (ALSO PART OF SMC 904 AND SMC 905)	5320 99-970-3518 U1030/78248 Z5394/R78248	16EA		X	MH
012	PLATE, TIE R/H FENDER SUPPORT, STEEL (ALSO PART OF SMC 904)	2510 66-128-4869 Z5394/MRC6051 Z5394/MRC6051	1EA		X	MH
902	PLATE, TIE STEEL, 207.0 MM H, 120.0 MM W, C/W 5 WELDED NUTS AND 4-5/16 DIA.MTG HOLES LEFT HAND. (ALSO PART OF SMC 905)	2510 66-128-4868 Z5394/MRC6052 Z5394/MRC6052	1EA		X	MH
013	FENDER, TOP, FRONT, RH (USE SMC 904)	/NIL /NIL	1			
903	FENDER, TOP, FRONT, LH (USE SMC 905)	/NIL /NIL	1			
904	FENDER AND PANEL ASSEMBLY RIGHT HAND, C/O FENDER, TOP FRONT, COVER ANTENNA, TREADPLATE, PLATE TIE RIVETS, NUTS, BOLTS, SCREWS & WASHERS (INCLUDES SMC 009, SMC 010, SMC 011, SMC 012, SMC 013, SMC 023 AND SMC 024)	2510 66-144-6360 Z5394/HYG6652 Z5394/HYG6652	1AY		X	MH
905	FENDER AND PANEL ASSEMBLY LEFT HAND, C/O FENDER, TOP FRONT, TREADPLATE, PLATE TIE, RIVETS, NUTS, SCREWS, BOLTS, NUTS AND WASHERS (INCLUDES SMC 901, SMC 010, SMC 011, SMC 902, SMC 903, SMC 906 AND SMC 907)	2510 66-144-6361 Z5394/HYG6651 Z5394/HYG5803	1AY		X	MH
014	SHIELD, EXPANSION AL, PLASTIC, U/W, NO 8 DRIVE SCREW	5310 99-138-0422 U1030/79051 Z5394/R79051	8EA		X	MH
015	WASHER, FLAT RUBBER, RD, 3 MM ID, 8 MM OD1.5 MM THK	5310 66-128-5442 Z5394/MYH3346 Z5394/MYH3346	8EA		X	MH

ISSUE NO: 1

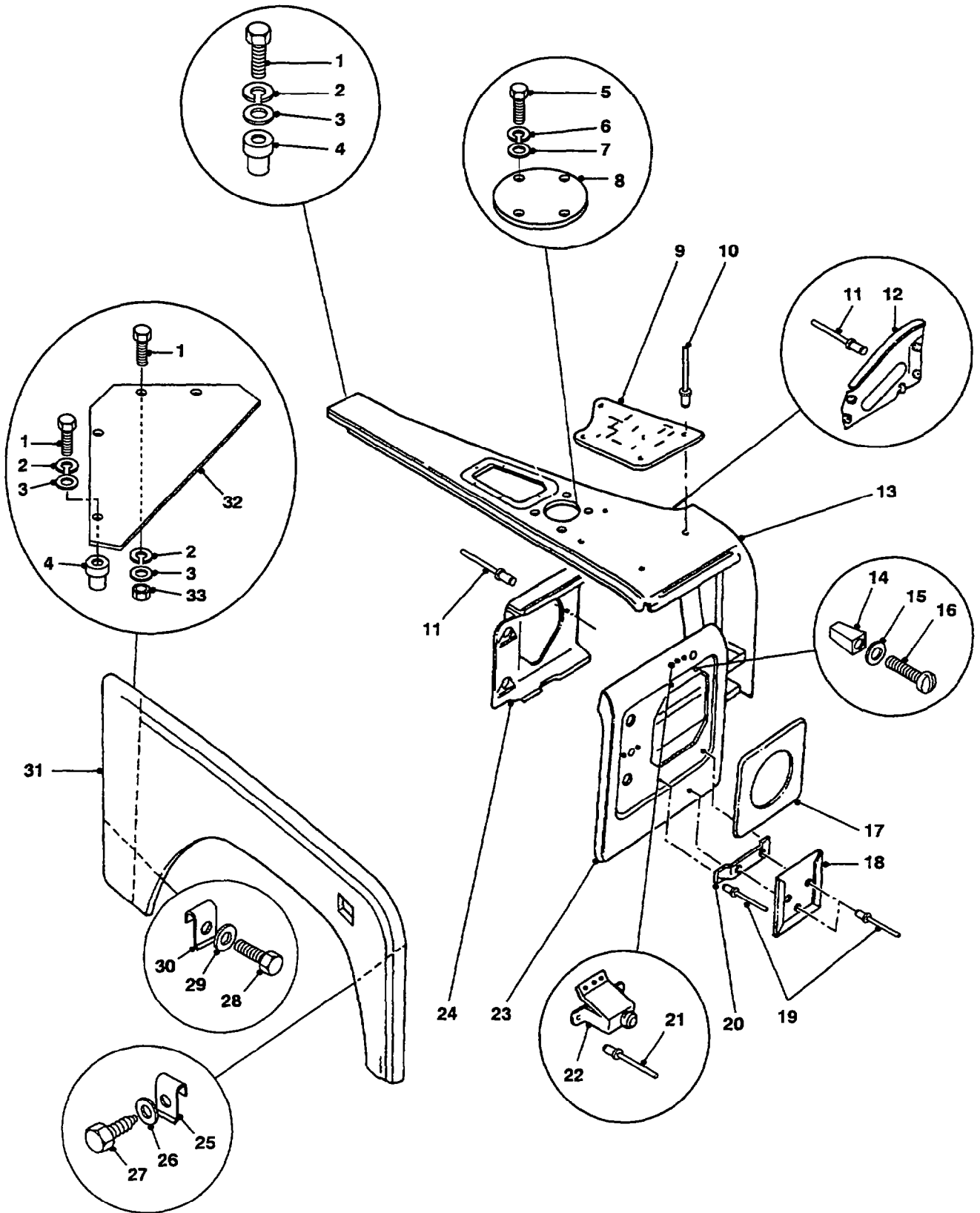
REPAIR PARTS SCALE: 02225

PAGE NO: 26

* GRADE OF REPAIR (LIGHT, MEDIUM OR HEAVY)

GROUP SMC

02225



FRONT TOP FENDER, MUDGUARD AND WING PANEL

UNCONTROLLED WHEN PRINTED

GROUP SMC
TITLE FRONT TOP FENDER, MUDGUARD AND WING PANEL

ITEM NO	DESIGNATION	NSN MANUFACTURER CODE/PART NO SUPPLIER CODE/PART NO	NO OFF	U O	E X	L* M* H*
016	SCREW, TAPPING, THREAD FORMING PAN HD, CROSS RECESS DRIVE, NO.8 BY 1/2 IN.LG	5305 99-829-4335 U1030/AB608047 Z5394/AB608047	8	EA	X	MH
017	PLATE, SURROUND, HEAD FRONT FENDER	2510 99-811-9099 U1030/345631 Z5394/R345631	2	EA	A	MH
018	HOLDER, VEHICLE UNIT AND FORMATION SIGN PLATE STEEL, PAINTED DEEP BRONZE GREEN, 6.094 IN. LG, 0.297 IN. O/A W, 6.000 IN. H, W/3 RAISED MTG HOLES, TO SUIT	2590 66-016-0815 Z1526/FLA23464 Z5394/HYK2674	2	EA	X	LMH
019	RIVET, BLIND ALUMINIUM, 3/16 IN.BY 3/4 IN LG	5320 66-128-4684 Z5394/RU612123 Z5394/RU612123	10	EA	X	LMH
020	BRACKET, UNIT SIGN HOLDER ALUMINIUM SHEET, 15 MM W, 134 MM LG, 2 HOLES 76.2 MM APART, 2 HOLES 114 MM APART.	2540 66-128-4897 Z5394/HYG2728 Z5394/HYG2728	2	EA	X	LMH
021	RIVET, BLIND ALUMINIUM, 3/16 IN.DIA BY 1-9/16 IN.LG	5320 66-128-5117 Z5394/RA612253 Z5394/RA612253	10	EA	X	LMH
022	BRACKET, REDUCED HEADLAMP TO FRONT MUDGUARD PANEL STEEL	2510 66-128-4895 Z5394/HYG2582 Z5394/HYG2582	2	EA	X	LMH
023	BODY PANEL, VEHICULAR NOSE, FRONT WING, R/H (ALSO PART OF SMC 904)	2510 99-721-4386 U1030/RTC6353 Z5394/RTC6353	1	EA	X	MH
906	BODY PANEL VEHICULAR L/H (ALSO PART OF SMC 905)	2510 99-770-7221 U1030/RTC6354 Z5394/RTC6354	1	EA	X	MH
024	MOUNTING PANEL, HEADLAMP STEEL, RIGHT-HAND. (ALSO PART OF SMC 904)	6220 66-128-4878 Z5394/MTC2062 Z5394/MTC2062	1	EA	X	MH
907	HEADLAMP MOUNTING PANEL FRONT FENDER (ALSO PART OF SMC 905)	6220 99-978-2258 U1030/MTC2063 Z5394/MTC2063	1	EA	X	MH
025	NUT, SPECIAL NUT, SHEET SPRING, FRONT PANELS	5310 99-822-1324 U1030/79246 Z5394/R79246	20	EA	X	MH
026	WASHER, FLAT, 1/4 INCH ID, 3/4 INCH OD, 1/16 INCH THK, SHERADISED	U1030/3900L Z5394/R3900L	22			

ISSUE NO: 1

REPAIR PARTS SCALE: 02225

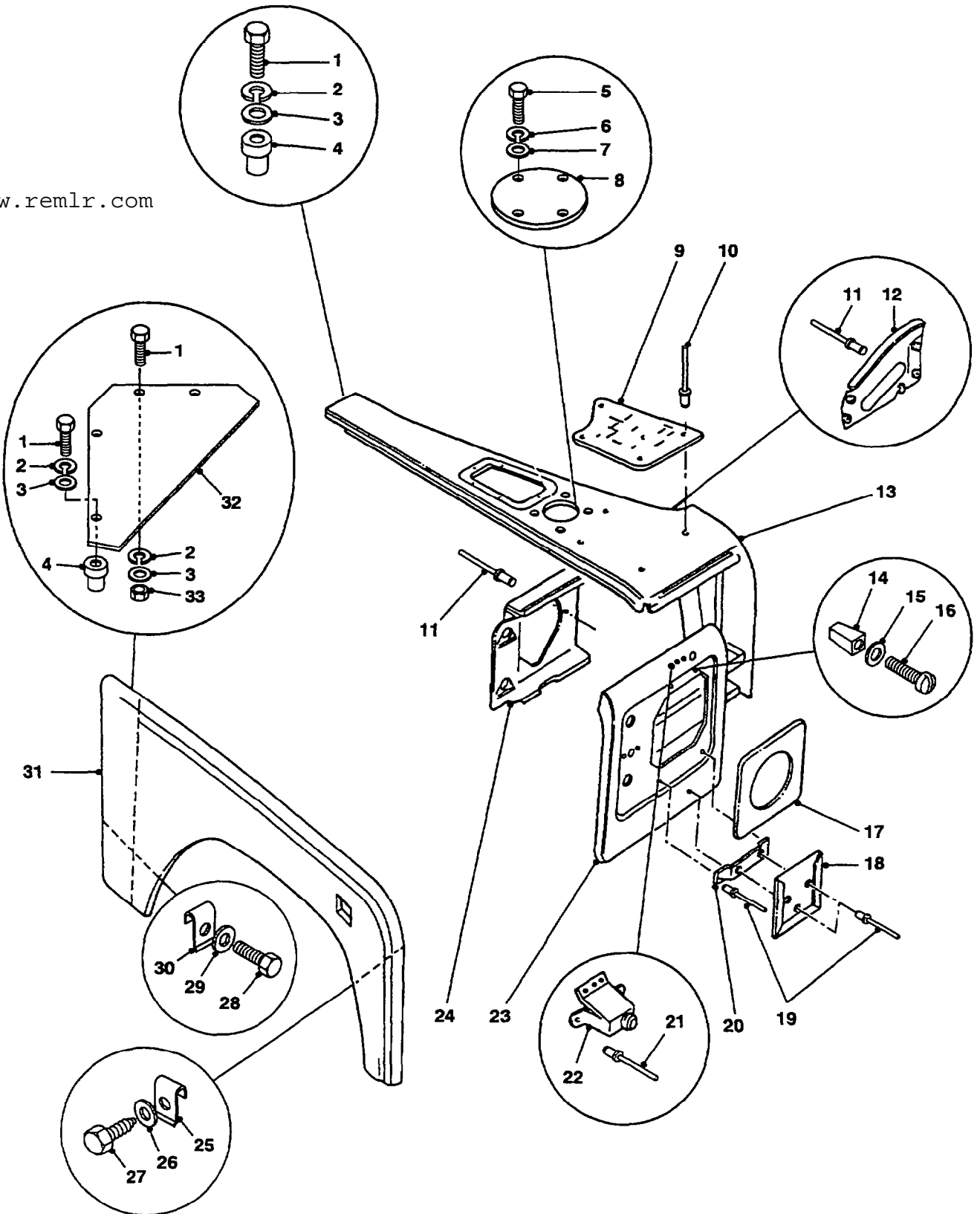
PAGE NO: 27

* GRADE OF REPAIR (LIGHT, MEDIUM OR HEAVY)

GROUP SMC

02225

www.remlr.com



FRONT TOP FENDER, MUDGUARD AND WING PANEL

UNCONTROLLED WHEN PRINTED

GROUP SMC
 TITLE FRONT TOP FENDER, MUDGUARD AND WING PANEL

ITEM NO	DESIGNATION	NSN MANUFACTURER CODE/PART NO SUPPLIER CODE/PART NO	NO OFF I	U O I	E X P	L* M* H*
027	BOLT, ACME, 1/4 INCH DIA, 12 TPI, 5/8 INCH LG, ZINC PLATED	U1030/MXC2932 Z5394/MXC2932	22			
908	NUT, SPRING, 26 MM LG, 16 MM W, PHOSPHATED AND ZINC CHROMATED, TO SUIT 1/4 IN DIA, 12 TPI ACME BOLT	U1030/AH614011 Z5394/AH614011	2			
028	SCREW, PANEL FASTENER STEEL, HEX HD, ZINCCOATED, 5/16 IN. BY 3/4 IN. LG	5305 99-137-4325 U1030/AM605061 Z5394/AM605061	8EA		X	MH
029	WASHER, FLAT ZINC PLATED	5310 99-122-3411 U1030/WC108051 Z5394/WC108051	8EA		X	MH
030	NUT, SHEET SPRING STEEL, BLACK FINISH 1 MM THK, 16 MM W, 27 MM LG, TO SUIT 5/16 SCREW	5310 66-128-5441 Z5394/AK616011 Z5394/AK616011	8EA		X	MH
031	FENDER, VEHICULAR ALUMINIUM, OUTER, RIGHT HAND	2510 99-517-3186 Z5394/ALR6678 Z5394/ALR6678	1EA		X	MH
909	FENDER, VEHICULAR ALUMINUM, OUTER GUARD, LEFT HAND	2510 66-144-6421 Z5394/ALR6621 Z5394/ALR6621	1EA		X	MH
032	BRACKET, VEHICULAR COMPONENTS	2590 66-128-5440 Z5394/HYG2856 Z5394/HYG2856	1EA		X	MH
910	BRACKET, VEHICULAR COMPONENTS	2590 66-128-5439 Z5394/HYG2857 Z5394/HYG2857	1EA		X	MH
911	TREADPLATE, CHECKERED, 2400 MM BY 1200 MM, BULK SIZE, 2.5 MM THK, ALUMINIUM (USE AS REQUIRED)	Z4681/STP0540E Z4681/STP0540E	1			
033	NUT, PLAIN, HEXAGON STEEL, 6 MM, ZINC PLT	5310 99-122-5295 U1030/NH106041 Z5394/NH106041	2EA		X	MH

ISSUE NO: 1

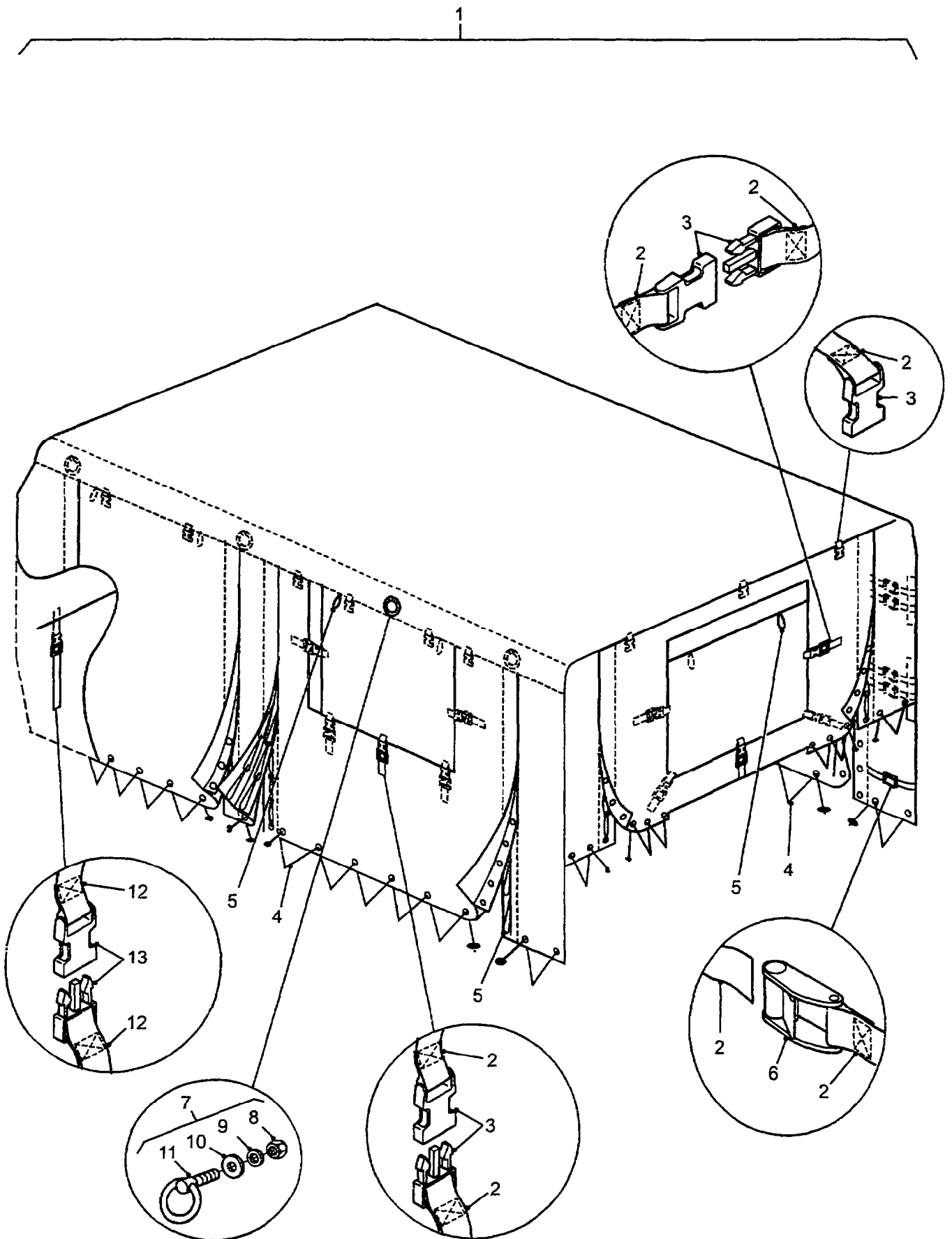
REPAIR PARTS SCALE: 02225

PAGE NO: 28

* GRADE OF REPAIR (LIGHT, MEDIUM OR HEAVY)

GROUP SR SHEET 1

02225



CANOPY

UNCONTROLLED WHEN PRINTED

GROUP SR/1
TITLE CANOPY

ITEM NO	DESIGNATION	NSN MANUFACTURER CODE/PART NO SUPPLIER CODE/PART NO	NO OFF	U O I	E X P	L* M* H*
001	COVER, FITTED, VEHICULAR BODY CANOPY, CAMOUFLAGE PATTERN (INCLUDES SR 002 TO SR 006, SR 012 AND SR 013)	2540 66-144-6417 ZW815/CANP-BR6 API-RC Z5394/GYD605	1	EA	A	LMH
002	WEBBING, DRAB OLIVE, 25 MM W, 40 MR. ROLL (ALSO PART OF SR 001)	Z3460/B2503-566 Z3460/B2503-566	1			
003	BUCKLE SIDE RELEASE, PLASTIC, BLACK, 2 PIECE, FOR 25 MM W STRAP (ALSO PART OF SR 001)	5340 66-144-6367 Z3522/380-0004 Z5394/HYM951	42	EA	X	MH
004	CORD, ELASTIC SHOCK CORD, SOLID, BLACK, 6 MM DIA, 100 MR ROLL (ALSO PART OF SR 001, USE AS REQUIRED)	8305 66-144-6335 Z3522/CPA06-G142 Z3522/CPA06-G142	1	RO	X	LMH
005	CORD, DBG DIY DIA 4 MM POLY ROPE KINNEARS (ALSO PART OF SR 001, USE AS REQUIRED)	Z3522/MH06500 Z3522/MH06500	1			
006	CAMLOCK, PLASTIC (ALSO PART OF SR 001)	Z3522/380-0722 Z5394/HYM950	6			
007	RING BOLT, ASSEMBLY C/O NUT, WASHERS AND RINGBOLT (INCLUDES SR 008 TO SR 011)	5306 66-144-6391 Z3522/008-515 Z5394/GYD515	4	AY	X	LMH
008	NUT, NYLOC, 1/4 IN ID (ALSO PART OF SR 007)	Z5394/008746-AE040000 Z5394/NZ304041	8			
009	WASHER, FLAT, 5 MM ID (ALSO PART OF SR 007)	Z5394/008561-BA060000 Z5394/WA106044	8			
010	WASHER, FLAT, BLACK, 15 MM OD 7 MM ID. (ALSO PART OF SR 007)	Z5394/008561-BC060000 Z5394/WJ600041	8			
011	RINGBOLT, STEEL, BLACK, BOLT 35 MM LG BY 5 MM ISO, THREAD 20 MM LG, RING 35 MM OD (ALSO PART OF SR 007)	Z3522/008-514 Z5394/GYD514	8			
012	WEBBING, BLACK, 25 MM W, 40 MR. ROLL (ALSO PART OF SR 001, USE AS REQUIRED)	Z3460/B2503-580 Z3460/B2503-580	1			

ISSUE NO: 1

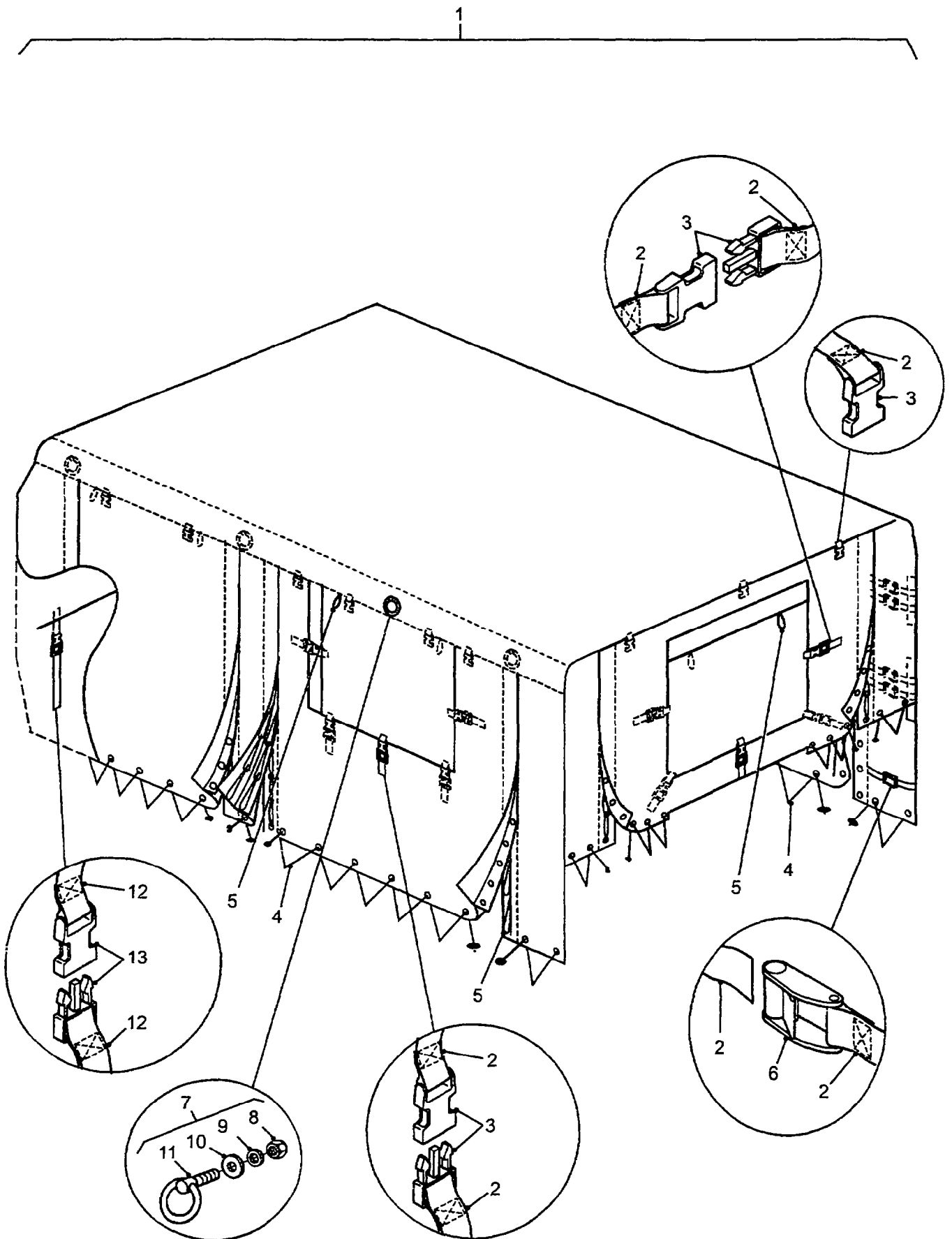
REPAIR PARTS SCALE: 02225

PAGE NO: 29

* GRADE OF REPAIR (LIGHT, MEDIUM OR HEAVY)

GROUP SR SHEET 1

02225



CANOPY

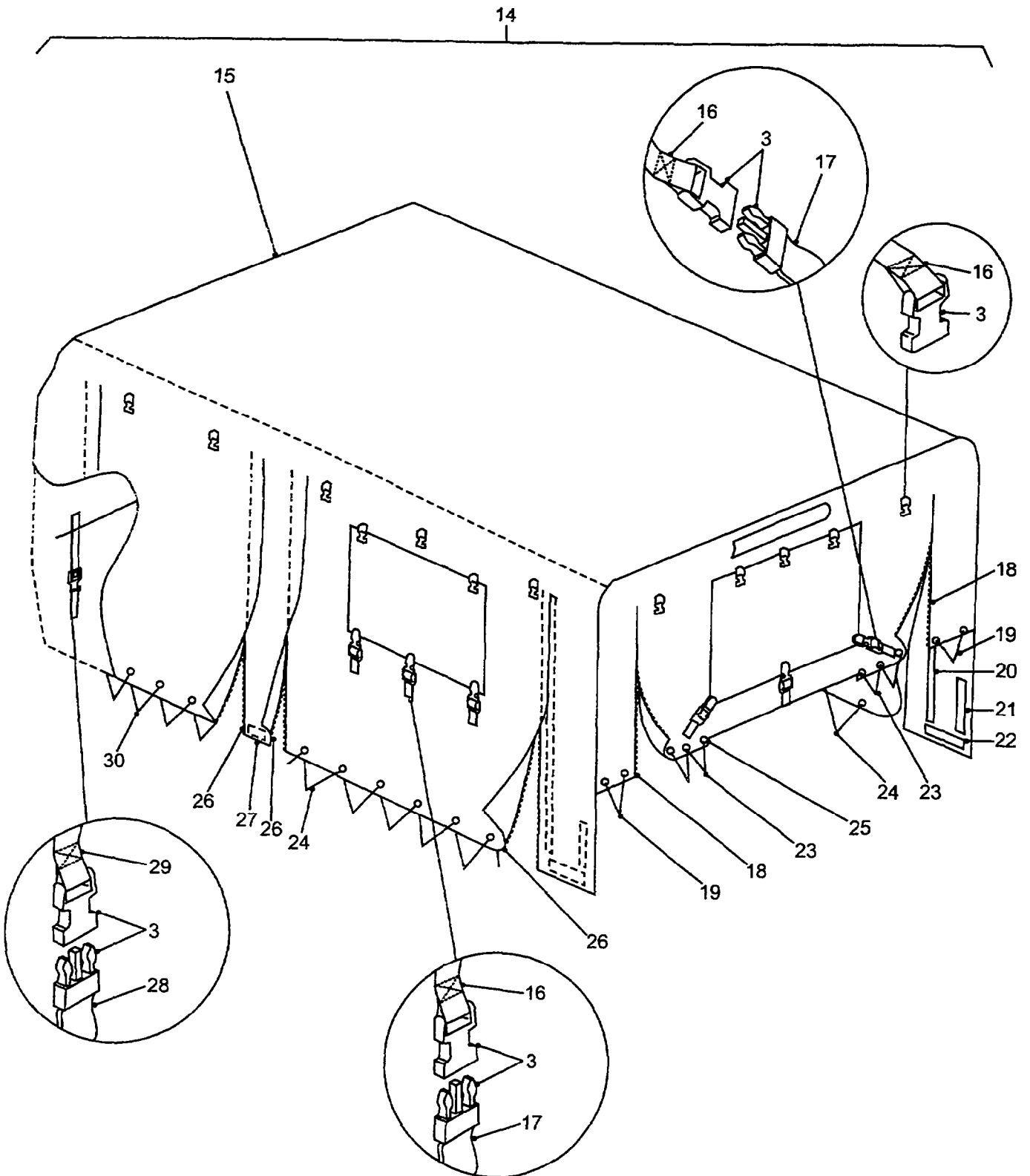
GROUP SR/1
 TITLE CANOPY

ITEM NO	DESIGNATION	NSN MANUFACTURER CODE/PART NO SUPPLIER CODE/PART NO	NO OFF	U O I	E X P	L* M* H*
013	BUCKLE SIDE RELEASE, PLASTIC, BLACK, 2 PIECE, FOR 25 MM W STRAP (ALSO PART OF SR 001)	5340 66-144-6367 Z3522/SR25 Z5394/HYM951	5EA		X	MH

* GRADE OF REPAIR (LIGHT, MEDIUM OR HEAVY)

GROUP SR SHEET 2

02225



**CANOPY
(BARRACUDA)**

UNCONTROLLED WHEN PRINTED

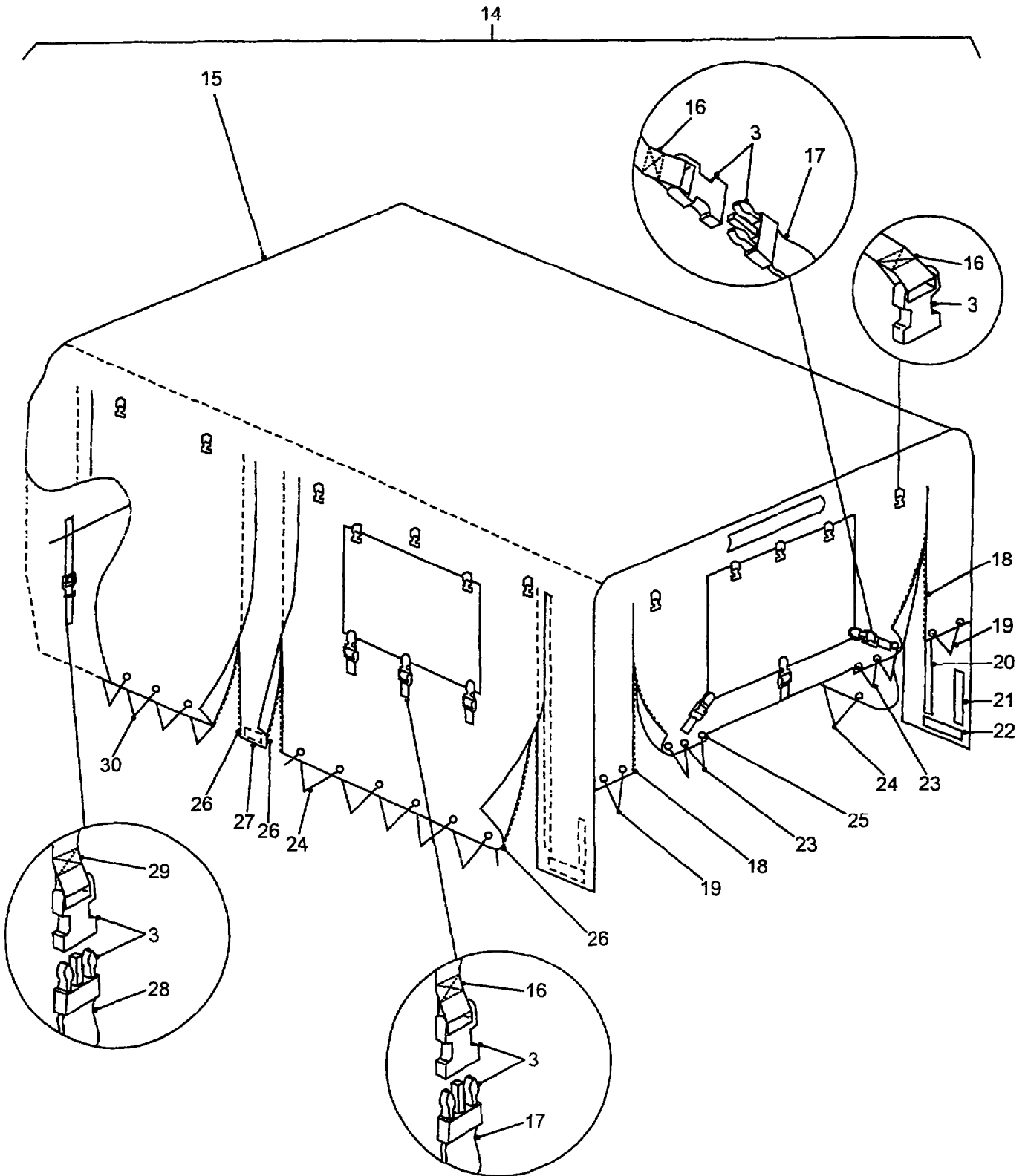
GROUP SR/2
TITLE CANOPY

ITEM NO	DESIGNATION	NSN MANUFACTURER CODE/PART NO SUPPLIER CODE/PART NO	NO OFF	U O	E X	L* M* H*
014	COVER, FITTED, VEHICULAR BODY CANOPY ASSEMBLY, ASSAULT PIONEER, SYNTHETIC, CAMOUFLAGED, BARRACUDA PATTERN (INCLUDES QTY 38 OF SR 003 AND SR 015 TO SR 912)	2540 66-144-3363 Z5394/HYG7649 Z5394/HYG7649	1	EA	A	LMH
015	CANOPY, ASSAULT PIONEER, COVCAM (INCLUDES SR 020 TO SR 022, SR 025 TO SR 029, SR 901 TO SR 905, SR 907 AND SR 908)	ZW815/94.796PF-MB19 M/B, 726043 ZW815/94.796PF-MB19 M/B, 726043	1			
016	WEBBING, BLACK, HEAVY DUTY POLYPROPELYNE, 25 MM WIDE BY 150 MM LG (USE SR 014 OR MANUFACTURE FROM SR 910)	/NIL /NIL	38			
017	WEBBING, BLACK, HEAVY DUTY POLYPROPELYNE, 25 MM WIDE BY 300 MM LG (USE SR 014 OR MANUFACTURE FROM SR 910)	/NIL /NIL	38			
018	ZIPPER, PLASTIC, HEAVY DUTY, CHUNKY 10, MOULDED CHAIN, 800 MM LG (USE SR 014 OR MANUFACTURE FROM SR 909)	/NIL /NIL	2			
019	SHOCK CORD, BLACK, 8 MM DIA BY 200 MM LG (USE SR 014 OR MANUFACTURE FROM SR 911)	/NIL /NIL	2			
020	HOOK AND LOOP FASTENER, BLACK, 2 PIECE, 50 MM WIDE BY 1060 MM LG (USE SR 014, SR 015 OR MANUFACTURE FROM SR 912)	/NIL /NIL	2			
021	HOOK AND LOOP FASTENER, BLACK, 2 PIECE, 50 MM WIDE BY 480 MM LG (USE SR 014, SR 015 OR MANUFACTURE FROM SR 912)	/NIL /NIL	2			
022	HOOK AND LOOP FASTENER, BLACK, 2 PIECE, 50 MM WIDE BY 160 MM LG (USE SR 014, SR 015 OR MANUFACTURE FROM SR 912)	/NIL /NIL	2			

ISSUE NO: 1 REPAIR PARTS SCALE: 02225 PAGE NO: 31

* GRADE OF REPAIR (LIGHT, MEDIUM OR HEAVY)

GROUP SR SHEET 2 **02225**



**CANOPY
(BARRACUDA)**

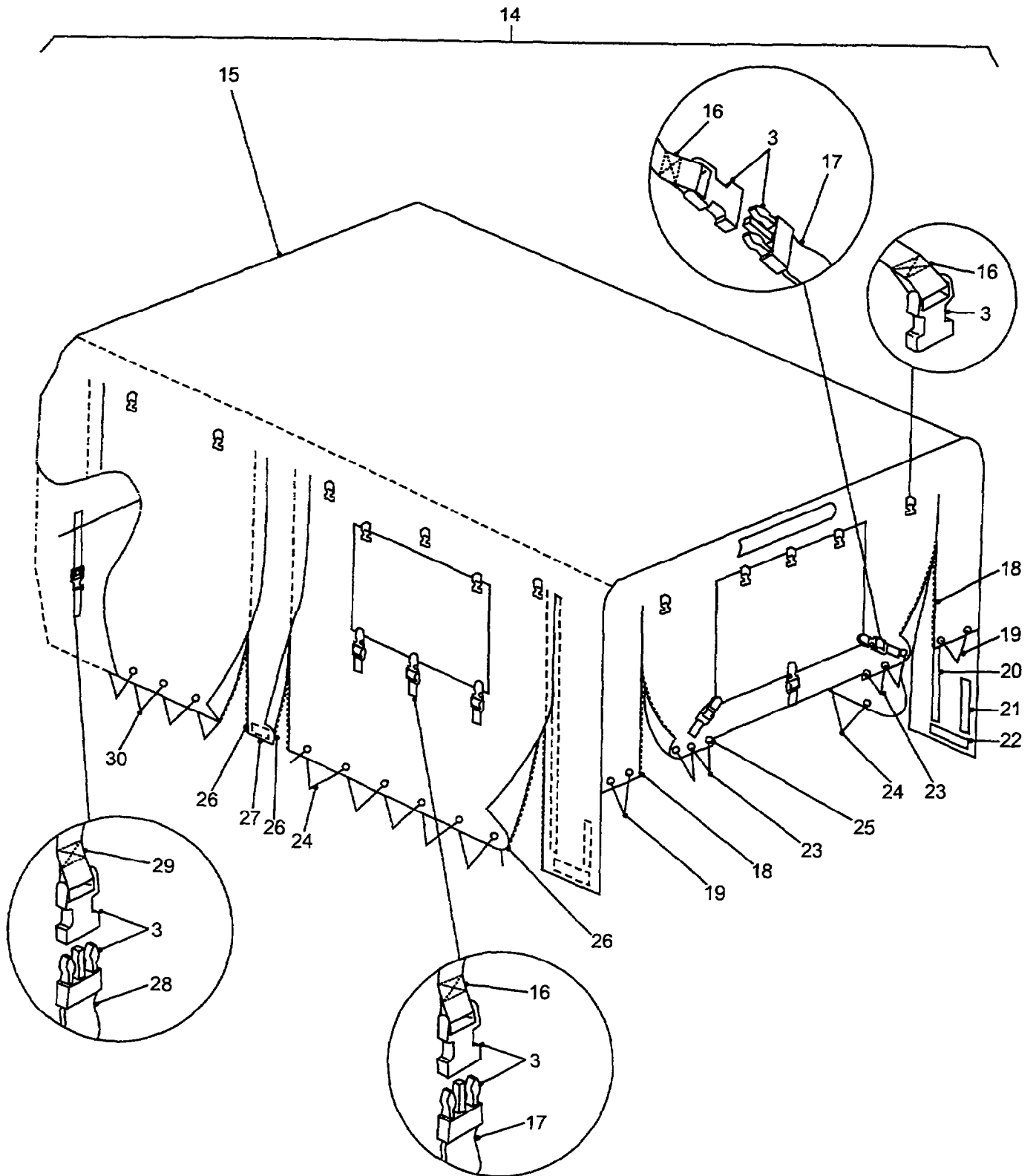
GROUP SR/2
TITLE CANOPY

ITEM NO	DESIGNATION	NSN MANUFACTURER CODE/PART NO SUPPLIER CODE/PART NO	NO OFF I	U O P	E X P	L* M* H*
023	SHOCK CORD, BLACK, 8 MM DIA BY 1600 MM LG (USE SR 014 OR MANUFACTURE FROM SR 911)	/NIL /NIL	2			
024	SHOCK CORD, BLACK, 8 MM DIA BY 1450 MM LG (USE SR 014 OR MANUFACTURE FROM SR 911)	/NIL /NIL	2			
025	EYELET, PVC, GREY, 19 MM ID BY 43 MM OD (ALSO PART OF SR 014 AND SR 015)	ZW815/4-278-1001*PY28-289 -10/43 ZW815/4-278-1001	39			
026	ZIPPER, PLASTIC, HEAVY DUTY, CHUNKY 10, MOULDED CHAIN BY 1300 MM LG (USE SR 014, SR 015 OR MANUFACTURE FROM SR 909)	/NIL /NIL	8			
027	HOOK AND LOOP FASTENER, BLACK, 2 PIECE, 50 MM WIDE BY 160 MM LG (USE SR 014, SR 015 OR MANUFACTURE FROM SR 912)	/NIL /NIL	2			
028	WEBBING, BLACK, HEAVY DUTY POLYPROPELYNE, 25 MM WIDE BY 250 MM LG (USE SR 014, SR 015 OR MANUFACTURE FROM SR 910)	/NIL /NIL	5			
029	WEBBING, BLACK, HEAVY DUTY POLYPROPELYNE, 25 MM WIDE BY 3000 MM LG (USE SR 014, SR 015 OR MANUFACTURE FROM SR 910)	/NIL /NIL	5			
030	SHOCK CORD, BLACK, 8 MM DIA BY 1200 MM LG (USE SR 014 OR MANUFACTURE FROM SR 911)	/NIL /NIL	2			
901	HOOK AND LOOP FASTENER, BLACK, 2 PIECE, 50 MM WIDE BY 190 MM LG (GLUED TO FRONT ROPS, USE SR 014, SR 015 OR MANUFACTURE FROM SR 912)	/NIL /NIL	2			
ISSUE NO: 1 REPAIR PARTS SCALE: 02225 PAGE NO: 32						

* GRADE OF REPAIR (LIGHT, MEDIUM OR HEAVY)

GROUP SR SHEET 2

02225



CANOPY (BARRACUDA)

GROUP SR/2
TITLE CANOPY

ITEM NO	DESIGNATION	NSN MANUFACTURER CODE/PART NO SUPPLIER CODE/PART NO	NO OFF	U O I	E X P	L* M* H*
902	HOOK AND LOOP FASTENER, BLACK, 2 PIECE, 50 MM WIDE BY 165 MM LG (GLUED TO FRONT ROPS, USE SR 014, SR 015 OR MANUFACTURE FROM SR 912)	/NIL /NIL	2			
903	HOOK AND LOOP FASTENER, BLACK, 2 PIECE, 50 MM WIDE BY 380 MM LG (GLUED TO FRONT ROPS, USE SR 014, SR 015 OR MANUFACTURE FROM SR 912)	/NIL /NIL	2			
904	HOOK AND LOOP FASTENER, BLACK, 2 PIECE, 50 MM WIDE BY 440 MM LG (GLUED TO FRONT ROPS, USE SR 014, SR 015 OR MANUFACTURE FROM SR 912)	/NIL /NIL	2			
905	HOOK AND LOOP FASTENER, BLACK, 2 PIECE, 50 MM WIDE BY 270 MM LG (GLUED TO FRONT ROPS, USE SR 014, SR 015 OR MANUFACTURE FROM SR 912)	/NIL /NIL	2			
906	HOOK, RETAINING, SHOCK CORD, BLACK, PLASTIC (SECURE TO ONE END OF SR 019, SR 023, SR 024 AND SR 030)	/NIL /NIL	8			
907	GARNISH, ROOF COVER, CAMNET MATERIAL, C90 MK 4, REINFORCED, 2000 MM BY 3000 MM (ALSO PART OF SR 014 AND SR 015)	/NIL /NIL	1			
908	PULLER, ZIPPER, HEAVY DUTY, DOUBLE SLIDER, NON LOCK, NO 10, METAL (USE WITH SR 018 AND SR 026, ALSO PART OF SR 014 AND SR 015)	ZW815/BTPM10D ZW815/BTPM10D	8			
909	ZIPPER, PLASTIC, HEAVY DUTY, MOULDED CHAIN, CHUNKY 10, 100 MR ROLL (USE AS REQUIRED)	ZW815/BTZP10HD ZW815/BTZP10HD	1			

ISSUE NO: 1

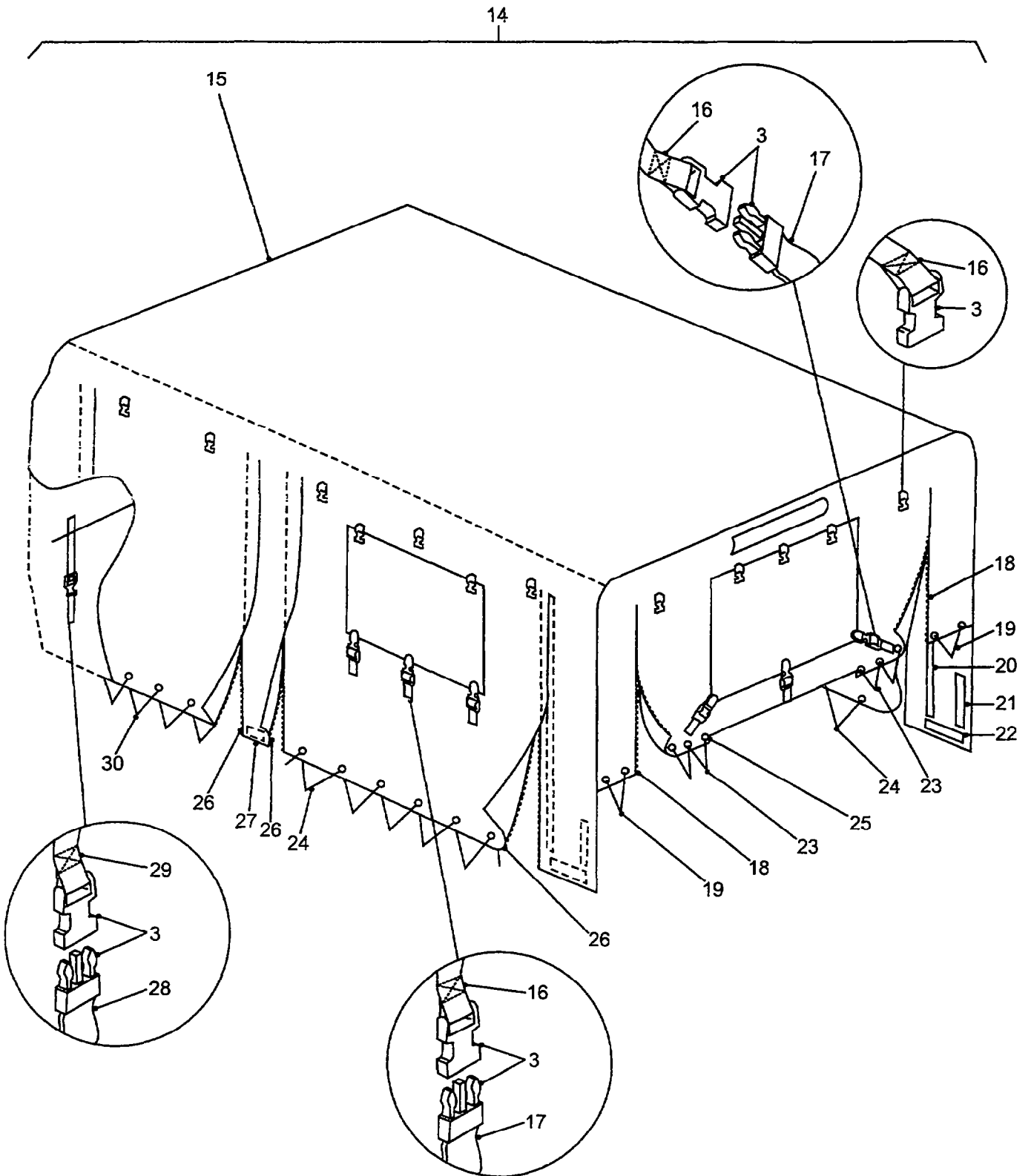
REPAIR PARTS SCALE: 02225

PAGE NO: 33

* GRADE OF REPAIR (LIGHT, MEDIUM OR HEAVY)

GROUP SR SHEET 2

02225



**CANOPY
(BARRACUDA)**

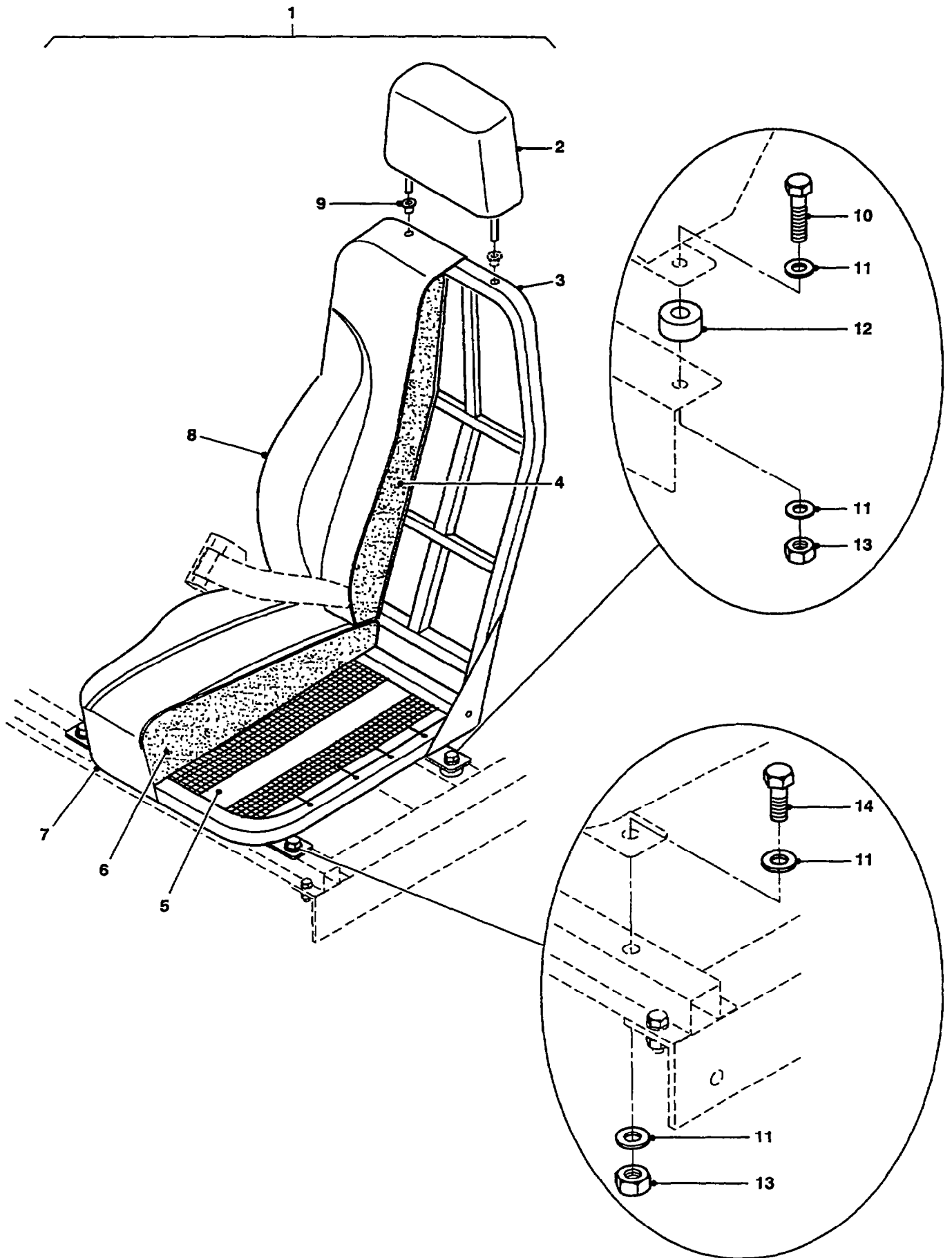
GROUP SR/2
TITLE CANOPY

ITEM NO	DESIGNATION	NSN MANUFACTURER CODE/PART NO SUPPLIER CODE/PART NO	NO OFF I	U O I	E X P	L* M* H*
910	WEBBING, BLACK, HEAVY DUTY POLYPROPELYNE, 25 MM WIDE 50 MR ROLL (USE AS REQUIRED)	ZW745/PW61925*BL ZW815/PW61925*BL	1			
911	SHOCK CORD, BLACK, 8 MM DIA, 50 MR ROLL (USE AS REQUIRED)	Z1847/CPA08-0G162 ZW815/BTSC8B	1			
912	HOOK AND LOOP FASTENER, BLACK, 2 PIECE, 50 MM WIDE, 100 MR ROLL	ZF848/50MM HOOK/LOOP ZW815/BTH/L50B	1			
ISSUE NO: 1 REPAIR PARTS SCALE: 02225 PAGE NO: 34						

* GRADE OF REPAIR (LIGHT, MEDIUM OR HEAVY)

GROUP SS

02225



REAR SEAT ASSEMBLY

GROUP SS
 TITLE REAR SEAT ASSEMBLY

ITEM NO	DESIGNATION	NSN MANUFACTURER CODE/PART NO SUPPLIER CODE/PART NO	NO OFF	U O	E X	L* M* H*
001	SEAT, VEHICULAR REAR PASSENGER (INCLUDES SS 002 TO SS 009, BASE AND SQUAB NOT SERVICED SEPERATELY)	2540 66-144-6425 Z5186/724BM-100 Z5394/HYM891	4	EA	A	LMH
901	COVER, SEAT, VEHICULAR SEAT BASE, CANVAS, BLACK, GREEN AND TAN DISRUPTIVE PATTERN "DPP", 555MM LG X 440MM W, CORD TIE DOWN FASTENER	2540 66-142-8882 ZE262/BYG8019 Z5394/BYG8019	4	EA	X	LMH
902	COVER, SEAT, VEHICULAR SEAT BACK; CANVAS; BLACK, GREEN & TAN DISRUPTIVE PATTEN "DPP"; 440 MM O/A W 720 MM O/A LG, VELCRO TAPE FASTENER	2540 66-142-8883 ZE262/BYG8023 Z5394/BYG8023	4	EA	X	LMH
002	HEADREST, SEAT, 290 MM LG BY 175 MM BY 65 MM THK, WITH 2 GUIDE RAILS, 8 MM DIA. (ALSO PART OF SS 001)	Z5186/27-514 Z5394/HYM870	1			
003	FRAME, SEAT BACK, STEEL (ALSO PART OF SS 001)	Z5186/02-562 Z5186/02-562	1			
004	FOAM, SEAT, SQUAB (ALSO PART OF SS 001)	Z5186/10-537 Z5186/10-537	1			
005	WEBBING, SEAT BASE (ALSO PART OF SS 001)	Z5186/13-514 Z5186/13-514	1			
006	FOAM, SEAT, BASE (ALSO PART OF SS 001)	Z5186/10-571 Z5186/10-571	1			
007	COVER, SEAT, BASE (ALSO PART OF SS 001)	Z5186/18-610 Z5394/HYM959	1			
008	COVER, SEAT, SQUAB (ALSO PART OF SS 001)	Z5186/18-609 Z5394/HYM960	1			
009	BUSH, HEADREST TRIM, 25 MM FLANGE DIA, 10 MM ID HOLE (ALSO PART OF SS 001)	Z5186/12-018A Z5394/HYM871	2			
010	BOLT, HEX HD, M10 BY 45 MM LG, ZINC PLATED, FE/ZN, BLACK	Z3522/008558-BO10045M Z5394/BH110091L	8			

ISSUE NO: 1

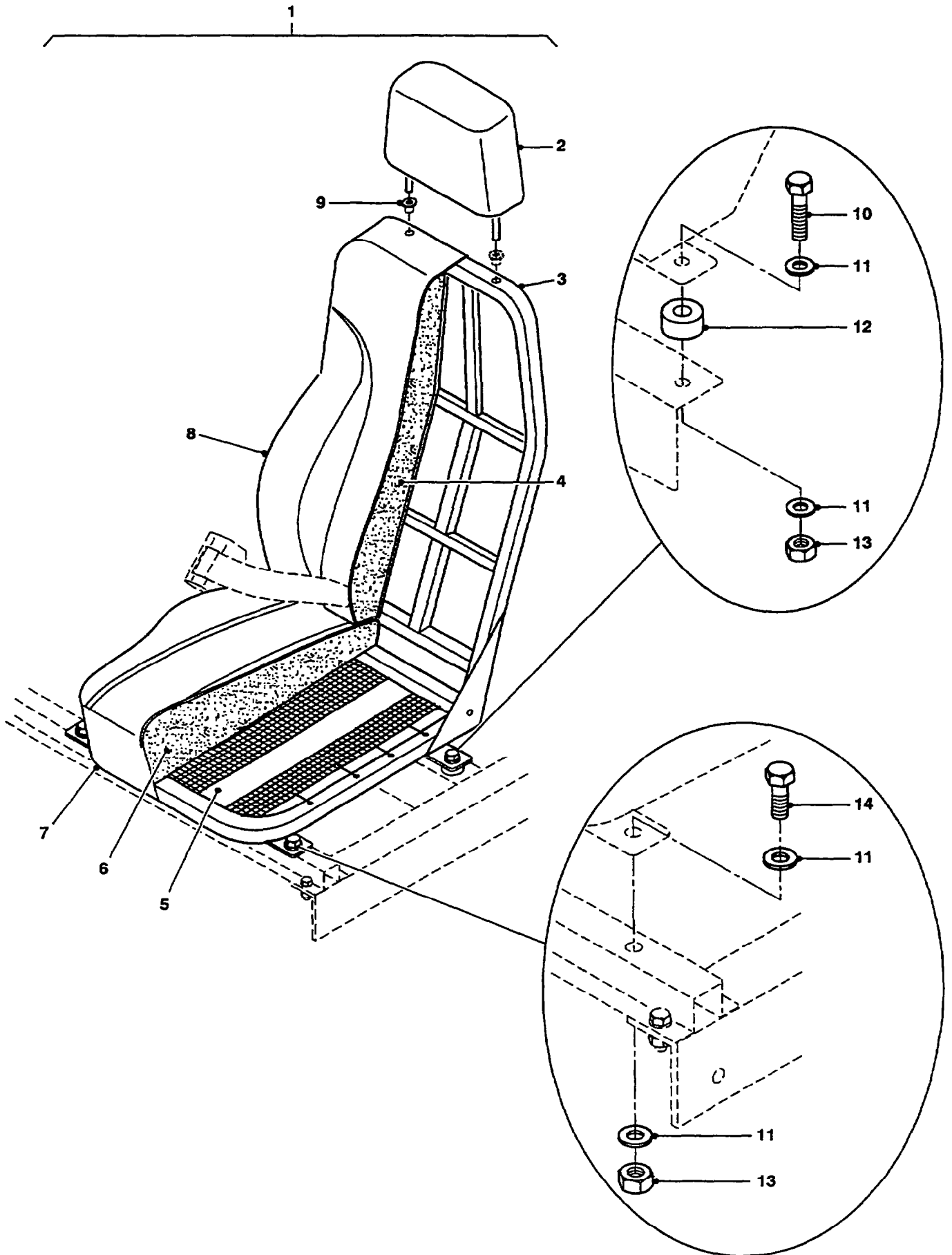
REPAIR PARTS SCALE: 02225

PAGE NO: 35

* GRADE OF REPAIR (LIGHT, MEDIUM OR HEAVY)

GROUP SS

02225



REAR SEAT ASSEMBLY

UNCONTROLLED WHEN PRINTED

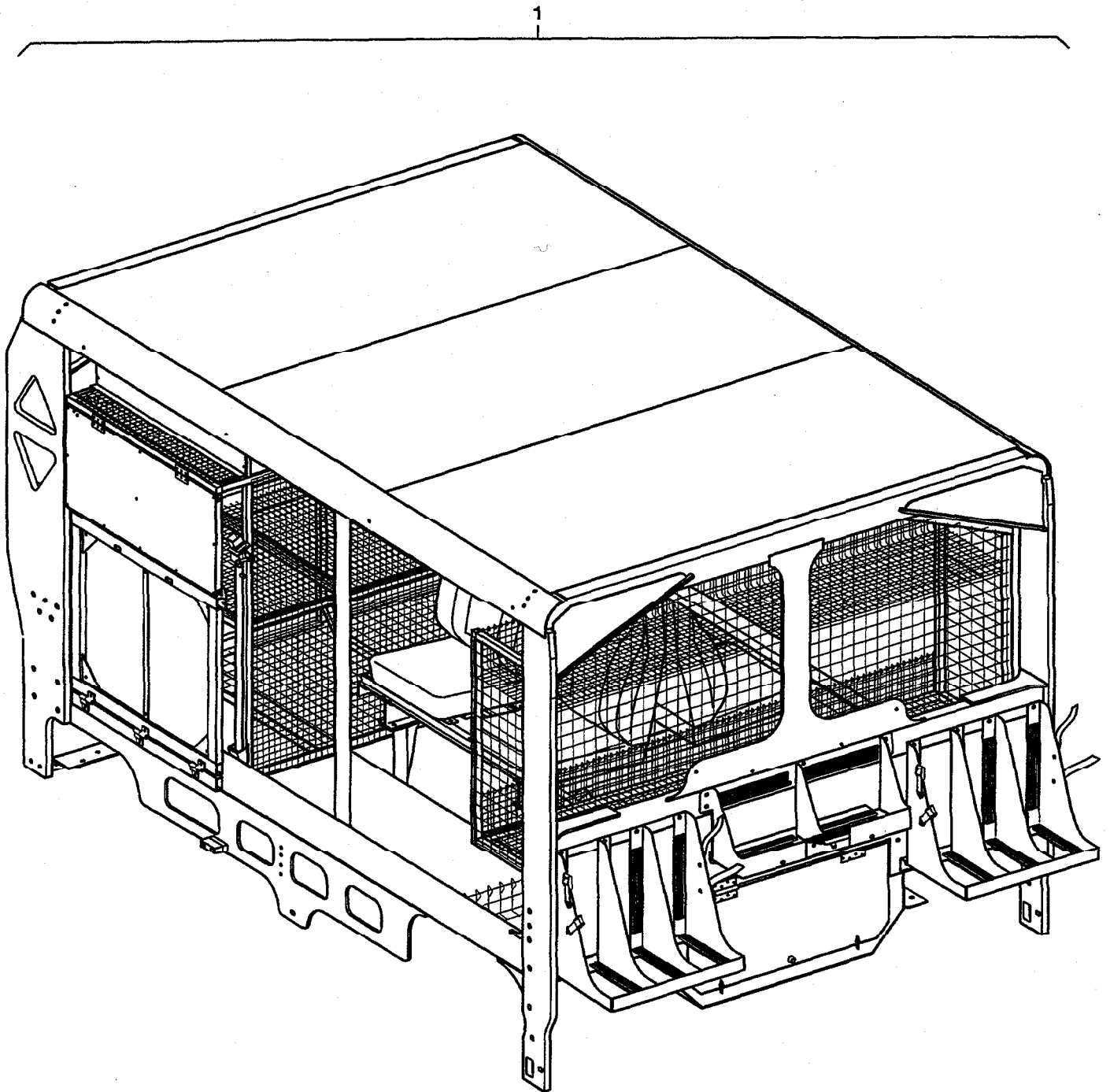
GROUP SS
 TITLE REAR SEAT ASSEMBLY

ITEM NO	DESIGNATION	NSN MANUFACTURER CODE/PART NO SUPPLIER CODE/PART NO	NO OFF	U O	E X	L* M*
				I	P	H*
011	WASHER, FLAT 10.0 MILLIMETRE I.D., ZINC PLATED	Z3522/008561-BA100000 Z5394/WA110061L	32			
012	SPACER, SEAT, POLYURETHANE	Z3522/43-0045 Z5394/FYD0045	8			
013	NUT, SELF-LOCKING, HEXAGON 1SO METRIC, STEEL, ZINC COATED, 10 MM DIA-1.5 MM PITCH, W/NYLON INSERT	Z3522/008562-AE10000M Z5394/NY110041	16			
014	BOLT, HEX HD, M10 BY 30 MM LG, ZINC PLATED, FE/ZN, BLACK	Z3522/008558-BO10030M Z5394/SH110301	8			

* GRADE OF REPAIR (LIGHT, MEDIUM OR HEAVY)

GROUP W

02225



MODULE ASSEMBLY - ASSAULT PIONEER A

UNCONTROLLED WHEN PRINTED

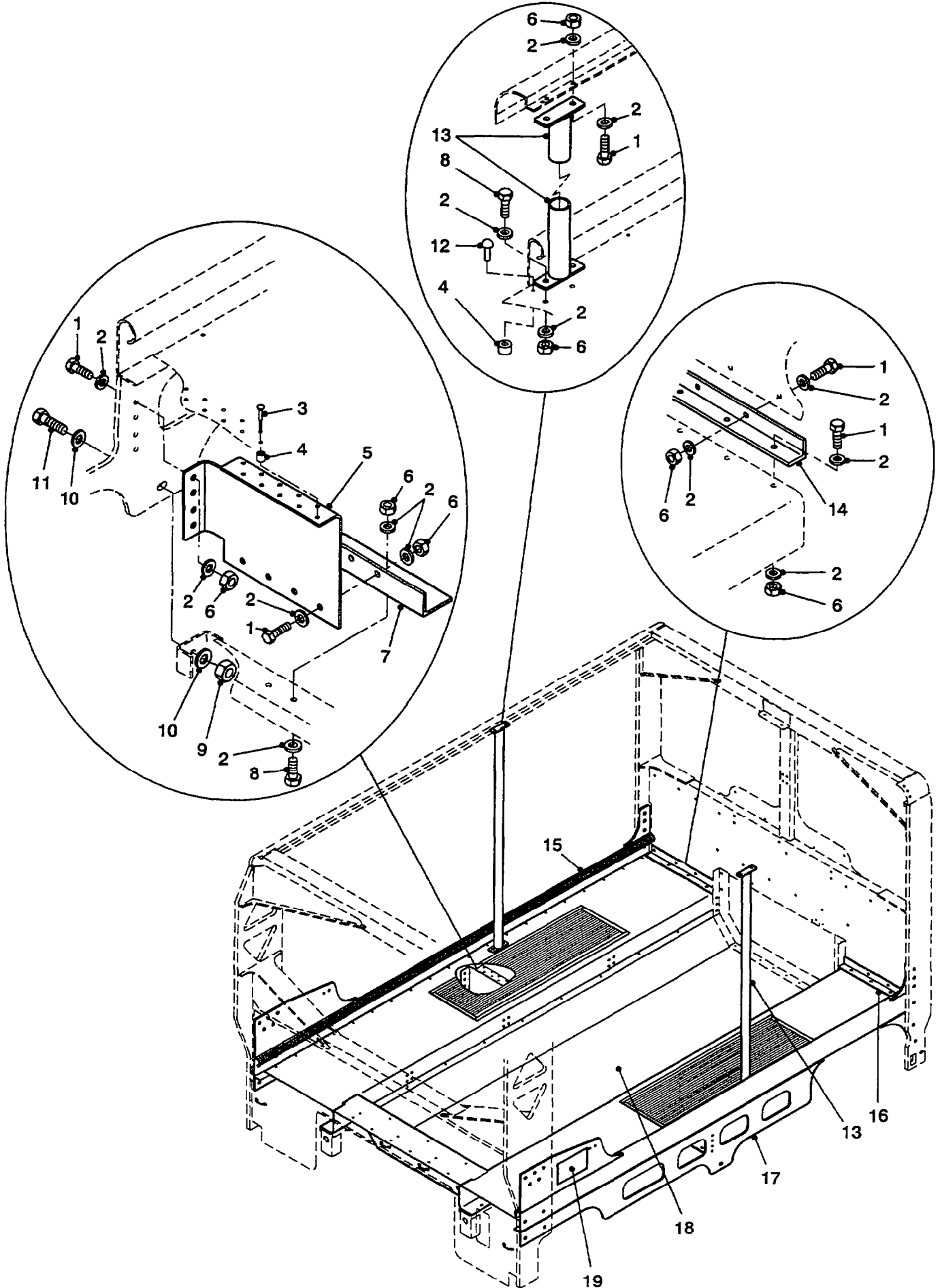
GROUP W
 TITLE MODULE ASSEMBLY - ASSAULT PIONEER

ITEM NO	DESIGNATION	NSN MANUFACTURER CODE/PART NO SUPPLIER CODE/PART NO	NO OFF I	U O I	E X P	L* M* H*
001	MODULE ASSEMBLY, ASSAULT PIONEER (INCLUDES GROUPS SLA, SS, WA TO WC, WE TO WG AND WJ TO WJC)	Z4681/43-1700 Z4681/43-1700	1			

* GRADE OF REPAIR (LIGHT, MEDIUM OR HEAVY)

GROUP WA SHEET 1

02225



FRAME AND FLOOR

UNCONTROLLED WHEN PRINTED

GROUP WA/1
TITLE FRAME AND FLOOR

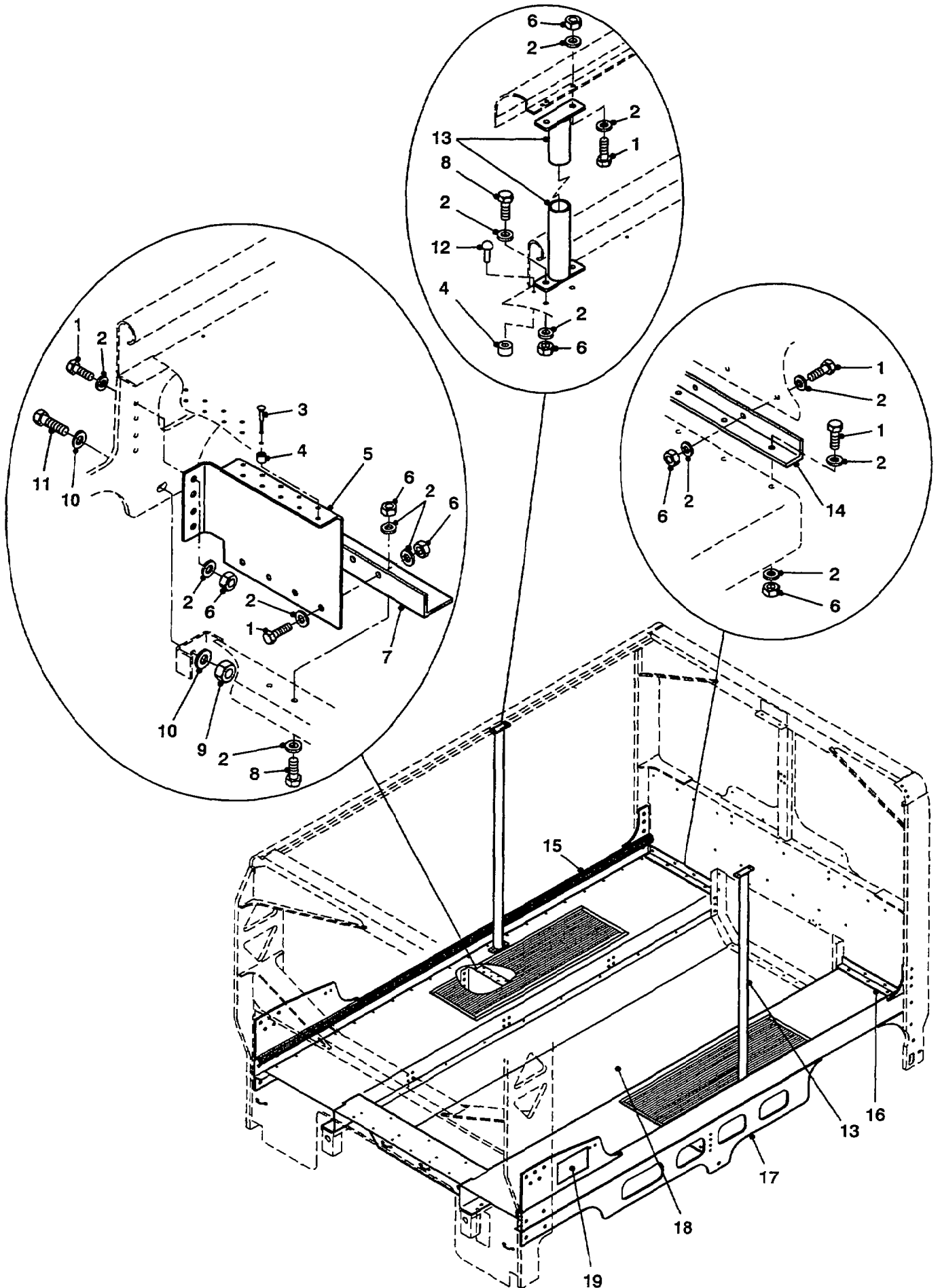
ITEM NO	DESIGNATION	NSN MANUFACTURER CODE/PART NO SUPPLIER CODE/PART NO	NO OFF	U O	E X	L* M* H*
001	BOLT, HEX HD, M10 BY 30 MM LG, ZINC PLATED, BLACK	Z3522/008558-B010030M Z5394/BH110064	32			
002	WASHER, FLAT, STEEL, M10, ZINC PLATED, BLACK	Z3522/008561-BA100000 Z5394/WA110064	80			
003	RIVET, FLUSH HD, 1/4 INCH BY 0.810 INCH LG, STEEL, ZINC PLATED	ZV963/C6L90-R8-4G Z5394/HYM1005	20			
004	COLLAR, FULL, AVDELOK, 1/4 INCH, STEEL, ZINC PLATED	Z1742/2662-0800 Z5394/HYM931	104			
005	GUSSET, UNDER FLOOR, 3.5 MM, ALUMINIUM PLATE, 5083 H321, RIGHT	Z4681/43-0082-1R Z5394/FYD0082/1R	1			
901	GUSSET, UNDER FLOOR, 3.5 MM, ALUMINIUM PLATE, 5083 H321, LEFT	Z4681/43-0082-1L Z5394/FYD0082/1L	2			
006	NUT, SELF LOCKING, HEX, M10, ZINC PLATED, BLACK	Z3522/008562-AE10000M Z5394/NZ110044	40			
007	ANGLE, INTERMEDIATE UNDER FLOOR PLATE TO CHASSIS, 76.2 MM BY 50.8 MM BY 6.35 MM, ALUMINIUM L 6061 T6, 433 MM LG, RIGHT	Z4681/43-1013-2 Z5394/FYD1013/2	2			
008	BOLT, HEX HD, M10 BY 25 MM, ZINC PLATED, BLACK	Z3522/008558-B010025M Z5394/SH110254	8			
009	NUT, NYLOC, M12	Z3522/008562-AE12000M Z5394/NY112061L	2			
010	WASHER, FLAT, M12, 37 MM OD.	Z3522/008561-AC120000 Z5394/WA112061	4			
011	BOLT, HEX HD, M12 BY 40 MM LG, ZINC PLATED, BLACK	Z3522/008558-B012040M Z5394/BH112084	2			
012	RIVET, BRAZIER HD, 1/4 INCH BY 0.312 INCH LG, STEEL, ZINC PLATED	Z1742/2612-0806 Z5394/MYH1007	84			

ISSUE NO: 1 REPAIR PARTS SCALE: 02225 PAGE NO: 38

* GRADE OF REPAIR (LIGHT, MEDIUM OR HEAVY)

GROUP WA SHEET 1

02225



FRAME AND FLOOR

UNCONTROLLED WHEN PRINTED

GROUP WA/1
 TITLE FRAME AND FLOOR

ITEM NO	DESIGNATION	NSN MANUFACTURER CODE/PART NO SUPPLIER CODE/PART NO	NO OFF	U O I	E X P	L* M* H*
013	GRAB HANDLE ASSEMBLY, DIA 48.4 MM BY 4.47 MM THK WALL, ALUMINIUM TUBE, 6061 T6 WITH 6 MM PLATE, 5083 H116 WELDED TO EACH END	Z4681/43-0070 Z5394/FYD0070	2			
014	ANGLE, FLOOR TO REAR ROPS, 50.8 MM BY 50.8 MM BY 6.35 MM, ALUMINIUM, L 5061 T6, 536 MM LG, RIGHT	Z4681/43-1013-5R Z5394/FYD1013/5R	1			
015	SIDE UNDERRUN ASSEMBLY, LEFT	Z4681/43-1010-9L Z5394/FYD1010/9L	1			
016	ANGLE, FLOOR TO REAR ROPS, 50.8 MM BY 50.8 MM BY 6.35 MM, ALUMINIUM, L 6061 T6, 536 MM LG, LEFT	Z4681/43-1013-5L Z5394/FYD1013/5L	1			
017	SIDE UNDERRUN ASSEMBLY, RIGHT	Z4681/43-1010-9R Z5394/FYD1010/9R	1			
018	PRESSING, BELLY, 1.6 MM, ALUMINIUM, 5251 H34, 2770 MM LG.	Z4681/43-0081-1 Z5394/FYD0081/1	1			
019	DECAL, MAX ROOF LOAD, AUTOGRAPH VINYL, BLACK, 205 MM BY 90 MM (REFER SGD 016)	Z3522/008-509 Z5394/GYD509	2			

ISSUE NO: 1

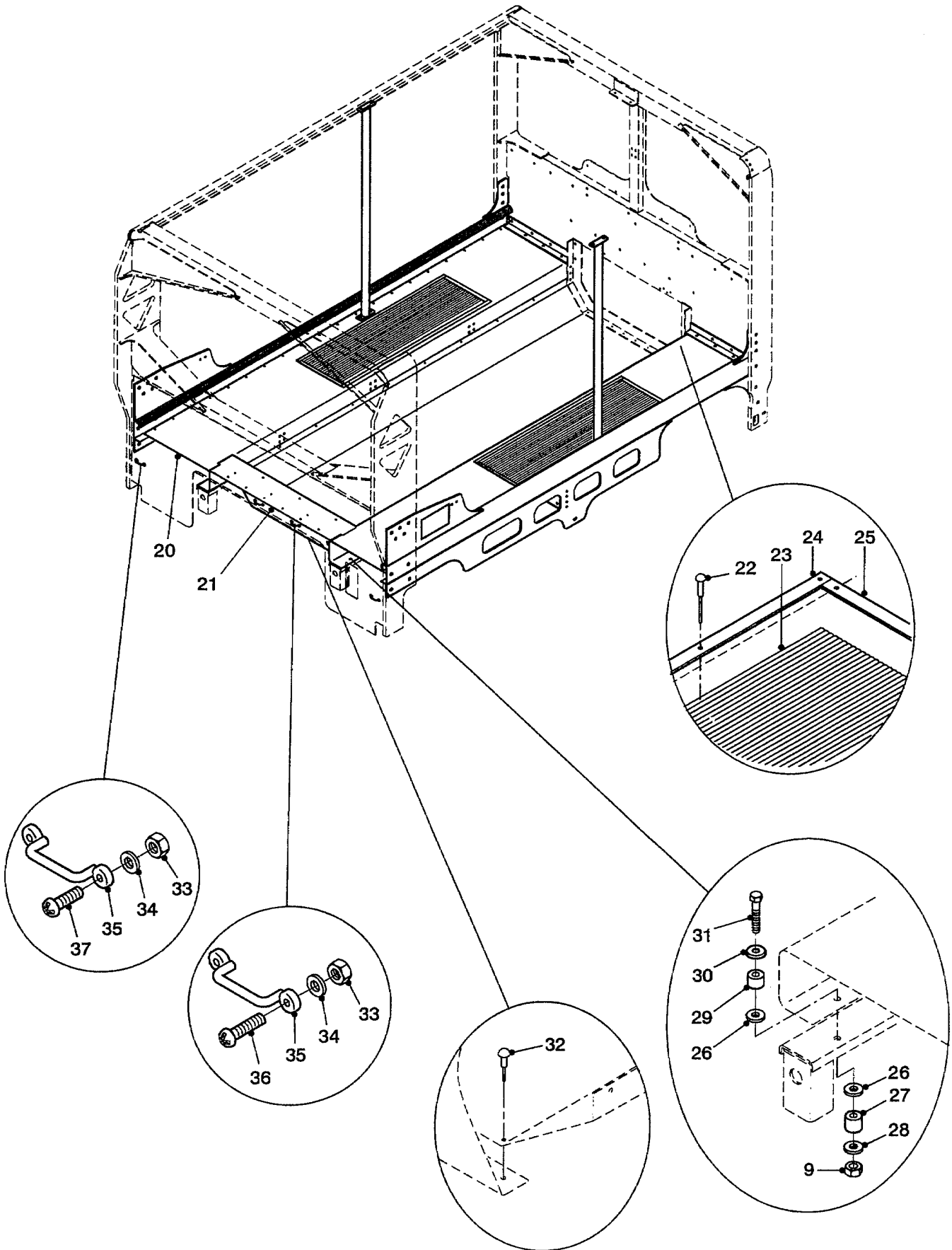
REPAIR PARTS SCALE: 02225

PAGE NO: 39

* GRADE OF REPAIR (LIGHT, MEDIUM OR HEAVY)

GROUP WA SHEET 2

02225



FRAME AND FLOOR

UNCONTROLLED WHEN PRINTED

GROUP WA/2
 TITLE FRAME AND FLOOR

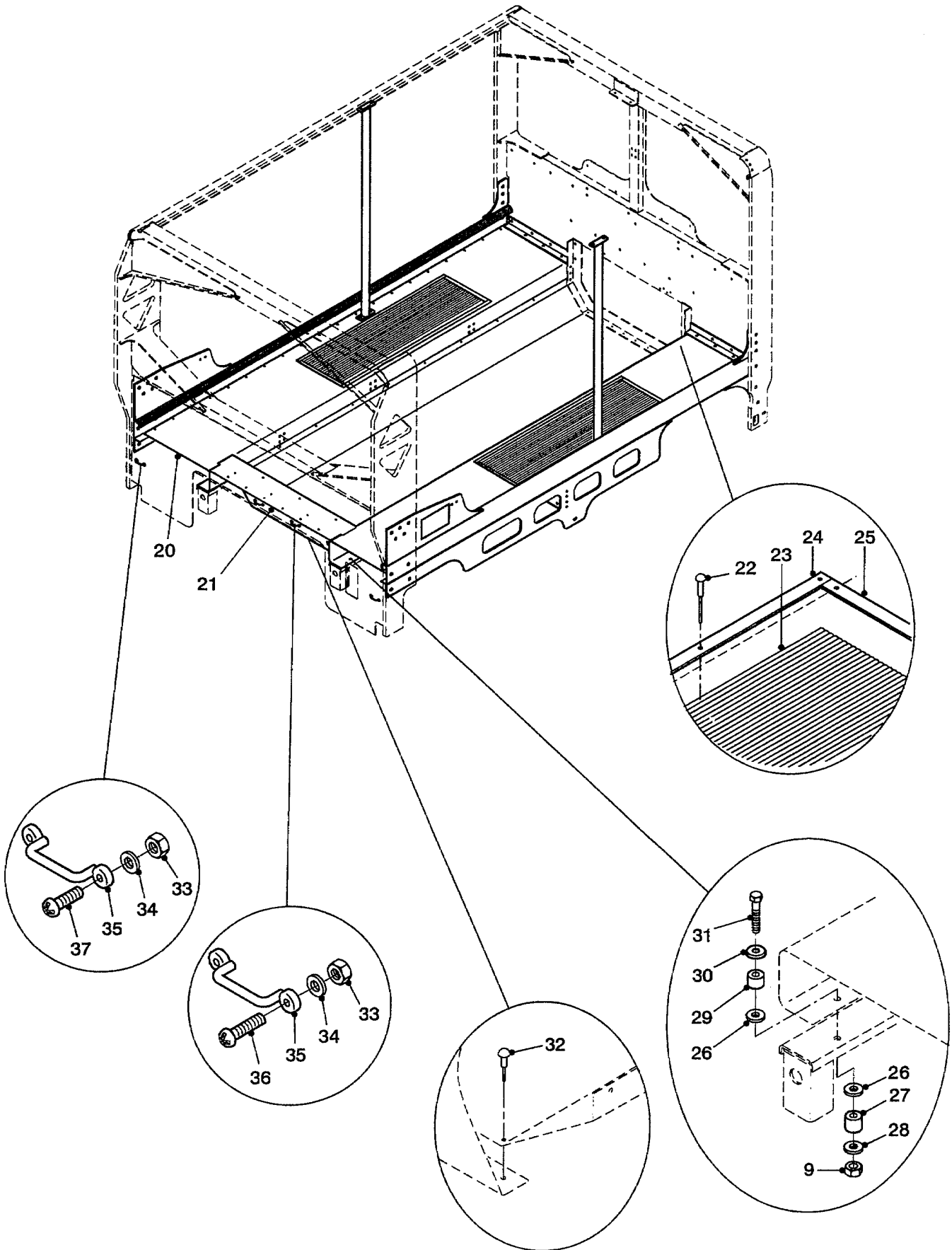
ITEM NO	DESIGNATION	NSN MANUFACTURER CODE/PART NO SUPPLIER CODE/PART NO	NO OFF	U O	E X	L* M* H*
020	PRESSING, FLOOR, 3.5 MM, ALUMINIUM, 5083 H321, 3000 MM LG, RIGHT	Z4681/43-0080-1R Z5394/FYD0080/1R	1			
902	PRESSING, FLOOR, 3.5 MM, ALUMINIUM, 5083 H321, 3000 MM LG, LEFT	Z4681/43-0080-1L Z5394/FYD0080/1L	1			
021	PRESSING, BELLY END, 2 MM, ALUMINIUM SHEET, 5251 H34	Z4681/43-1914 Z5394/FYD1914	1			
022	RIVET, CHERRY, ALUMINIUM, 4.8 BY 14.5 MM	Z1F95/0115-4900 Z5394/RA612373	48			
023	MATTING, RUBBER, PEAK RIBBED, 1320 MM BY 420 MM BY 3.2 MM, 6110 DURO, BLACK (MANUFACTURE FROM WA 906)	/NIL /NIL	2			
903	ADHESIVE SYNTHETIC RUBBER/RESIN, 1/2 PINT 2PART PACK, TIN OF BASE AND BOTTLE OF HARDENER (USED TO SECURE WA 023, WC 026, WF 004, WF 009, WF 021, WF 901 AND WF 902)	8040 99-220-2553 U2215/BOSTIK 2402 Z0775/BOSTIK 2402	1	KT	X	LMH
904	HARDENER, ADHESIVE (USED WITH WA 903)	8040 66-132-1327 Z0775/BOSTIK 9101 Z0775/BOSTIK 9101	1	EA	X	LMH
905	THINNER, ADHESIVE (USED WITH WA 903 AND WA 904)	8040 66-131-2610 Z0775/BOSTIK 9913 Z0775/BOSTIK 9913	1	CN	X	LMH
906	RUBBER SHEET, SOLID RIBBED, BLACK, 10 MR LG, 1200 MM W, 4 MM THK (USE AS REQUIRED)	5330 66-144-6336 Z5394/HYG7748 Z5394/HYG7748	1	EA	X	LMH
024	STRIP, TRIM, TABLE EDGE EXTRUSION, ALUMINIUM ALLOY, 8060 T1, 1320 MM LG.	Z5394/HYG7763 Z5394/HYG7763	4			
025	STRIP, TRIM, TABLE EDGE EXTRUSION, ALUMINIUM ALLOY, 8060 T1, 420 MM LG.	Z5394/HYG7762 Z5394/HYG7762	4			
026	WASHER, FLAT 12 MM ID, EXTRA LARGE OD AND THICKNESS, ZINC PLATED	Z5394/WJ112001 Z5394/WJ112001	24			

ISSUE NO: 1 REPAIR PARTS SCALE: 02225 PAGE NO: 40

* GRADE OF REPAIR (LIGHT, MEDIUM OR HEAVY)

GROUP WA SHEET 2

02225



FRAME AND FLOOR

UNCONTROLLED WHEN PRINTED

GROUP WA/2
TITLE FRAME AND FLOOR

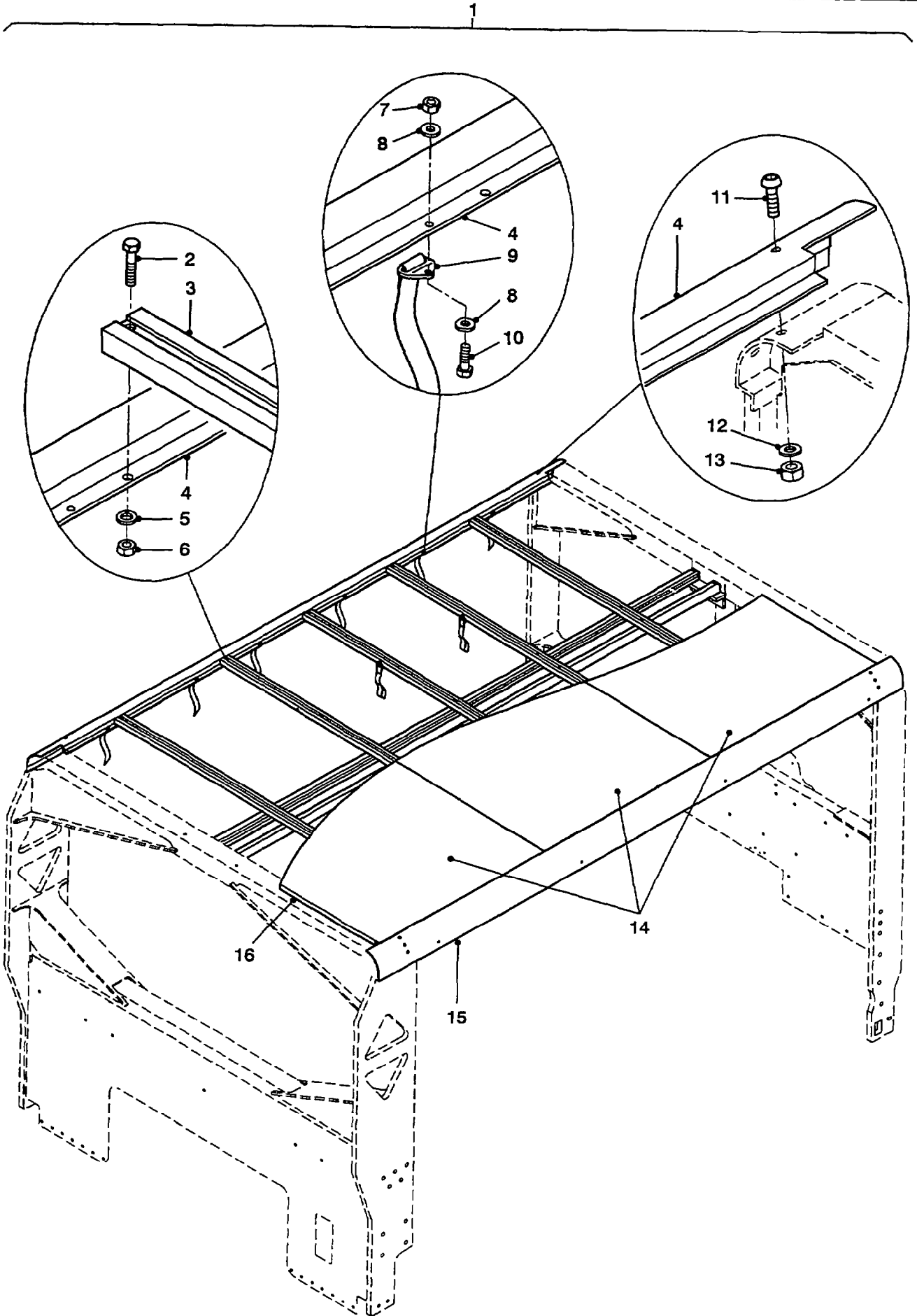
ITEM NO	DESIGNATION	NSN MANUFACTURER CODE/PART NO SUPPLIER CODE/PART NO	NO OFF	U O	E X	L* M* H*
027	MOUNT RESILIENT, 13 MM BY 30 MM BY 23 MM, POLYURETHANE, LOWER	Z3522/MYH3705 Z5394/MYH3705	12			
028	WASHER, 'D'	Z5394/MYH3706 Z5394/MYH3706	6			
029	MOUNT RESILIENT, 13 MM BY 30 MM BY 15 MM, POLYURETHANE, UPPER	Z5394/MYH3701 Z5394/MYH3701	12			
030	WASHER CUPPED, 40 MM BY 12.5 MM	Z5394/MYH3703 Z5394/MYH3703	18			
031	BOLT, HEX HD, M12 BY 65 MM LG, ZINC PLATED	Z5394/BH112131 Z5394/BH112131	12			
032	BOLT, SHOULDER 1/4 IN DIA	5306 66-128-5498 Z1742/2771-0817 Z5394/HYL8931	52	EA	X	LMH
033	NUT, SELF-LOCKING, HEXAGON NYLON INSERT, 5 MM COURSE THD, MEDIUM TENSILE, ZINC PLATED	5310 99-122-5494 Z3522/008562-BE05000M Z5394/NY105041L	10	EA	X	LMH
034	WASHER, FLAT RD, STEEL, ZINC PLATED, 6 MMNOM BOLT SIZE, 12.50 MM OD, 1.60 MM THK	5310 99-122-6474 Z3522/008561-BA050000 Z5394/WA105001L	10	EA	X	LMH
035	BREECHING STAPLE	ZL110/9905 Z5394/HYM1002	5			
036	SCREW, PAN HD, M5 BY 0.8 MM BY 20 MM LG, ZINC PLATED	Z3522/008560-BF05020L Z5394/SE105201	6			
037	SCREW, PAN HD, M5 BY 0.8 MM BY 16 MM LG, ZINC PLATED	Z3522/008560-BF05016L Z5394/SE105161	4			

ISSUE NO: 1 REPAIR PARTS SCALE: 02225 PAGE NO: 41

* GRADE OF REPAIR (LIGHT, MEDIUM OR HEAVY)

GROUP WB SHEET 1

02225



ROOF ASSEMBLY

UNCONTROLLED WHEN PRINTED

GROUP WB/1
TITLE ROOF ASSEMBLY

ITEM NO	DESIGNATION	NSN MANUFACTURER CODE/PART NO SUPPLIER CODE/PART NO	NO OFF	U I	E P	L* M* H*
001	ROOF ASSEMBLY (INCLUDES WB 002 TO WB 010, AND WB 014 TO WB 023)	Z4681/43-1016 Z5394/FYD1016	1			
002	BOLT, HEX HD, M8 BY 40 MM LG, ZINC PLATED, BLACK (ALSO PART OF WB 001)	Z3522/008558-B008040M Z5394/BH108081	10			
003	BOW, CROSS, ROOF, ALUMINIUM EXTRUSION, P1040R, 6061 T6, PARTITION SUPPORTING, 1946 MM LG. (ALSO PART OF WB 001)	Z4681/43-1017-3 Z5394/FYD1017/3	5			
004	CANT RAIL, RH, ALUMINIUM EXTRUSION, U9756R, 6351 T5, 3158 MM LG (ALSO PART OF WB 001)	Z4681/43-1017-1R Z5394/FYD1017/1R	1			
005	WASHER FLAT, M8, ZINC PLATED, BLACK (ALSO PART OF WB 001)	Z3522/008561-BA080000 Z5394/WA108004	28			
006	NUT, SELF LOCKING, HEX, M8, ZINC PLATED, BLACK (ALSO PART OF WB 001)	Z3522/008562-BE08000M Z5394/NY108004	24			
007	NUT, SELF-LOCKING, HEXAGON M6, STEEL, ZINC PLATED, BLACK (ALSO PART OF WB 001)	5310 66-144-6472 Z3522/008562-BE06000M Z5394/NY106044	16	EA	X	LMH
008	WASHER, FLAT M6, STEEL, ZINC PLATED, BLACK (ALSO PART OF WB 001)	5310 66-144-6474 Z3522/008561-BA060000 Z5394/WA106004	28	EA	X	LMH
009	STRAP, WEBBING CANOPY, SIDE TIE-UP (INCLUDES WB 901, WB 902 AND WB 903, ALSO PART OF WB 001)	5340 66-144-6476 Z4681/43-1041 Z5394/FYD1041	12	EA	X	LMH
901	STRAP, WEBBING 400 MM LG, 25 MM W, NYLON (ALSO PART OF WB 009)	5340 66-144-6475 Z4681/43-1041-1 Z4681/43-1041-1	1	EA	X	LMH
902	BUCKLE, RETAINING END, 3 MM, (ALSO PART OF WB 009)	Z4681/43-1041-2 Z4681/43-1041-2	1			
903	BUCKLE PLASTIC, OLIVE DRAB, MALE. 3 PRONG (ALSO PART OF WB 009)	5340 66-144-6477 Z4681/43-1041-3 Z1481/43-1041-3	1	EA	X	LMH

ISSUE NO: 1

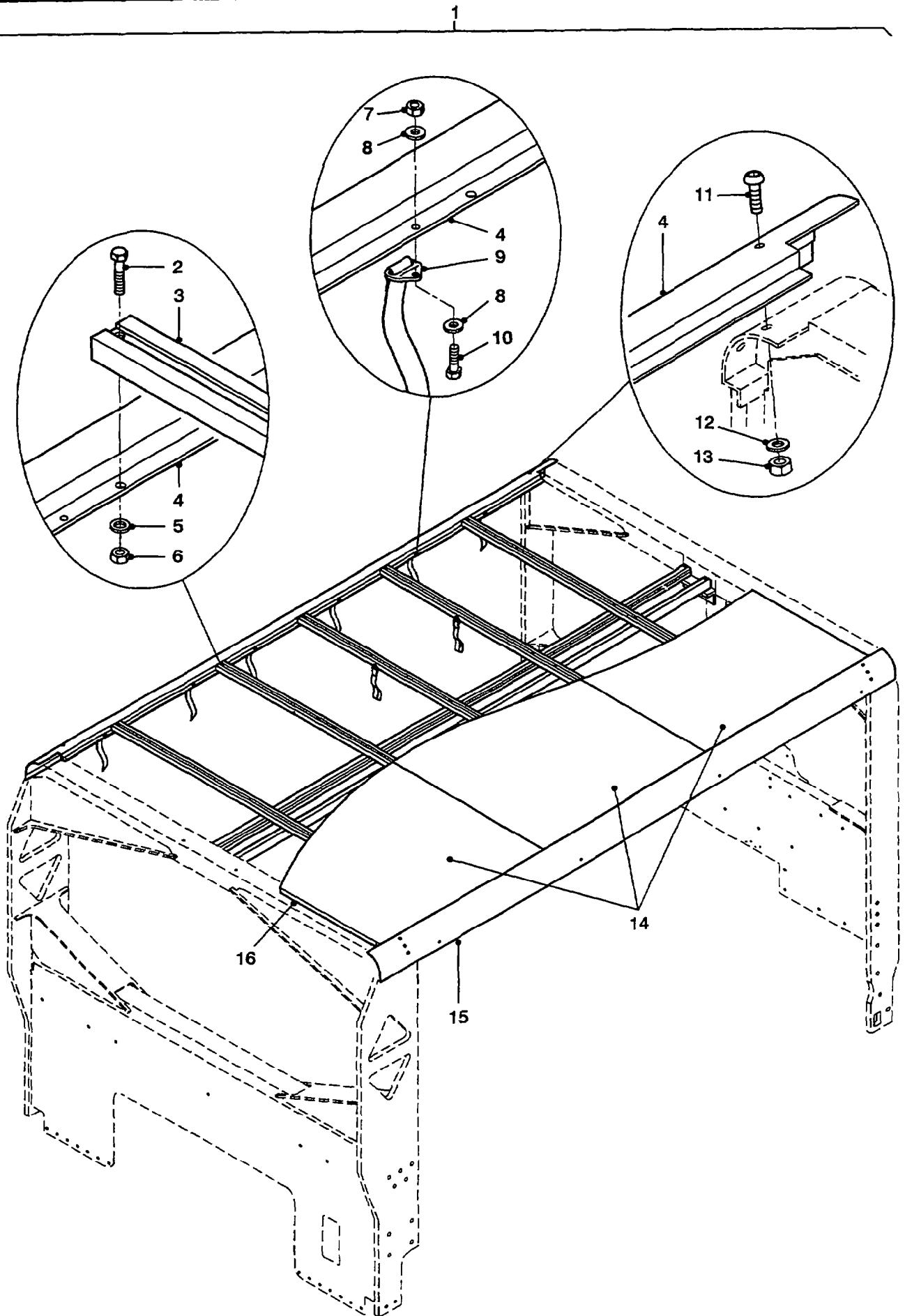
REPAIR PARTS SCALE: 02225

PAGE NO: 42

* GRADE OF REPAIR (LIGHT, MEDIUM OR HEAVY)

GROUP WB SHEET 1

02225



ROOF ASSEMBLY

UNCONTROLLED WHEN PRINTED

GROUP WB/1
TITLE ROOF ASSEMBLY

ITEM NO	DESIGNATION	NSN MANUFACTURER CODE/PART NO SUPPLIER CODE/PART NO	NO OFF	U O	E X	L* M* H*
010	BOLT, MACHINE M6 X 25MM LG, HEX HD, ZINC PLATED BLACK (ALSO PART OF WB 001)	5306 66-144-6369 Z3522/008558-B006025M Z5394/BH106054	12	EA	X	LMH
011	SCREW, BUTTON HEAD, M10 BY 35 MM LG, ZINC PLATED, BLACK	Z3522/008563-BC10035M Z5394/SB110354	12			
012	WASHER, FLAT, M10	Z3522/008561-BA100000 Z5394/WA110001	12			
013	NUT, NYLOC, M10	Z3522/008562-BE10000M Z5394/NY110041	12			
014	SHEET, ROOF, 1.6 MM ALUMINIUM SHEET, 5251 H34, 2000 MM BY 1000 MM (ALSO PART OF WB 001)	Z4681/43-1017-2 Z5394/FYD1017/2	3			
015	CANT RAIL, LH, ALUMINIUM EXTRUSION, U9756R, 6351 T5, 3158 MM LG. (ALSO PART OF WB 001)	Z4681/43-1017-1L Z5394/FYD1017/1L	1			
016	PLASTIC SHEET ROOF INSULATION, C/W ADHESIVE BACKING 2000MM LG X 1000MM W X 10MM THK (ALSO PART OF WB 001)	9330 66-144-6356 Z1J37/LD 45 FR Z1J37/LD 45 FR	3	EA	X	LMH
904	TAPE, MULTIPURPOSE POLYESTER, PRESSURE SENSITIVE, DOUBLE SIDED ADHESIVE, 1370 MM LG BY 220 MM W (USED TO SECURE WB 016 TO WB 014, ALSO PART OF WB 001)	8135 66-144-6691 08333/EZ-8 ZG897/EZ-8	1	RO	X	LMH
905	TAPE, ADHESIVE, 3M VHB, 4949 DOUBLE SIDED, 25 MM W, BLACK, 33 MR LG. (USED TO SECURE WB 014 TO ROOF STRUCTURE, ALSO PART OF WB 001)	U6293/4949 U6293/4949	1			
906	TAPE, SEALANT, WATER PROOF (APPLY TO FRONT AND REAR EDGES OF MIDDLE ROOF SHEET, ALSO PART OF WB 001)	U6293/Y389 U6293/Y389	1			

ISSUE NO: 1

REPAIR PARTS SCALE: 02225

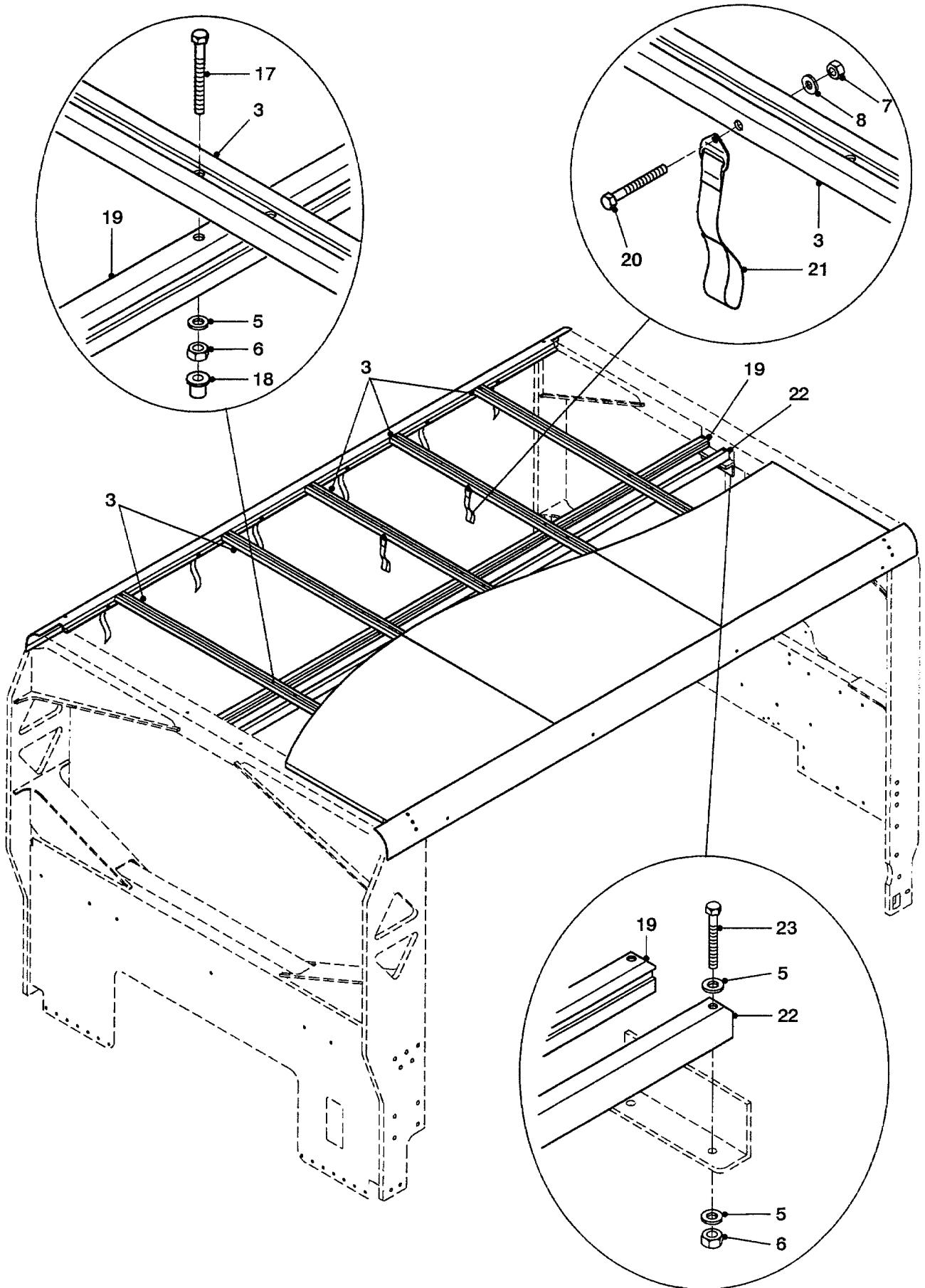
PAGE NO: 43

* GRADE OF REPAIR (LIGHT, MEDIUM OR HEAVY)

GROUP WB SHEET 2

02225

1



ROOF ASSEMBLY

UNCONTROLLED WHEN PRINTED

GROUP WB/2
TITLE ROOF ASSEMBLY

ITEM NO	DESIGNATION	NSN MANUFACTURER CODE/PART NO SUPPLIER CODE/PART NO	NO OFF	U O I	E X P	L* M* H*
017	BOLT, HEX HD, M8 BY 85 MM LG, ZINC PLATED, BLACK (ALSO PART OF WB 001)	Z3522/008558-B008085M Z5394/BH108174	10			
018	CAP, PROTECTIVE, DUST AND MOISTURE SEAL THREAD, RED (USE ON WB 017 AND WB 023, ALSO PART OF WB 001)	5340 66-144-6416 Z1397/CP2S Z5394/HYM1011	14	EA	X	LMH
019	BOW, ROOF, RH, LONGITUDINAL, ALUMINIUM EXTRUSION, P1040R, 6061 T6, 2920 MM LG. (ALSO PART OF WB 001)	Z4681/43-1017-4R Z5394/FYD1017/4R	1			
020	BOLT, HEX HD, M6 BY 65 MM LG, ZINC PLATED, BLACK (ALSO PART OF WB 001)	Z3522/008558-B006065M Z5394/BH106134	4			
021	STRAP, WEBBING COMFORT STRAP, 25 MM W NYLON WEBBING WITH 3 MM M/STEEL BUCKLE (INCLUDES WB 907 AND WB 908, ALSO PART OF WB 001)	5340 66-142-8884 Z4681/43-0071 Z5394/FYD0071	4	EA	X	LMH
907	STRAP, RETAINING, NYLON WEBBING, 25 MM BY 510 MM LG. (ALSO PART OF WB 021)	Z4681/43-0071-1 Z4681/43-0071-1	1			
908	BUCKLE, RETAINING END, 3 MM, MS (ALSO PART OF WB 021)	Z4681/43-0071-2 Z4681/43-0071-2	1			
022	BOW, ROOF, LH, LONGITUDINAL, ALUMINIUM, EXTRUSION, P1040R, 6061 T6, 2920 MM LG. (ALSO PART OF WB 001)	Z4681/43-1017-4L Z5394/FYD1017/4L	1			
023	BOLT, HEX HD, M8 BY 70 MM LG, ZINC PLATED, BLACK (ALSO PART OF WB 001)	Z3522/008558-B008070M Z5394/BH108144	4			

ISSUE NO: 1

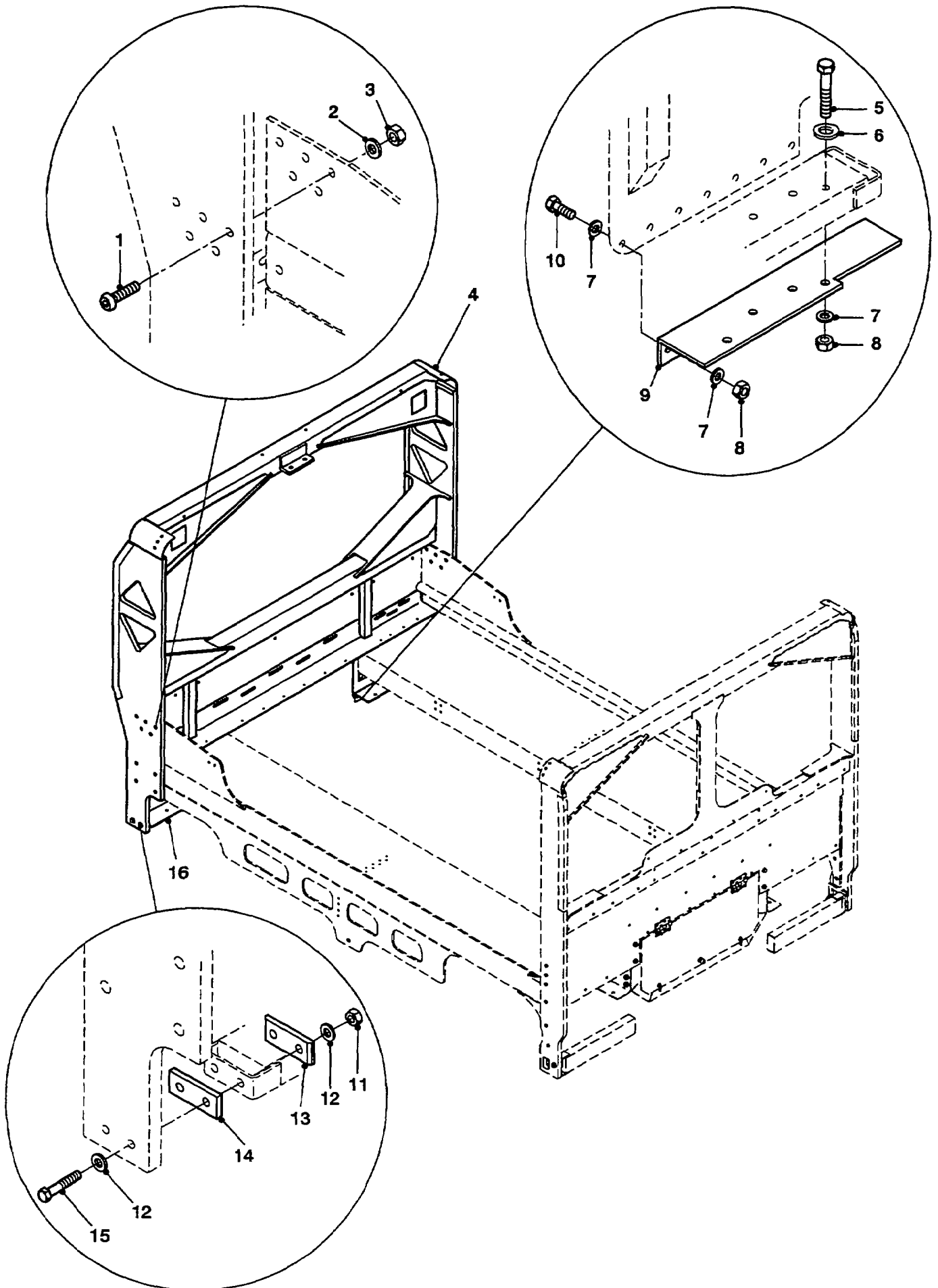
REPAIR PARTS SCALE: 02225

PAGE NO: 44

* GRADE OF REPAIR (LIGHT, MEDIUM OR HEAVY)

GROUP WC SHEET 1

02225



ROLL OVER PROTECTION

UNCONTROLLED WHEN PRINTED

GROUP WC/1
 TITLE ROLL OVER PROTECTION

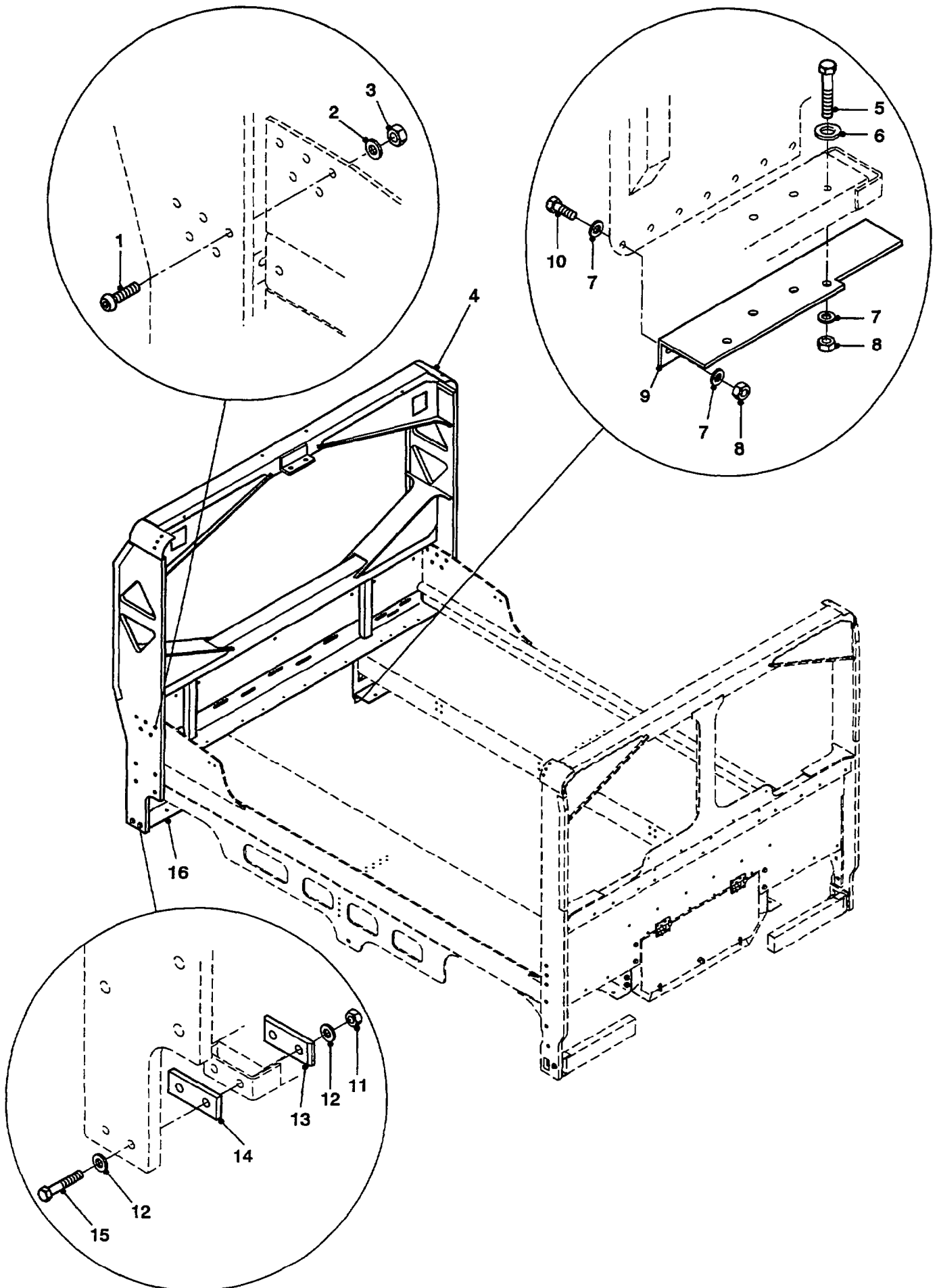
ITEM NO	DESIGNATION	NSN MANUFACTURER CODE/PART NO SUPPLIER CODE/PART NO	NO OFF	U O I	E X P	L* M* H*
001	SCREW, BUTTON HEAD, 5/8 INCH BY 2 1/2 INCH, ZINC PLATED	Z5322/008781-BF100200 Z5394/SB610201	30			
002	WASHER FLAT, 5/8 INCH, ZINC PLATED	Z3522/008561-AA160000 Z5394/WA116101L	30			
003	NUT, SELF LOCKING, HEX, 5/8 INCH, ZINC PLATED, BLACK	Z3522/008782-BG100000 Z5394/NY510044	30			
004	ROPS ASSEMBLY, FRONT, ALUMINIUM, POWDER COATED	Z4681/43-1701 Z5394/FYD1701	1			
901	DECAL, CAUTION, AUTOGRAPH VINYL, BLACK, 250 MM BY 50 MM (REFER SGD 020)	Z3522/008-545 Z5394/GYD545	4			
902	LABEL, WARNING, ROLL CAGE, SELF ADHESIVE, CHROME POLYESTER MYLAR, 110 MM BY 75 MM, RED ON WHITE BACKGROUND (REFER SGD 029)	Z5394/HYG5684 Z5394/HYG5684	4			
005	BOLT, M10 BY 80 MM LG, HEX HD, ZINC PLATED, BLACK	Z3522/008558-B010080M Z5394/BH110164	7			
006	WASHER, FLAT, M10	Z3522/008561-AC100000 Z5394/WC110044	7			
007	WASHER, FLAT, STEEL, M10, ZINC PLATED, BLACK	Z3522/008561-AA100000 Z5394/WA110004	54			
008	NUT, SELF LOCKING, HEX, M10, ZINC PLATED, BLACK	Z3522/008562-AE10000M Z5394/NZ110044	29			
009	ANGLE, SUPPORT, FRONT WALL, 101.6 MM BY 50.8 MM BY 6.35 MM, ALUMINIUM L 6061 T6, 459 MM LG, RIGHT	Z4681/43-1003-5 Z5394/FYD1003/5	1			
010	BOLT, HEX HD, M10 BY 30 MM LG, ZINC PLATED, BLACK	Z3522/008558-B010030M Z5394/BH110064	24			

ISSUE NO: 1 REPAIR PARTS SCALE: 02225 PAGE NO: 45

* GRADE OF REPAIR (LIGHT, MEDIUM OR HEAVY)

GROUP WC SHEET 1

02225



ROLL OVER PROTECTION

UNCONTROLLED WHEN PRINTED

GROUP WC/1
 TITLE ROLL OVER PROTECTION

ITEM NO	DESIGNATION	NSN MANUFACTURER CODE/PART NO SUPPLIER CODE/PART NO	NO OFF	U O	E X	L* M* H*
011	NUT, SELF LOCKING, HEX, M12, ZINC PLATED, BLACK	Z3522/008562-AE12000M Z5394/NY112044	6			
012	WASHER, FLAT, STEEL, M12, ZINC PLATED, BLACK	Z3522/008561-AA120000 Z5394/WJ112004	10			
013	PLATE, LOCATING, 99.5 MM BY 40 MM BY 8 MM	Z3522/008-464 Z5394/GYD464	2			
014	SPACER, FRONT OUTRIGGER, 100 MM BY 40 MM BY 10 MM THICK, ALUMINIUM 5083-H116 (USE AS REQUIRED TO ENSURE MODULE IS MOUNTED SQUARELY ON CHASSIS)	Z4681/43-0097-1 Z5394/FYD0097/1	1			
903	SPACER, FRONT OUTRIGGER, 100 MM BY 40 MM BY 5 MM THICK, ALUMINIUM 5083-H116 (USE AS REQUIRED)	Z4681/43-0097-2 Z5394/FYD0097/2	1			
904	SPACER, FRONT OUTRIGGER, 100 MM BY 40 MM BY 2 MM THICK, ALUMINIUM 5083-H116 (USE AS REQUIRED)	Z4681/43-0097-3 Z5394/FYD0097/3	1			
905	SPACER, FRONT OUTRIGGER, 100 MM BY 40 MM BY 1 MM THICK, ALUMINIUM 5083-H116 (USE AS REQUIRED)	Z4681/43-0097-4 Z5394/FYD0097/4	1			
015	BOLT, HEX HD, M12 BY 70 MM LG, ZINC PLATED, BLACK	Z3522/008558-A012070M Z5394/BH112144	6			
016	ANGLE, SUPPORT, FRONT WALL, 101.6 MM BY 50.8 MM BY 6.35 MM, ALUMINIUM L 6061 T6, 459 MM LG, LEFT	Z4681/43-1003-4 Z5394/FYD1003/4	1			

ISSUE NO: 1

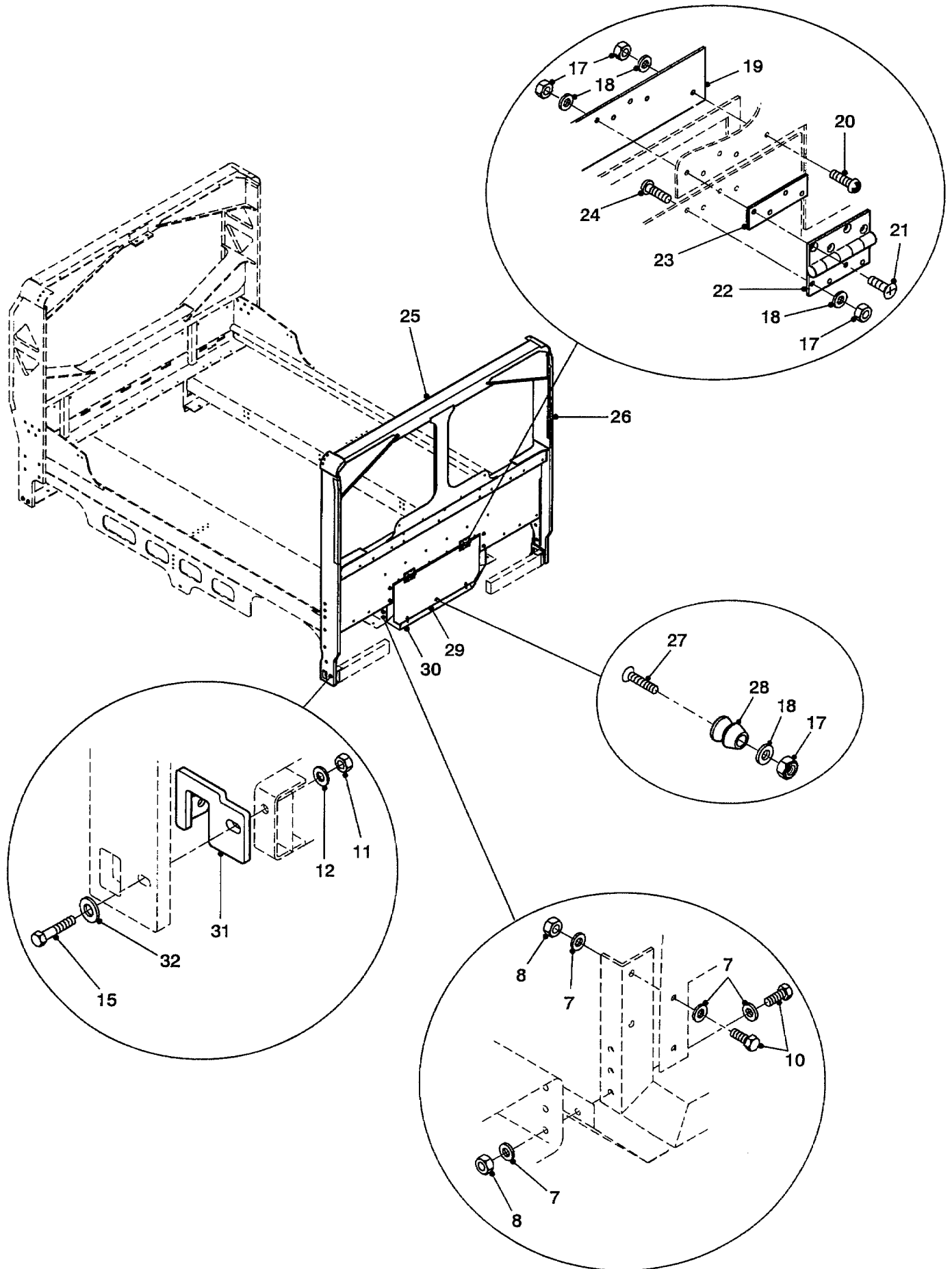
REPAIR PARTS SCALE: 02225

PAGE NO: 46

* GRADE OF REPAIR (LIGHT, MEDIUM OR HEAVY)

GROUP WC SHEET 2

02225



ROLL OVER PROTECTION

UNCONTROLLED WHEN PRINTED

GROUP WC/2
 TITLE ROLL OVER PROTECTION

ITEM NO	DESIGNATION	NSN MANUFACTURER CODE/PART NO SUPPLIER CODE/PART NO	NO OFF	U O	E X	L* M* H*
017	NUT, SELF LOCKING, HEX, M6, ZINC PLATED, BLACK	Z3522/008562-BE06000M Z5394/NZ106044	21			
018	WASHER, FLAT, STEEL, M6, ZINC PLATED, BLACK	Z3522/008561-BA060000 Z5394/WA106044	21			
019	SEAL, REAR DOOR, 3.5 MM, ALUMINIUM 5083 H321 (USED WITH WC 906 AND WC 907)	Z4681/43-1015-3 Z5394/FYD1015/3	1			
906	CALKING COMPOUND (USED TO SEAL WC 019)	8030 00-180-6339 Z1600/245 Z1600/245	1	CA	X	LMH
907	RUBBER ROUND SECTION CLOSED CELL, ETHYLENE PROPYLENE DIENE MONOMER (EPDM) 8 MM DIA (USE AS REQUIRED, USED WITH WC 019 AND WC 906)	9320 66-112-8927 Z5U12/RE42 Z5U12/RE42	1	MR	X	LMH
020	SCREW, RECESSED PAN HD, M6 BY 20 MM LG, ZINC PLATED, BLACK	Z3522/008560-BF06020L Z5394/SE106204	4			
021	SCREW, COUNTERSUNK, CROSS TIP, M6 BY 25 MM LG, ZINC PLATED, BLACK	Z3522/008560-BB06025L Z5394/SF106254	8			
022	HINGE, BUTT ALUMINIUM	5340 66-144-6333 ZL110/HD2 Z5394/HYM933	2	EA	X	LMH
023	PLATE, SHIM, REAR DOOR, 4 MM THK PLATE, ALUMINIUM 5083 H321, 100 MM LG, 30 MM W.	Z3522/008-513 Z5394/GYD513	2			
024	SCREW, COUNTERSUNK, CROSS TIP, M6 BY 16 MM LG, ZINC PLATED, BLACK	Z3522/008560-BB06016L Z5394/SE106164	8			
025	ROPS ASSEMBLY, REAR, ALUMINIUM, POWDER COATED	Z4681/43-1005 Z5394/FYD1005	1			
026	CLOTH, DUCK COTTON/POLYESTER, CORESPUN, 280 GSM, 183 CM W, DISRUPTIVE PATTERN, PRINTED (USE AS REQUIRED, USE WA 903 TO WA 905 TO SECURE)	8305 66-125-2329 Z0083/ADE (M) 143 Z0083/ADE (M) 143	1	MR	X	MH

ISSUE NO: 1

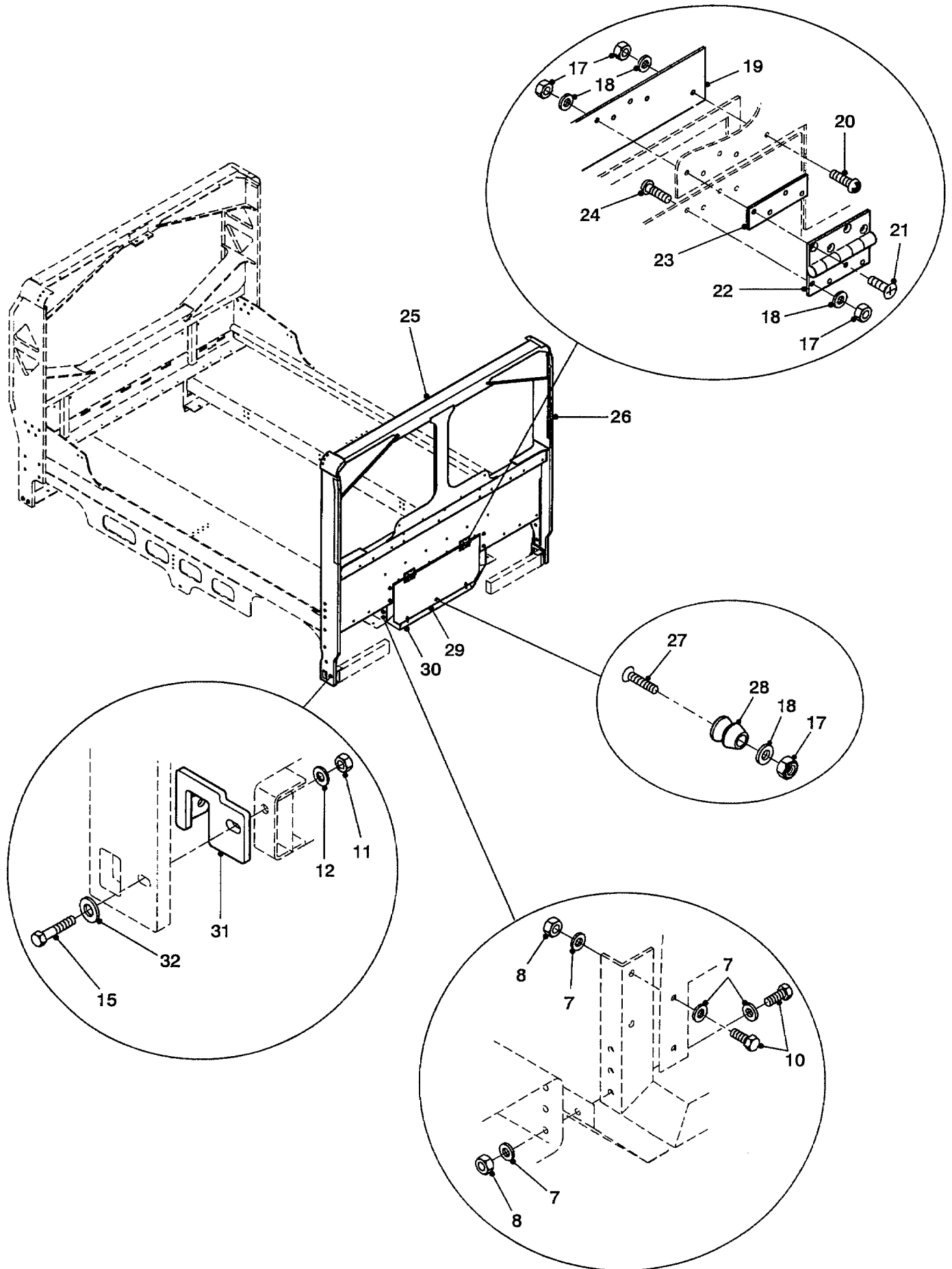
REPAIR PARTS SCALE: 02225

PAGE NO: 47

* GRADE OF REPAIR (LIGHT, MEDIUM OR HEAVY)

GROUP WC SHEET 2

02225



ROLL OVER PROTECTION

UNCONTROLLED WHEN PRINTED

GROUP WC/2
 TITLE ROLL OVER PROTECTION

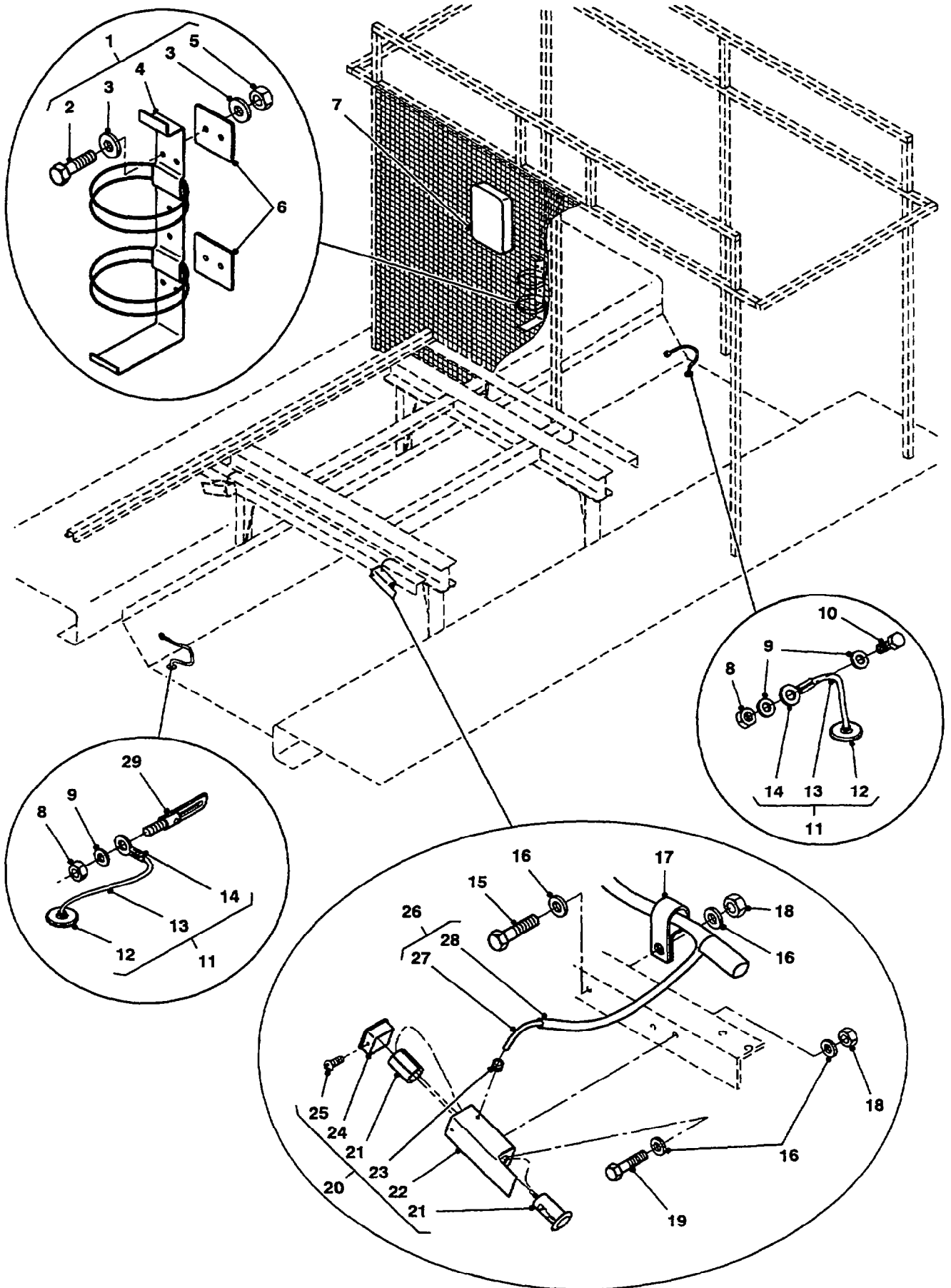
ITEM NO	DESIGNATION	NSN MANUFACTURER CODE/PART NO SUPPLIER CODE/PART NO	NO OFF	U O	E X	L* M* H*
027	SCREW, COUNTERSUNK, M6 BY 25 MM LG, ZINC PLATED, BLACK	Z3522/008560-BB06030L Z5394/SF106304	1			
028	RECEPTACLE NYLON, MALE	5340 66-144-6481 Z1Y18/0666/002 Z5394/HYM940	1	EA	X	LMH
029	STRAP, WEBBING 400 MM LG, 25 MM W, NYLON	5340 66-144-6475 Z4681/43-1015-2 Z5394/FYD1015/2	1	EA	X	LMH
030	ANGLE, SUPPORT, REAR DOOR, 76.2 MM BY 50.6 MM BY 6.35 MM, ALUMINIUM L 6061 T6	Z4681/43-1015-1 Z5394/FYD1015/1	1			
031	PACKER, MODULE, HIGH LIFT JACK, 10 MM ALUMINIUM PLATE WITH TWO 5 MM SAFETY LUGS WELDED ON, LEFT	Z4681/43-0096 Z5394/FYD0096	1			
908	PACKER, MODULE, HIGH LIFT JACK, 10 MM ALUMINIUM PLATE WITH TWO 5 MM SAFETY LUGS WELDED ON, RIGHT	Z4681/43-0095 Z5394/FYD0095	1			
032	WASHER, FLAT, M12, OD, 37 MM	Z3522/008561-AC120000 Z5394/WJ112001	2			

ISSUE NO: 1 REPAIR PARTS SCALE: 02225 PAGE NO: 48

* GRADE OF REPAIR (LIGHT, MEDIUM OR HEAVY)

GROUP WE

02225



INTERIOR FITTINGS - MODULE

UNCONTROLLED WHEN PRINTED

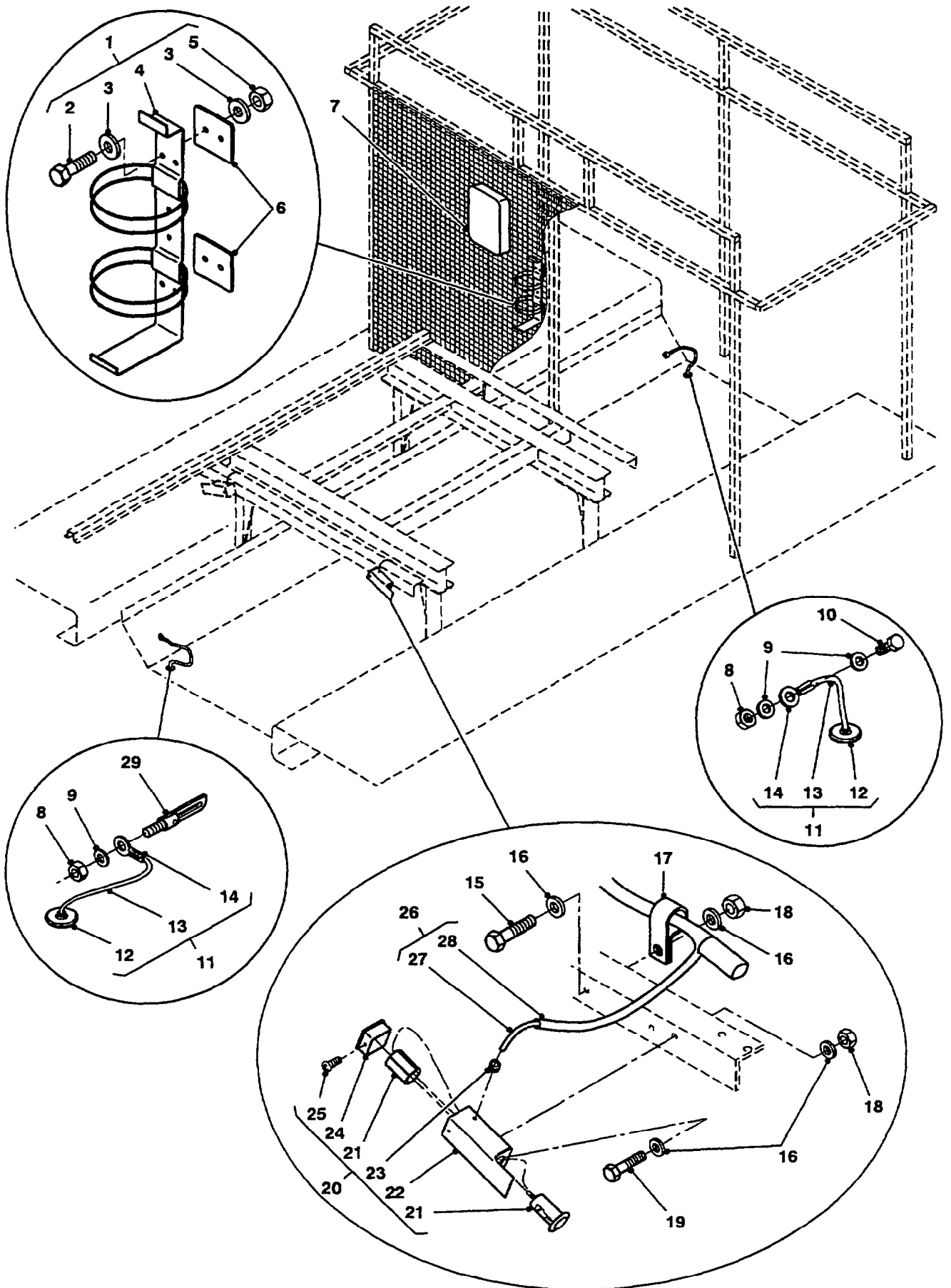
GROUP WE
 TITLE INTERIOR FITTINGS - MODULE

ITEM NO	DESIGNATION	NSN MANUFACTURER CODE/PART NO SUPPLIER CODE/PART NO	NO OFF	U O	E X	L* M* H*
001	FIRE EXTINGUISHER BRACKET MOUNT ASSEMBLY (INCLUDES WE 002 TO WE 006)	Z3522/008-307 Z5394/GYD307	1			
002	SCREW, HEXAGON HEAD ISO METRIC, STEEL, HEX HD, ZINC COATED, 5 MM BY 20 MM LG (ALSO PART OF WE 001)	5305 66-128-4906 Z3522/008558-B005020M Z5394/SH105201	4	EA	X	LMH
003	WASHER, FLAT ROUND, STEEL, ZINC PLATED, 5 MM BOLT SIZE (ALSO PART OF WE 001)	5310 99-122-3032 Z3522/008561-BA050000 Z5394/WA105001	8	EA	X	LMH
004	BRACKET ASSEMBLY, FIRE EXTINGUISHER, DOUBLE STRAP (ALSO PART OF WE 001)	Z3522/008-965 Z5394/GYD965	1			
005	NUT, NYLOC, M5 (ALSO PART OF WE 001)	Z3522/008562-BE05000M Z5394/NY105041	4			
006	BRACKET, STEEL, 3 MM SHEET, 55 MM BY 50 MM, OLIVE DRAB (USE WE 001)	/NIL /NIL	2			
007	PAD, OCCUPANT 300 MM X 200 MM (USED ON FRONT CAGE)	2540 66-144-6492 Z5186/27-521 Z5394/GYD741	2	EA	X	LMH
901	PAD, OCCUPANT 250 MM X 150 MM (USED ON REAR CAGE)	2540 66-144-6385 Z5186/27-522 Z5394/GYD742	2	EA	X	LMH
008	NUT, SELF LOCKING, HEX, M8, ZINC PLATED, BLACK	Z3522/008562-BE08000M Z5394/NY108044	4			
009	WASHER, FLAT, M8, ZINC PLATED, BLACK	Z3522/008561-BA080000 Z5394/WA108044	6			
010	BOLT, HEX HD, M8 BY 20 MM	Z3522/008558-B008020M Z5394/BH108041	2			
011	GROMMET, NONMETALLIC CORD ASSEMBLY, ANTENNA (INCLUDES WE 012 TO WE 014)	5325 66-128-5344 Z5394/HYG3262 Z5394/HYG3262	4	EA	X	LMH
012	GROMMET (USE WE 011)	/NIL /NIL	1			

* GRADE OF REPAIR (LIGHT, MEDIUM OR HEAVY)

GROUP WE

02225



INTERIOR FITTINGS - MODULE

UNCONTROLLED WHEN PRINTED

GROUP WE
 TITLE INTERIOR FITTINGS - MODULE

ITEM NO	DESIGNATION	NSN MANUFACTURER CODE/PART NO SUPPLIER CODE/PART NO	NO OFF	U O	E X	L* M* H*
013	CABLE (USE WE 011)	/NIL /NIL	1			
014	TERMINAL, LUG (USE WE 011)	/NIL /NIL	1			
015	SCREW, HEX HD, M6 BY 20 MM LG, ZINC PLATED, FE/ZN, BLACK	Z3522/008559-B006020M Z5394/SH106204	4			
016	WASHER, FLAT, M6, ZINC PLATED, FE/ZN, BLACK	Z3522/008561-BA060000 Z5394/WA106044	12			
017	'P' CLIP	Z5394/MYH2697 Z5394/MYH2697	4			
018	NUT, SELF LOCKING, HEX, M6, ZINC PLATED, FE/ZN, BLACK	Z3522/008562-BE06000M Z5394/NZ106044	8			
019	SCREW, HEX HD, M6 BY 25 MM LG.	Z3522/008559-B006025M Z5394/SH106251	4			
020	CIGARETTE LIGHTER ASSEMBLY (INCLUDES WE 021 TO WE 025)	Z3522/008-964 Z5394/GYD964	2			
021	HOUSING, CIGARETTE LIGHTER 12 V (ALSO PART OF WE 020)	2540 66-140-7487 Z1G21/CL12L Z5394/HYM1009	1	EA	X	LMH
022	BRACKET, CIGARETTE LIGHTER (ALSO PART OF WE 020)	Z3522/008-211 Z5394/GYD211	1			
023	GROMMET, CABLE (ALSO PART OF WE 020)	Z0R70/152-331 Z5394/HYM934	1			
024	CAP, PLASTIC, BLACK (ALSO PART OF WE 020)	Z1W34/PN78X40 Z5394/HYM1008	1			
025	SCREW, RECESSED PAN HD, STEEL, ZINC PLATED, 8G BY 10 MM LG. (ALSO PART OF WE 020)	Z3522/008744-AA080010 Z5394/AB108031	1			

ISSUE NO: 1

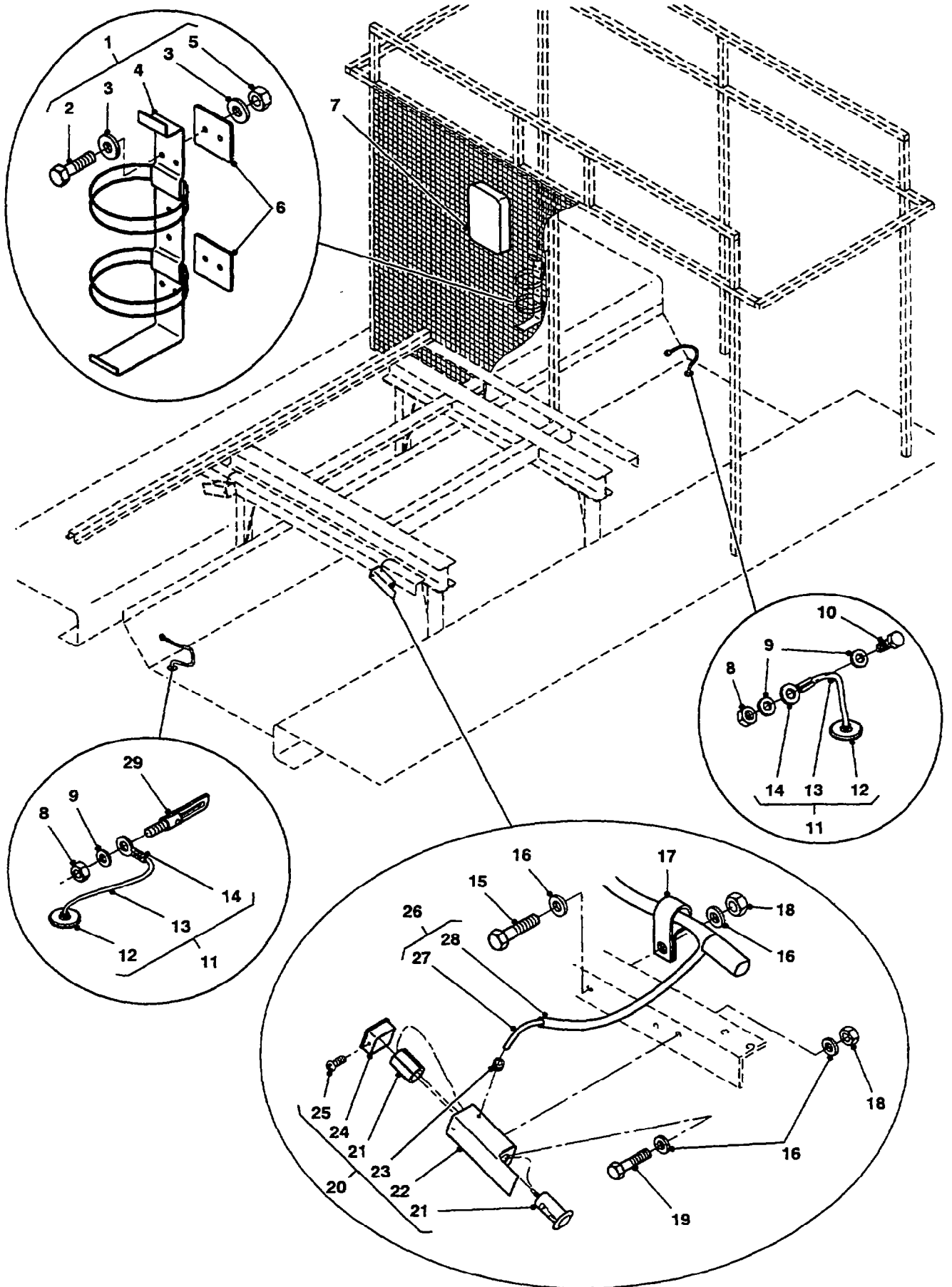
REPAIR PARTS SCALE: 02225

PAGE NO: 50

* GRADE OF REPAIR (LIGHT, MEDIUM OR HEAVY)

GROUP WE

02225



INTERIOR FITTINGS - MODULE

UNCONTROLLED WHEN PRINTED

GROUP WE
TITLE INTERIOR FITTINGS - MODULE

ITEM NO	DESIGNATION	NSN MANUFACTURER CODE/PART NO SUPPLIER CODE/PART NO	NO OFF	U O	E X	L* M* H*
026	CABLE, CIGARETTE LIGHTER ASSEMBLY (INCLUDES WE 027, WE 902 TO WE 904 AND WE 028)	Z3522/008-502 Z5394/GYD502	1			
027	WIRE, 26/0.32, PURPLE (USE WE 026)	/NIL /NIL	1			
902	TERMINAL, QUICK DISCONNECT (ALSO PART OF WE 026)	5940 66-102-4112 Z0220/H2743 Z5394/HYM964	2EA		X	LMH
903	INSULATION SLEEVING, ELECTRICAL, SPECIAL PURPOSE PVC, CLEAR, 33.0 MM LG., 4.6 MM OD (ALSO PART OF WE 026)	5970 66-128-4715 Z0220/H2806 Z5394/AYG9120	2EA		X	LMH
904	FERRULE, ELECTRICAL CONDUCTOR BULLET, BRASS, CRIMP, 12.7 MM LG, 4.7 MM OD (ALSO PART OF WE 026)	5940 66-128-4737 Z0220/H2721 Z5394/MYH2565	1EA		X	LMH
905	STRAP, LINE SUPPORTING	5340 99-618-3776 Z3663/T50L Z5394/MYH1940	1EA		X	LMH
906	STRAP, LINE SUPPORTING NYLON	5340 66-128-4558 Z3663/T18R Z5394/MYH1968	7EA		X	LMH
907	GROMMET, NONMETALLIC RUBBER	5325 66-128-4578 Z5394/MYH3345 Z5394/MYH3345	1EA		X	LMH
908	'P' CLIP	Z5394/HYG6625 Z5394/HYG6625	1			
028	TUBING, PVC, 4 MM, BLACK, 1750 MM LG. (ALSO PART OF WE 026)	Z3914/H29116 Z3914/H29116	1			
029	FASTENER, ANTI-LUCE, M8	Z3522/008-080 Z5394/HYM937	2			

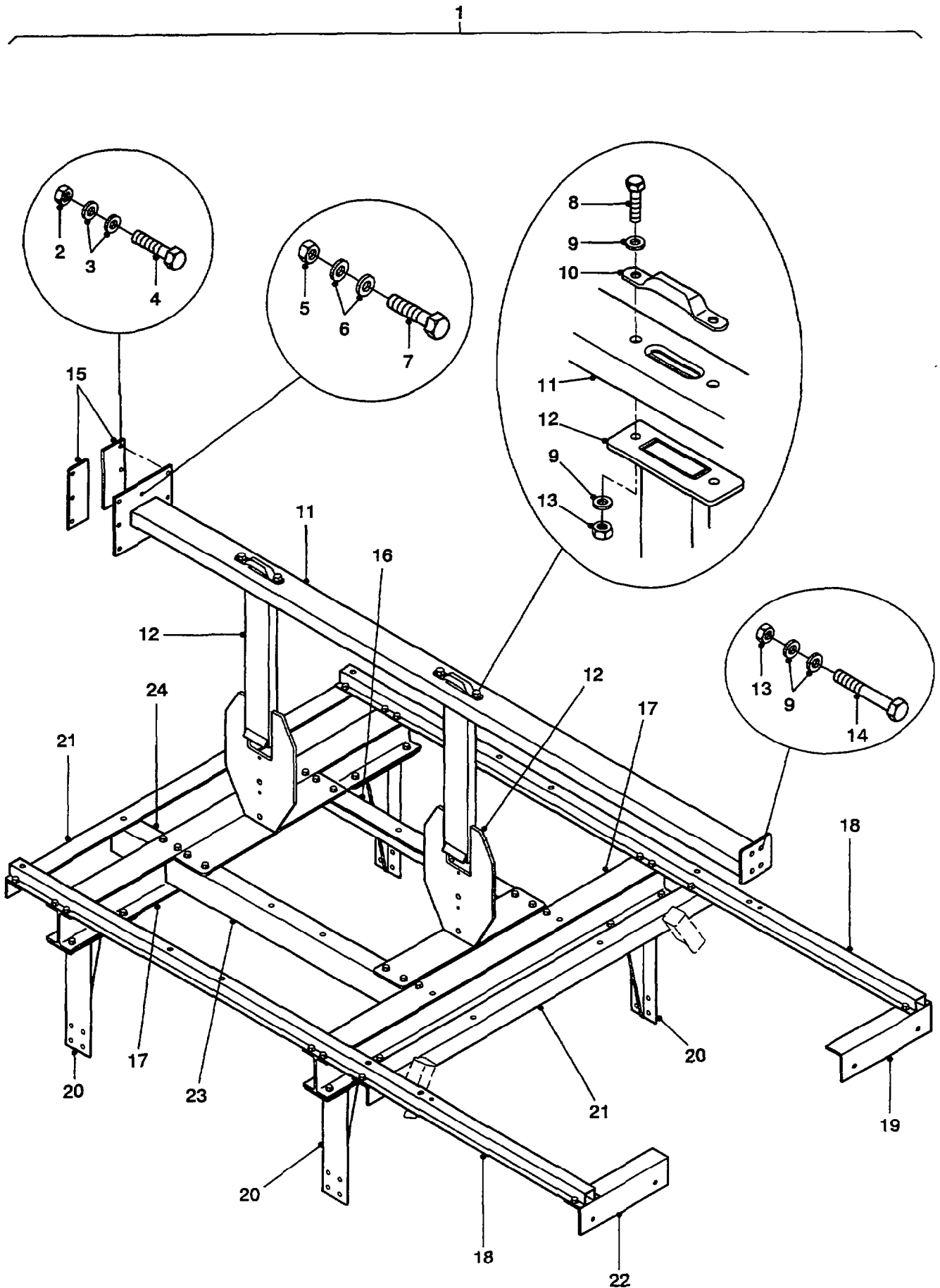
ISSUE NO: 1

REPAIR PARTS SCALE: 02225

PAGE NO: 51

* GRADE OF REPAIR (LIGHT, MEDIUM OR HEAVY)

GROUP WG SHEET 1 **02225**



REAR SEAT FRAME ASSEMBLY

UNCONTROLLED WHEN PRINTED

GROUP WG/1
TITLE REAR SEAT FRAME ASSEMBLY

ITEM NO	DESIGNATION	NSN MANUFACTURER CODE/PART NO SUPPLIER CODE/PART NO	NO OFF	U O	E X	L* M* H*
001	SEAT FRAME ASSEMBLY, REAR (INCLUDES WG 005 TO WG 013 AND WG 015 TO WG 025)	Z4681/43-1735 Z5394/FYD1735	1			
002	NUT, NYLOC, M6	Z3522/008562-BE06000M Z5394/NY106044	6			
003	WASHER, FLAT, M6	Z3522/008561-BA060000 Z5394/HYL8955	12			
004	BOLT, HEX HD, M6 BY 25 MM	Z3522/008559-B006025M Z5394/SH106251	6			
005	NUT, NYLOC, M8 (ALSO PART OF WG 001)	Z3522/008562-BE08000M Z5394/NY108041	30			
006	WASHER, FLAT, M8, ZINC PLATED, FE/ZN, BLACK (ALSO PART OF WG 001)	Z3522/008561-BA080000 Z5394/WA108004	60			
007	BOLT, HEX HD, M8 BY 50 MM LG. (ALSO PART OF WG 001)	Z3522/008558-B008050M Z5394/BH108101	2			
008	BOLT, HEX HD, M10 BY 30 MM LG, ZINC PLATED, FE/ZN, BLACK (ALSO PART OF WG 001)	Z3522/008558-B010030M Z5394/BH110064	50			
009	WASHER, FLAT, M10, ZINC PLATED, FE/ZN, BLACK (ALSO PART OF WG 001)	Z3522/008561-BA100000 Z5394/WA110064	108			
010	RETAINER, SEAT BELT, ANTI-LUCE DEVICE, ALUMINIUM TUBE, 12.7 MM BY 1.42 MM WT TUBE (ALSO PART OF WG 001)	Z4681/43-0093 Z5394/FYD0093	2			
011	RETAINER, HORIZONTAL, REAR SEAT BELT (ALSO PART OF WG 001)	Z4681/43-1722 Z5394/FYD1722	1			
012	RETAINER, VERTICAL, SEAT BELT (ALSO PART OF WG 001)	Z4681/43-0057 Z5394/FYD0057	2			
013	NUT, SELF LOCKING, HEX, M10, ZINC PLATED, FE/ZN, BLACK (ALSO PART OF WG 001)	Z3522/008562-BE10000M Z5394/NZ110041	54			

ISSUE NO: 1 REPAIR PARTS SCALE: 02225 PAGE NO: 52

* GRADE OF REPAIR (LIGHT, MEDIUM OR HEAVY)

UNCONTROLLED WHEN PRINTED

GROUP WG/1
TITLE REAR SEAT FRAME ASSEMBLY

ITEM NO	DESIGNATION	NSN MANUFACTURER CODE/PART NO SUPPLIER CODE/PART NO	NO OFF	U O	E X	L* M* H*
014	BOLT, HEX HD, M10 BY 65 MM	Z3522/008558-B010065M Z5394/BH110131	4			
015	PLATE (ALSO PART OF WG 001)	Z4681/43-1723 Z5394/FYD1723	2			
016	ANGLE, SUPPORT, RH CENTRE, 76.2 MM BY 50.6 MM BY 6.35 MM, ALUMINIUM, L 6061 T6, 794 MM LG. (ALSO PART OF WG 001)	Z4681/43-1719-2R Z5394/FYD1719/2R	1			
017	CROSSMEMBER, REAR SEAT SUPPORT, 101.6 MM BY 76.2 MM BY 6.35 MM, ALUMINIUM, 'I' BEAM 6061 T6 (ALSO PART OF WG 001)	Z4681/43-1719-1 Z5394/FYD1719/1	2			
018	SUPPORT, OUTER EDGE, SEAT, HAT SECTION, 63 MM BY 32 MM, ALUMINIUM, HAT SECTION L 6106 T591, 2448 MM LG. (ALSO PART OF WG 001)	Z4681/43-1719-5 Z5394/FYD1719/5	2			
019	END, SEAT, TRANSVERSE ANGLE, RH, 76.2 MM BY 50.6 MM BY 6.35 MM, ALUMINIUM, L 6061 T6 (ALSO PART OF WG 001)	Z4681/43-1719-6R Z5394/FYD1719/6R	1			
020	LEG CASTING, SUPPORT, CROSSMEMBER, CAST ALUMINIUM 401 (ALSO PART OF WG 001)	Z4681/43-0067 Z5394/FYD0067	4			
021	SUPPORT, SEAT END TRANSVERSE ANGLE, FRONT, 76.2 MM BY 50.6 MM BY 6.35 MM, ALUMINIUM, L 6061 T6 (ALSO PART OF WG 001)	Z4681/43-1719-7 Z5394/FYD1719/7	2			
022	END, SEAT, TRANSVERSE ANGLE, LH, 76.2 MM BY 50.6 MM BY 6.35 MM ALUMINIUM, L 6061 T6 (ALSO PART OF WG 001)	Z4681/43-1719-6L Z5394/FYD1719/6L	1			
023	ANGLE, SUPPORT, LH, CENTRE, 76.2 MM BY 50.6 MM BY 6.35 MM, ALUMINIUM, L 6061 T6, 794 MM LG. (ALSO PART OF WG 001)	Z4681/43-1719-2L Z5394/FYD1719/2L	1			

ISSUE NO: 1

REPAIR PARTS SCALE: 02225

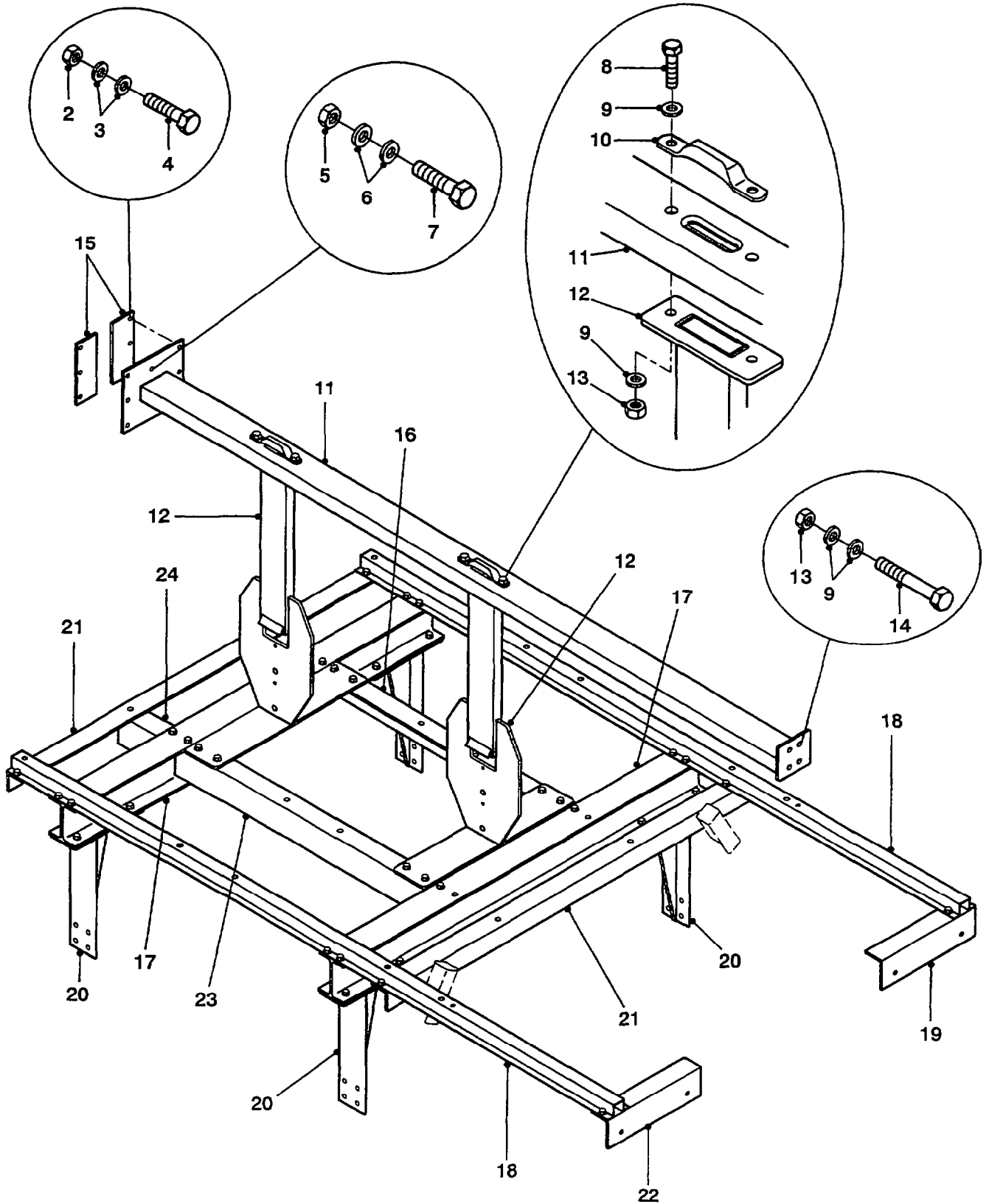
PAGE NO: 53

* GRADE OF REPAIR (LIGHT, MEDIUM OR HEAVY)

GROUP WG SHEET 1

02225

1

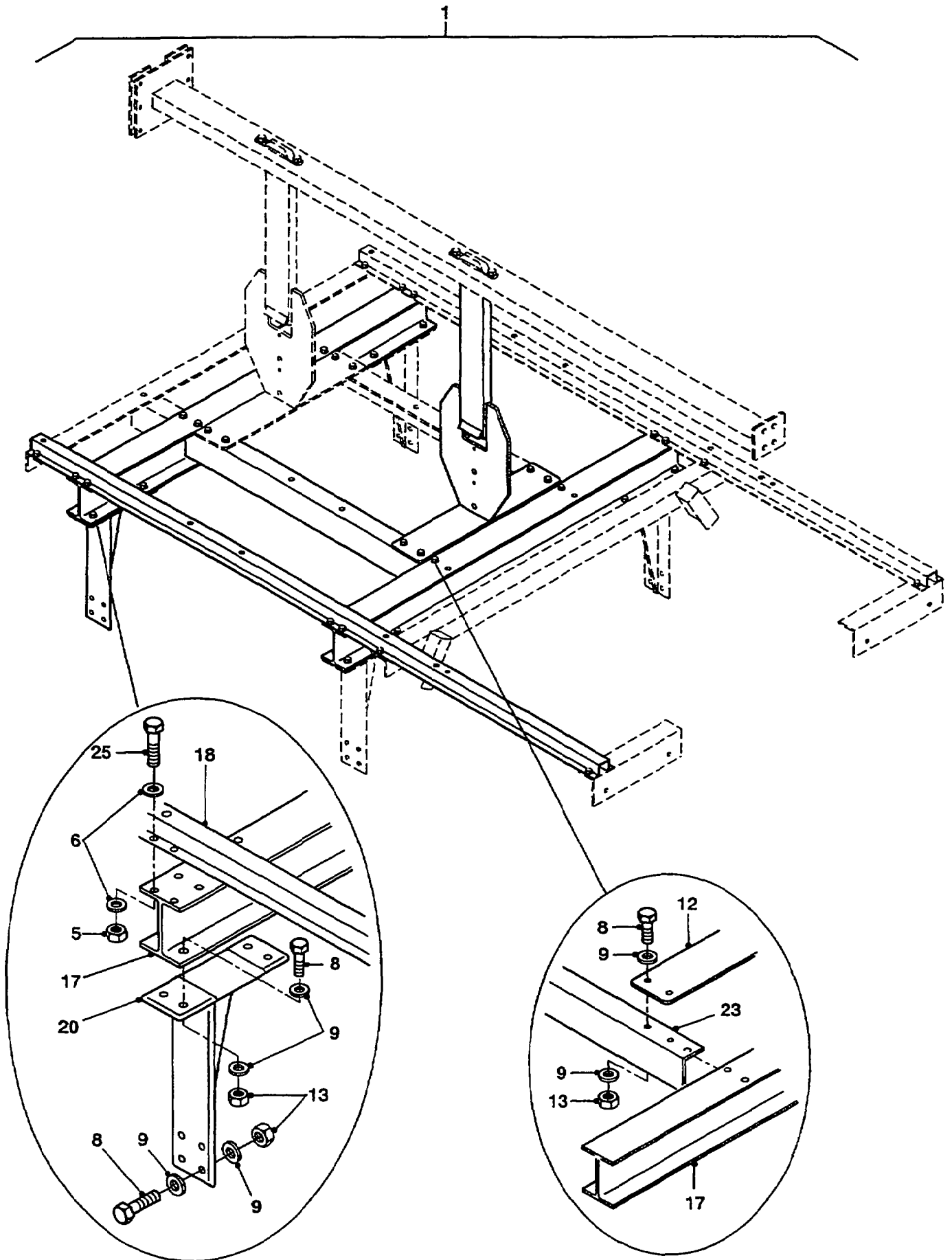


REAR SEAT FRAME ASSEMBLY

GROUP WG/1
 TITLE REAR SEAT FRAME ASSEMBLY

ITEM NO	DESIGNATION	NSN MANUFACTURER CODE/PART NO SUPPLIER CODE/PART NO	NO OFF	U O I	E X P	L* M* H*
024	SUPPORT, REAR SEAT, 76.2 MM BY 50.6 MM BY 6.35 MM, ALIMINIUM, L 6061 T6 (ALSO PART OF WG 001)	Z4681/43-1719-4 Z5394/FYD1719/4	2			

* GRADE OF REPAIR (LIGHT, MEDIUM OR HEAVY)



REAR SEAT FRAME ASSEMBLY

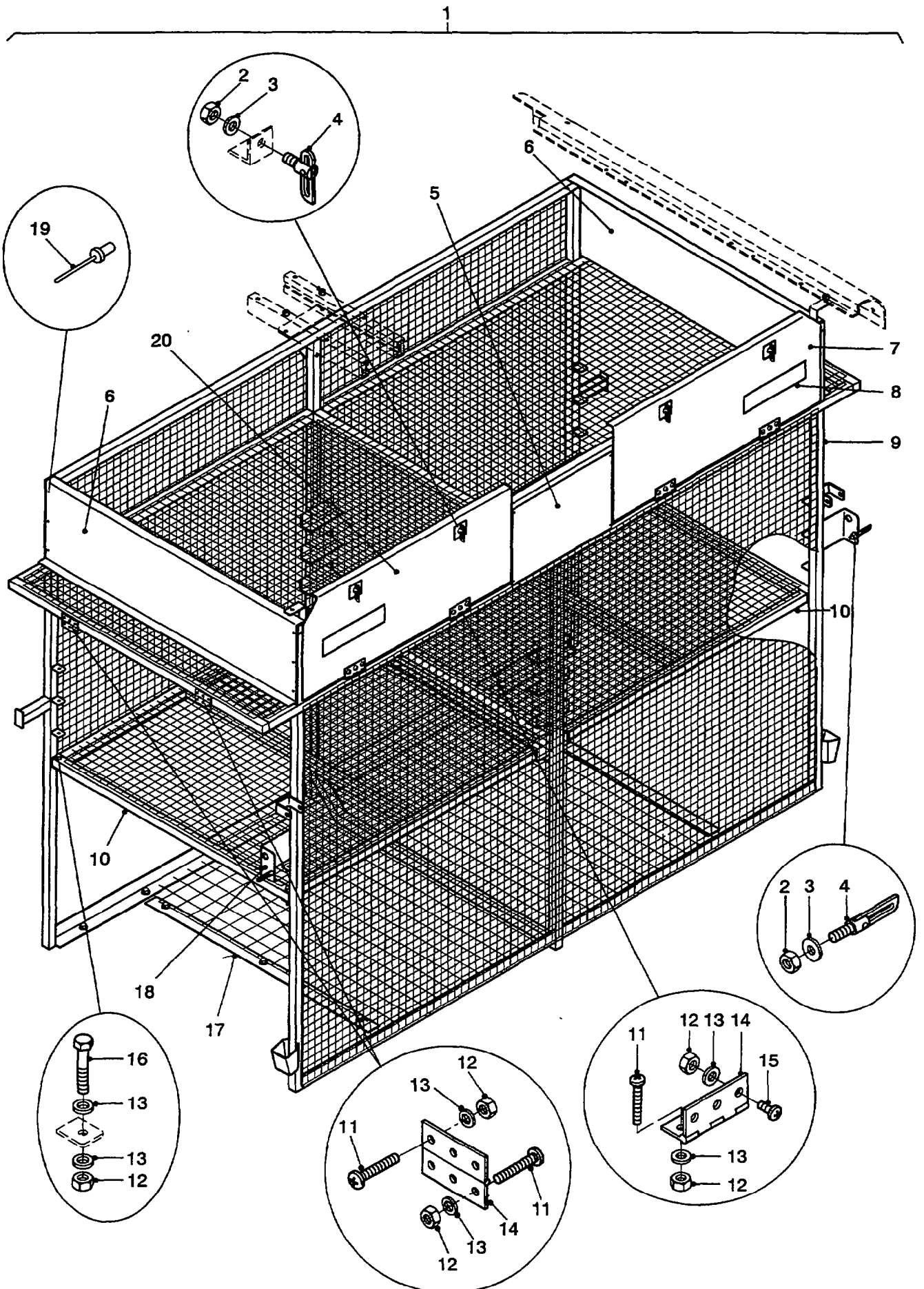
GROUP WG/2
 TITLE REAR SEAT FRAME ASSEMBLY

ITEM NO	DESIGNATION	NSN MANUFACTURER CODE/PART NO SUPPLIER CODE/PART NO	NO OFF	U O	E X	L* M* H*
025	BOLT, HEX HD, M8 BY 25 MM LG, ZINC PLATED, FE/ZN, BLACK (ALSO PART OF WG 001)	Z3522/008558-B008025M Z5394/BH108054	28			

* GRADE OF REPAIR (LIGHT, MEDIUM OR HEAVY)

GROUP WJ SHEET 1

02225



FRONT CAGE ASSEMBLY

UNCONTROLLED WHEN PRINTED

GROUP WJ/1
 TITLE FRONT CAGE ASSEMBLY

ITEM NO	DESIGNATION	NSN MANUFACTURER CODE/PART NO SUPPLIER CODE/PART NO	NO OFF	U O	E X	L* M* H*
001	CAGE ASSEMBLY, FRONT, 2144 MM BY 1442 MM BY 906 MM (INCLUDES WJ 002 TO WJ 028, WJA 001 TO WJA 014 AND WJB 001 TO WJB 023)	Z4681/43-1712 Z5394/FYD1712	1			
002	NUT, NYLOC, M8 (ALSO PART OF WJ 001 AND WJ 022)	Z3522/008562-BE08000M Z5394/NY108041	26			
003	WASHER, FLAT, STEEL, M8 (ALSO PART OF WJ 001)	Z3522/008561-BA080000 Z5394/WA108001	40			
004	FASTENER, ANTI-LUCE, M8 (ALSO PART OF WJ 001)	Z3522/008-080 Z5394/HYM937	8			
005	COVER PLATE, REAR, TOP, 358 MM BY 235 MM BY 2 MM, ALUMINIUM 5251-H38 (USE WITH WJ 901, ALSO PART OF WJ 001)	Z4681/43-1726 Z5394/FYD1726	1			
901	TAPE, DOUBLE SIDED, 12 MM (USE AS REQUIRED)	Z2688/60402 Z2688/60402	2			
006	COVER PLATE, SIDE, TOP, 896 MM BY 240 MM BY 2 MM, ALUMINIUM 5251-H38 (ALSO PART OF WJ 001)	Z4681/43-1727 Z5394/FYD1727	2			
007	DOOR, UPPER, INNER, RH, 746 MM BY 292 MM (ALSO PART OF WJ 001)	Z4681/43-1715-RH Z5394/FYD1715/RH	1			
008	DECAL, CAUTION, AUTOGRAPH, VINYL, BLACK, 250 MM BY 50 MM (REFER SGD 020, ALSO PART OF WJ 001)	Z3522/008-545 Z5394/GYD545	2			
009	CAGE, FRONT, 2144 MM BY 1442 MM BY 906 MM (ALSO PART OF WJ 001)	Z4681/43-1711 Z5394/FYD1711	1			
010	SHELF, ADJUSTABLE, 923 MM BY 845 MM (ALSO PART OF WJ 001)	Z4681/43-1718 Z5394/FYD1718	2			
011	SCREW, MUSHROOM HD, CROSS RECESS, M6 BY 40 MM LG. (ALSO PART OF WJ 001)	Z3522/008560-BL06040L Z5394/HYM3773	40			

ISSUE NO: 1

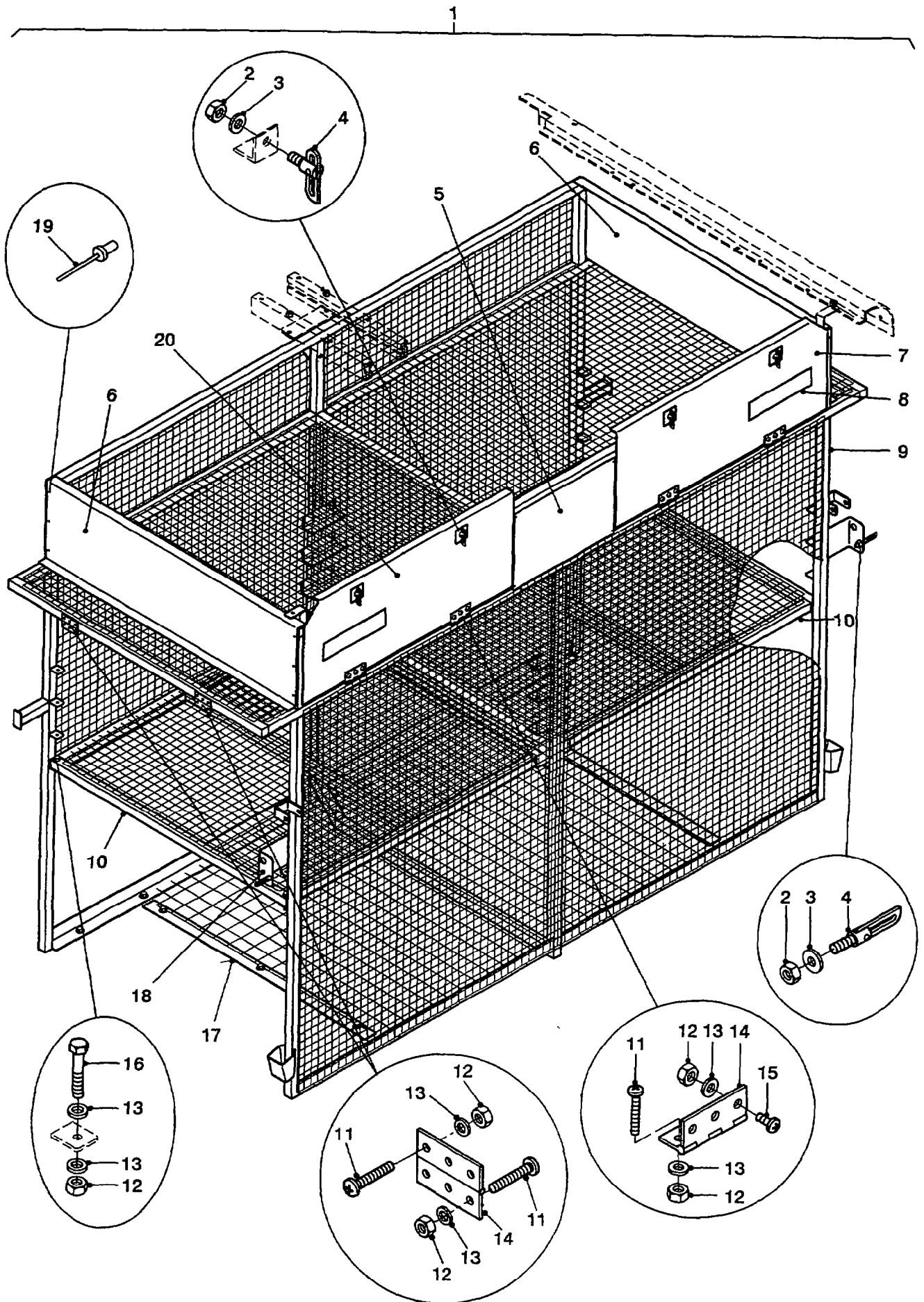
REPAIR PARTS SCALE: 02225

PAGE NO: 56

* GRADE OF REPAIR (LIGHT, MEDIUM OR HEAVY)

GROUP WJ SHEET 1

02225



FRONT CAGE ASSEMBLY

UNCONTROLLED WHEN PRINTED

GROUP WJ/1
TITLE FRONT CAGE ASSEMBLY

ITEM NO	DESIGNATION	NSN MANUFACTURER CODE/PART NO SUPPLIER CODE/PART NO	NO OFF	U O	E X	L* M* H*
012	NUT, NYLOC, M6 (ALSO PART OF WJ 001)	Z3522/008562-BE06000M Z5394/NY106044	56			
013	WASHER, FLAT, M6 (ALSO PART OF WJ 001)	Z3522/008561-BA060000 Z5394/WA106001	70			
014	HINGE, BUTT STAINLESS STEEL, FRONT CAGE ASSY (ALSO PART OF WJ 001)	5340 66-144-6478 Z4681/28-0361 Z5394/HYM1067	8EA		X	LMH
015	SCREW, MUSHROOM HD, CROSS RECESS, M6 BY 16 MM LG. (ALSO PART OF WJ 001)	Z3522/008560-BL06016L Z5394/MYH3761	12			
016	BOLT, HEX HD, M6 BY 40 MM LG. (ALSO PART OF WJ 001)	Z3522/008558-B006040M Z5394/BH106081	4			
017	PANEL, BASE, MESH, 880 MM BY 1200 MM LG. (ALSO PART OF WJ 001)	Z4681/43-1706 Z5394/FYD1706	1			
018	TESA, 3.2 MM THK, DURAFOAM 61102, 50 MM BY 25 MM W. (MANUFACTURED FROM WJ 904)	/NIL /NIL	2			
019	RIVET, ALUMINIUM, 4.8 MM BY 10.9 MM (ALSO PART OF WJ 001)	Z1F95/0115 4706 Z5394/RA612253	16			
020	DOOR, UPPER, INNER, LH, 746 MM BY 292 MM (ALSO PART OF WJ 001)	Z4681/43-1715-LH Z5394/FYD1715/LH	1			
902	TESA, 3.2 MM, DURAFOAM 61102, 23 MM BY 730 MM LG. (MANUFACTURED FROM WJ 904)	/NIL /NIL	2			

ISSUE NO: 1

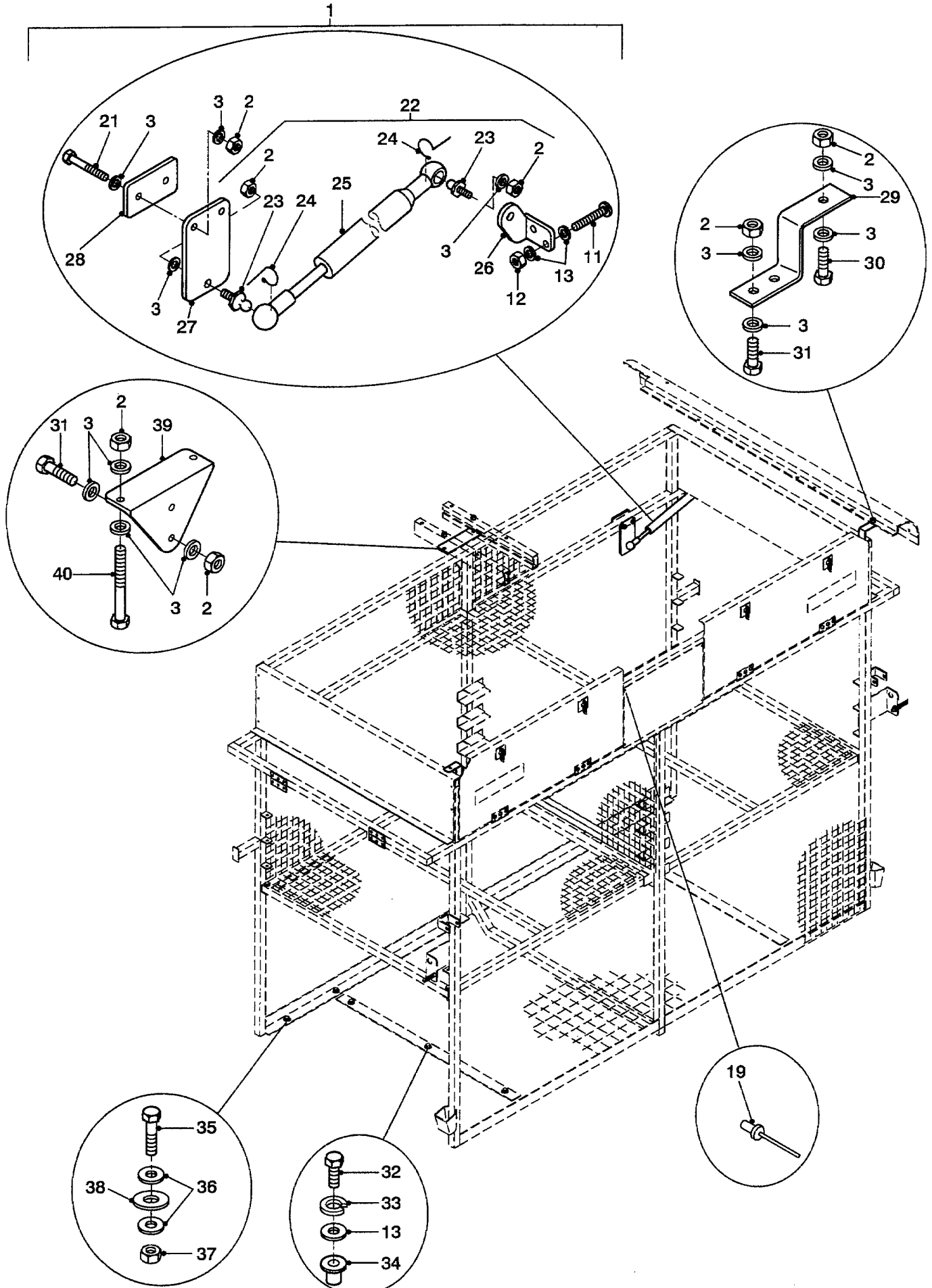
REPAIR PARTS SCALE: 02225

PAGE NO: 57

* GRADE OF REPAIR (LIGHT, MEDIUM OR HEAVY)

GROUP WJ SHEET 2

02225



FRONT CAGE ASSEMBLY

UNCONTROLLED WHEN PRINTED

GROUP WJ/2
TITLE FRONT CAGE ASSEMBLY

ITEM NO	DESIGNATION	NSN MANUFACTURER CODE/PART NO SUPPLIER CODE/PART NO	NO OFF I	U O I	E X P	L* M* H*
021	BOLT, HEX HD, M8 BY 65 MM LG (ALSO PART OF WJ 001)	Z3522/008558-B008065M Z5394/BH1061301	4			
022	GAS, STRUT ASSEMBLY C/O M8 NYLOC NUTS, A3B3 ENDS, CLIPS STRUT GAS (INCLUDES WJ 002 AND WJ 023 TO WJ 025, ALSO PART OF WJ 001)	2590 66-144-6470 ZL110/45030 Z5394/HYM927	2	AY	X	LMH
023	END (USE WJ 022, ALSO PART OF WJ 001)	ZL110/A3B3 ZL110/A3B3	2			
024	CLIP (USE WJ 022, ALSO PART OF WJ 001)	/NIL /NIL	2			
025	STRUT, GAS (USE WJ 022, ALSO PART OF WJ 001)	/NIL /NIL	1			
026	ANGLE, GAS STRUT, MOUNT, RH, ALUMINIUM L 6061 T5, 5 MM BY 40 MM BY 40 MM (ALSO PART OF WJ 001)	Z4681/43-1703-RH Z5394/FYD1703/RH	1			
903	ANGLE, GAS STRUT, MOUNT, LH, ALUMINIUM L 6061 T5, 5 MM BY 40 MM BY 40 MM (ALSO PART OF WJ 001)	Z4681/43-1703-LH Z5394/FYD1703/LH	1			
027	PLATE, MOUNTING, GAS STRUT, ALUMINIUM 5083-H321, 5 MM BY 60 MM BY 100 MM (ALSO PART OF WJ 001)	Z4681/43-1725 Z5394/FYD1725	2			
028	PLATE, BACKING, GAS STRUT, ALUMINIUM 5083-H321, 5 MM BY 40 MM BY 70 MM (ALSO PART OF WJ 001)	Z3522/008-668 Z5394/GYD668	2			
029	BRACKET, Z SHAPED, 120 MM LG BY 25 MM W, STEEL, AS3679-250	Z3522/008-682 Z5394/GYD682	2			
030	BOLT, HEX HD, M8 BY 25 MM LG.	Z3522/008558-B008025M Z5394/BH108051	4			
031	BOLT, HEX HD, M8 BY 50 MM LG.	Z3522/008558-B008050M Z5394/BH108101	6			

ISSUE NO: 1

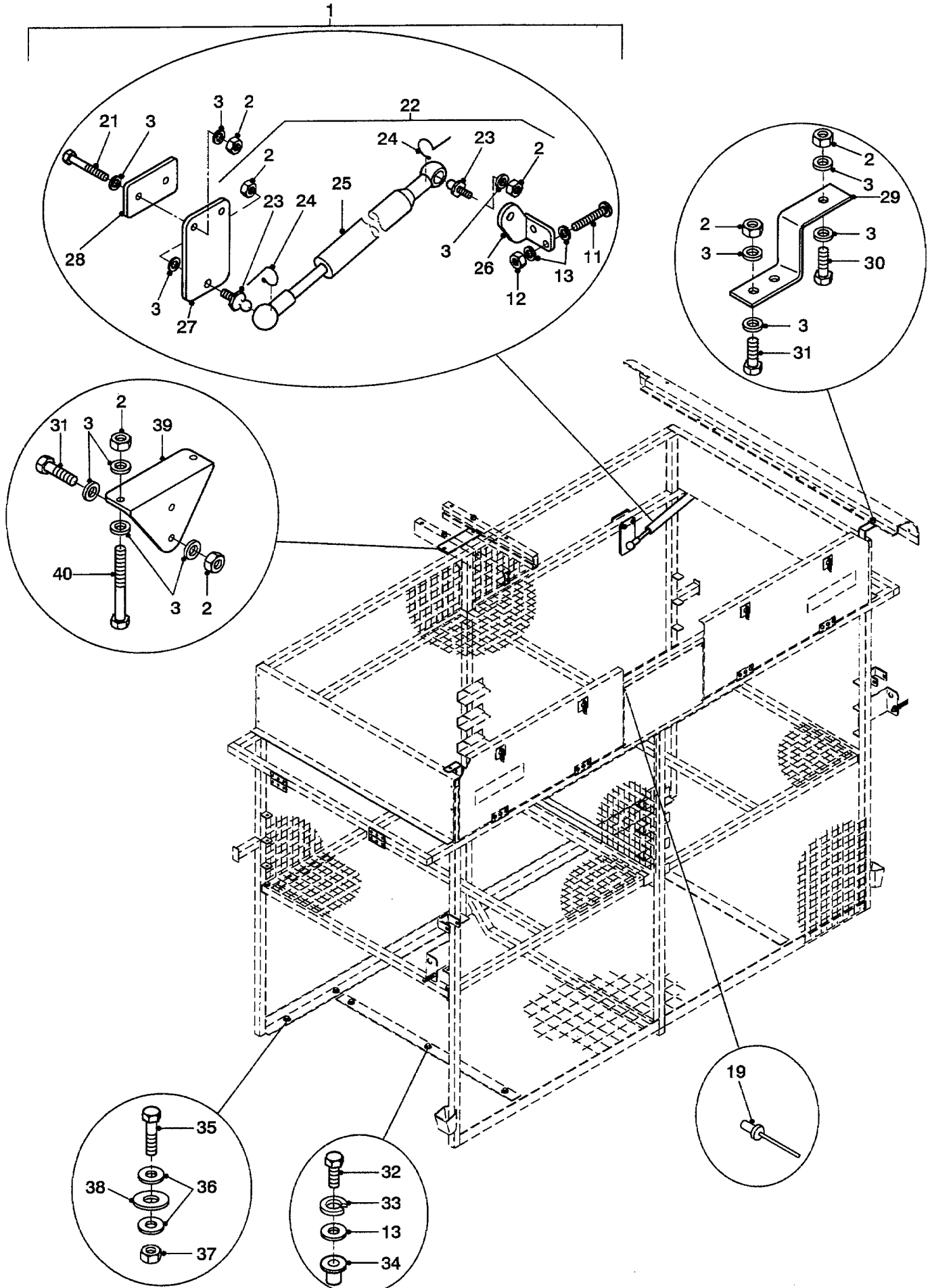
REPAIR PARTS SCALE: 02225

PAGE NO: 58

* GRADE OF REPAIR (LIGHT, MEDIUM OR HEAVY)

GROUP WJ SHEET 2

02225



FRONT CAGE ASSEMBLY

UNCONTROLLED WHEN PRINTED

GROUP WJ/2
 TITLE FRONT CAGE ASSEMBLY

ITEM NO	DESIGNATION	NSN MANUFACTURER CODE/PART NO SUPPLIER CODE/PART NO	NO OFF I	U O P	E X P	L* M* H*
032	SCREW, HEX HD, M6 BY 25 MM LG.	Z3522/008559-B006025M Z5394/SH106251	6			
033	WASHER, SPRING, M6	Z3522/008561-BG060000 Z5394/WA106001	6			
034	NUT, RIVET, M6	Z3522/008-554-2 Z5394/GYD554/2	6			
035	BOLT, HEX HD, M10 BY 30 MM LG.	Z3522/008558-B010030M Z5394/BH110061	8			
036	WASHER, FLAT, M10	Z3522/008561-BA100000 Z5394/WA110001	16			
037	NUT, NYLOC, M10	Z3522/008562-BE10000M Z5394/NY110041	8			
038	WASHER, FLAT, EXTRA LARGE, M10	Z3522/008561-BC100000 Z5394/WJ110001	8			
039	BRACKET, ANGLE, 150 MM BY 100 MM BY 46 MM, ALUMINIUM, L 6061 T6	Z3522/008-681 Z5394/GYD681	1			
040	BOLT, HEX HD, M8 BY 70 MM LG.	Z3522/008558-B008070M Z5394/BH108141	2			
904	TESA, 3.2 MM, DURAFOAM 61102, 25 MR BY 25 MM W. (USE AS REQUIRED)	Z2688/247214 Z2688/247214	0			

ISSUE NO: 1

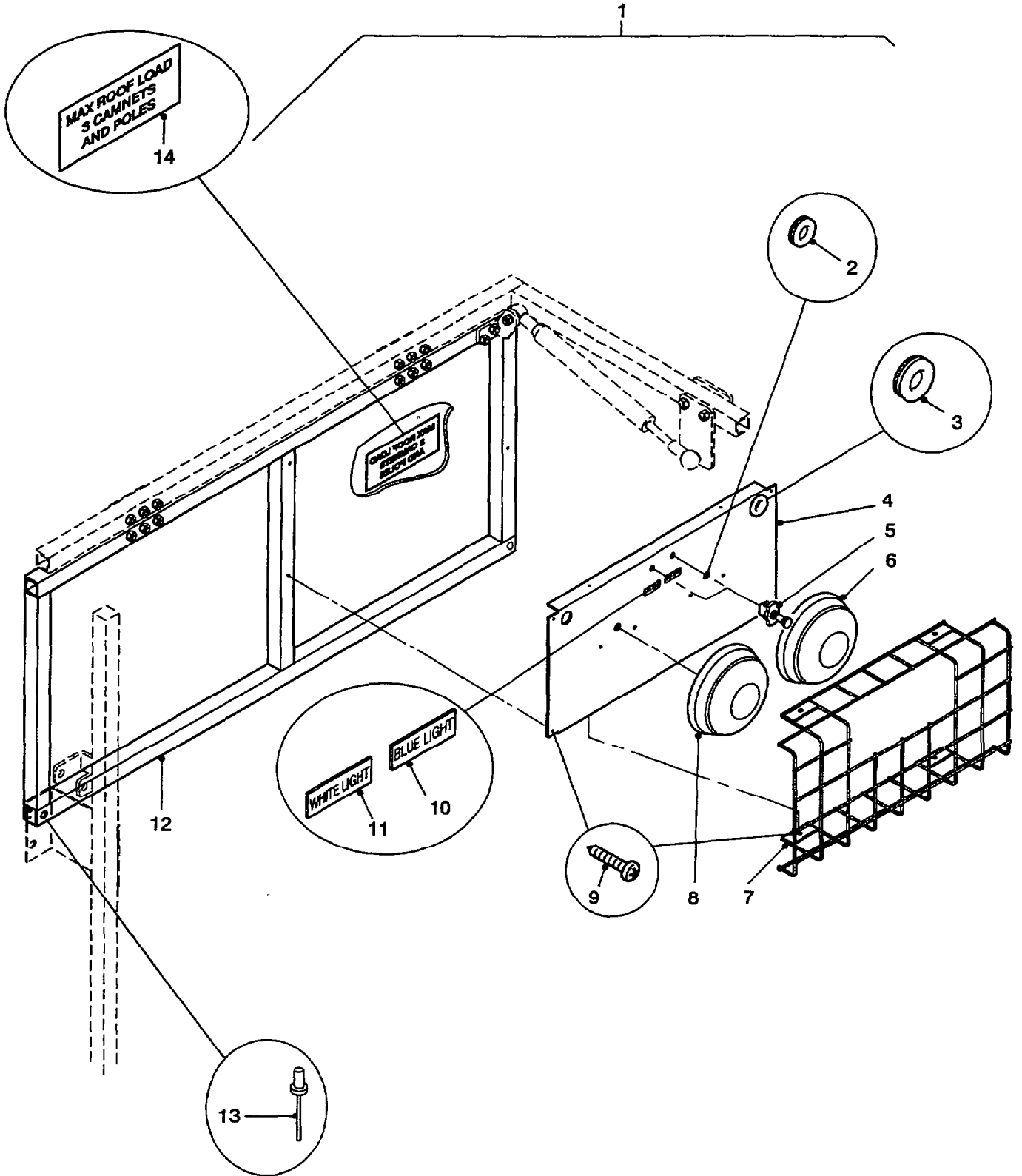
REPAIR PARTS SCALE: 02225

PAGE NO: 59

* GRADE OF REPAIR (LIGHT, MEDIUM OR HEAVY)

GROUP WJA

02225



UPPER SIDE DOOR ASSEMBLY

UNCONTROLLED WHEN PRINTED

GROUP WJA
TITLE UPPER SIDE DOOR ASSEMBLY

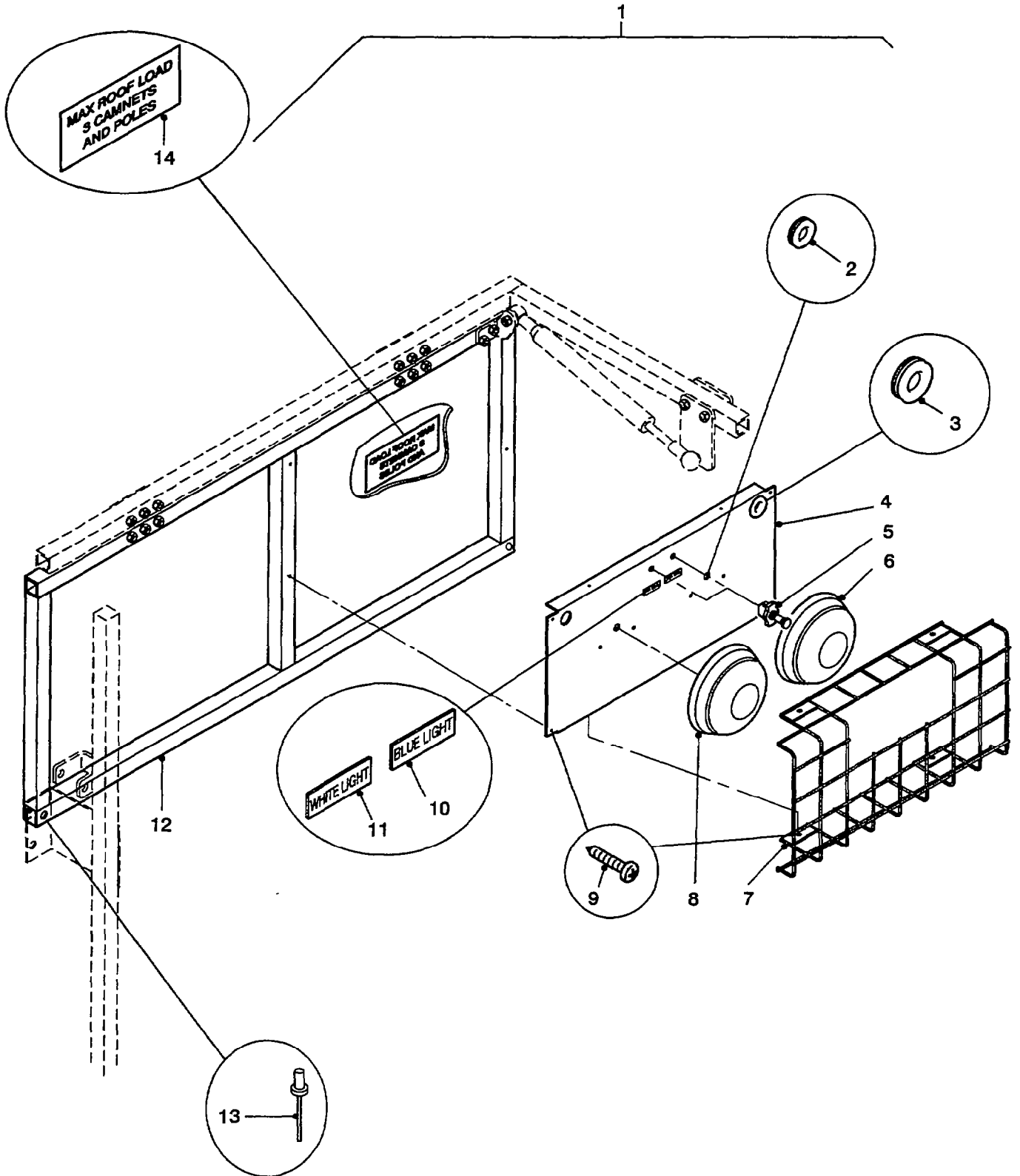
ITEM NO.	DESIGNATION	NSN MANUFACTURER CODE/PART NO SUPPLIER CODE/PART NO	NO OFF I	U O P	E X P	L* M* H*
001	DOOR ASSEMBLY, UPPER SIDE, LH. (INCLUDES WJA 002 TO WJA 012 AND WJA 013)	Z4681/43-1713-1 Z5394/FYD1713/1	1			
901	DOOR ASSEMBLY, UPPER SIDE, RH. (INCLUDES WJA 002 TO WJA 011, WJA 906 AND WJA 013)	Z4681/43-1713-2 Z5394/FYD1713/2	1			
002	GROMMET, 10 MM, PVC, BLACK (ALSO PART OF WJA 001 AND WJA 901)	Z0R70/152-339 Z5394/HYM1069	2			
003	GROMMET, 19 MM, PVC, BLACK PVC, BLACK (ALSO PART OF WJA 001 AND WJA 901)	Z0R70/152-345 Z5394/HYM1068	1			
004	PANEL, LIGHT, 3 MM BY 236 MM BY 433 MM ALUMINIUM SHEET, 5083-H321 (ALSO PART OF WJA 001 AND WJA 901)	Z4681/43-1717 Z5394/FYD1717/1	1			
005	SWITCH, PUSH-PULL (ALSO PART OF WJA 001 AND WJA 901)	5930 66-100-8271 Z0645/4403 Z5394/HYM924	2	EA	X	LMH
006	LIGHT, ROUND C/W ORANGE LENS (INCLUDES WJA 902 AND WJA 903, USE LENS WJA 904, ALSO PART OF WJA 001 AND WJA 901)	6240 66-144-6493 Z0645/2136 Z5394/HYG7624	1	EA	X	LMH
902	GASKET, LENS (ALSO PART OF WJA 001, WJA 901, WJA 006 AND WJA 008)	Z0645/9.2397.40 Z5394/HYM918	2			
903	LAMP, INCANDESCENT 12 V, 18 W, BRASS FERRULE BASE, "CYL" SHAPE, CLEAR (ALSO PART OF WJA 001, WJA 901, WJA 006 AND WJA 008)	6240 66-027-7458 Z0645/K1218 Z5394/HYM923	2	EA	X	LMH
904	LENS, LIGHT BLUE, 108 MM DIA (USE ON WJA 006, ALSO PART OF WJA 001 AND WJA 901)	6220 66-133-4548 Z0645/2.9800.091 Z5394/HYM919	1	EA	X	LMH
905	STRAP, LINE SUPPORTING NYLON (ALSO PART OF WJA 001 AND WJA 901)	5340 66-128-4558 Z3663/T18R Z5394/HYM1968	1	EA	X	LMH

ISSUE NO: 1 REPAIR PARTS SCALE: 02225 PAGE NO: 60

* GRADE OF REPAIR (LIGHT, MEDIUM OR HEAVY)

GROUP WJA

02225



UPPER SIDE DOOR ASSEMBLY

UNCONTROLLED WHEN PRINTED

GROUP WJA
 TITLE UPPER SIDE DOOR ASSEMBLY

ITEM NO.	DESIGNATION	NSN MANUFACTURER CODE/PART NO SUPPLIER CODE/PART NO	NO OFF	U O	E X	L* M* H*
007	COVER, MESH, 404 MM BY 200 MM BY 90 MM, ARC MESH, 50 MM BY 50 MM BY 3 MM (ALSO PART OF WJA 001 AND WJA 901)	Z4681/43-1716 Z5394/FYD1716	1			
008	LIGHT, DOME PLASTIC, INTERIOR CEILING MOUNT, DUEL 24 VOLT FESTOON INCANDESCANT LAMPS, 108.0 MM O/A DIA. (INCLUDES WJA 902 AND WJA 903, ALSO PART OF WJA 001 AND WJA 901)	6220 66-128-5904 Z0645/2063 Z5394/HYM916	1	EA	X	LMH
009	SCREW, SELF TAPPING, 3/16 INCH BY 5/8 INCH (ALSO PART OF WJA 001 AND WJA 901)	Z3522/008744-AB100050 Z5394/AB610051	8			
010	LABEL, BLUE LIGHT, SELF ADHESIVE, WHITE ON BLACK, 29 MM BY 10 MM, SCOTCH 467 MP, 0.8 MM THK. (ALSO PART OF WJA 001 AND WJA 901)	Z4681/43-1728B Z5394/FYD1728B	1			
011	LABEL, WHITE LIGHT, SELF ADHESIVE, WHITE ON BLACK, 29 MM BY 10 MM, SCOTCH 467 MP, 0.8 MM THK. (ALSO PART OF WJA 001 AND WJA 901)	Z4681/43-1728W Z5394/FYD1728W	1			
012	DOOR, LH, UPPER, 906 MM BY 349 MM BY 25 MM (ALSO PART OF WJA 001)	Z4681/43-1707-LH Z5394/FYD1707/LH	1			
906	DOOR, RH, UPPER, 906 MM BY 349 MM BY 25 MM (ALSO PART OF WJA 901)	Z4681/43-1707-RH Z5394/FYD1707/RH	1			
013	RIVET, POP, ALUMINIUM, 4.8 MM BY 10.9 MM LG. (ALSO PART OF WJA 001 AND WJA 901)	Z1F95/0115-4076 Z5394/RA612253	11			
014	DECAL, MAX ROOF LOAD (REFER SGD 016)	Z3522/008-509 Z5394/GYD509	1			

ISSUE NO: 1

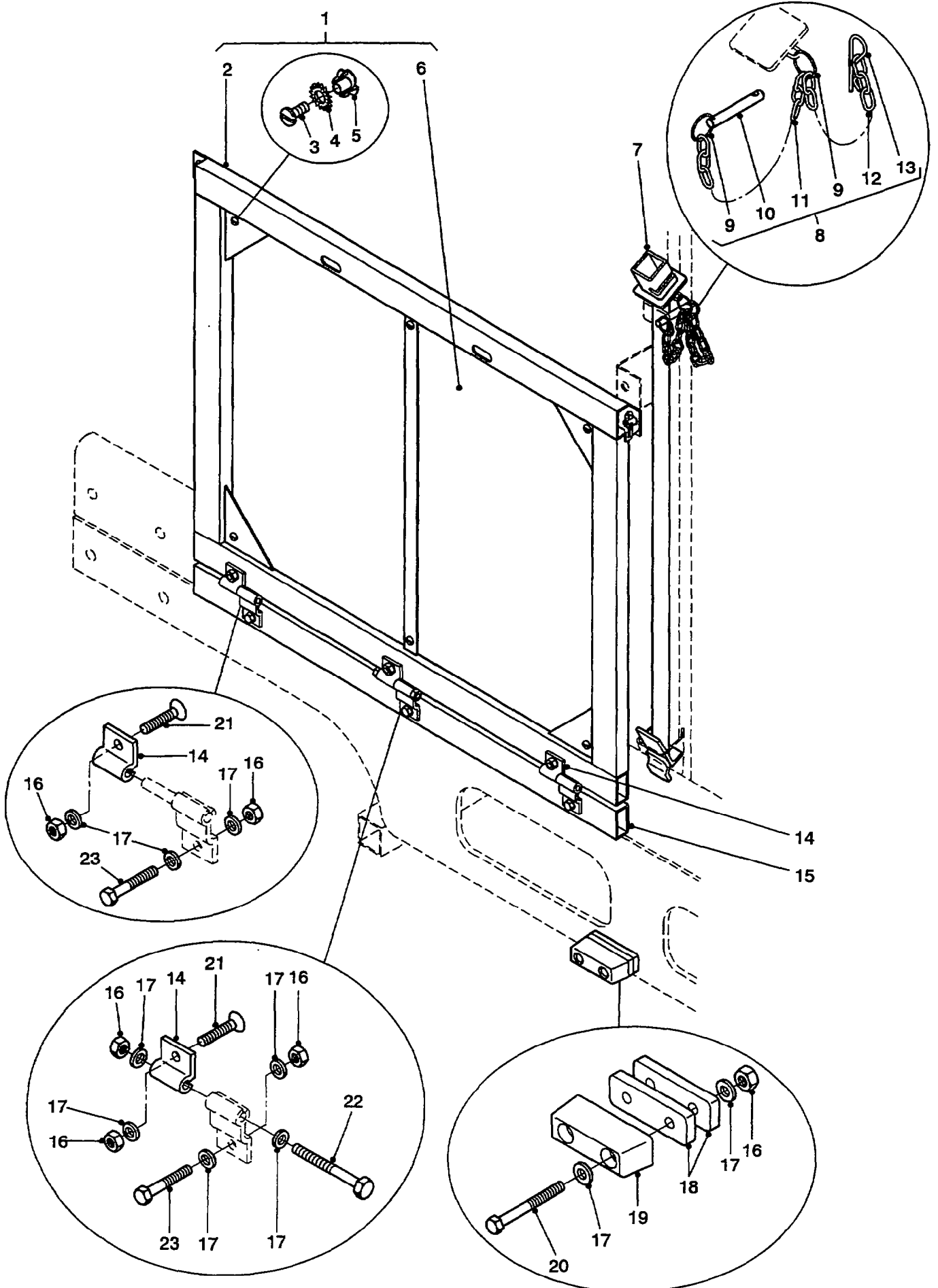
REPAIR PARTS SCALE: 02225

PAGE NO: 61

* GRADE OF REPAIR (LIGHT, MEDIUM OR HEAVY)

GROUP WJB

02225



LOWER SIDE DOOR ASSEMBLY

UNCONTROLLED WHEN PRINTED

GROUP WJB
 TITLE LOWER SIDE DOOR ASSEMBLY

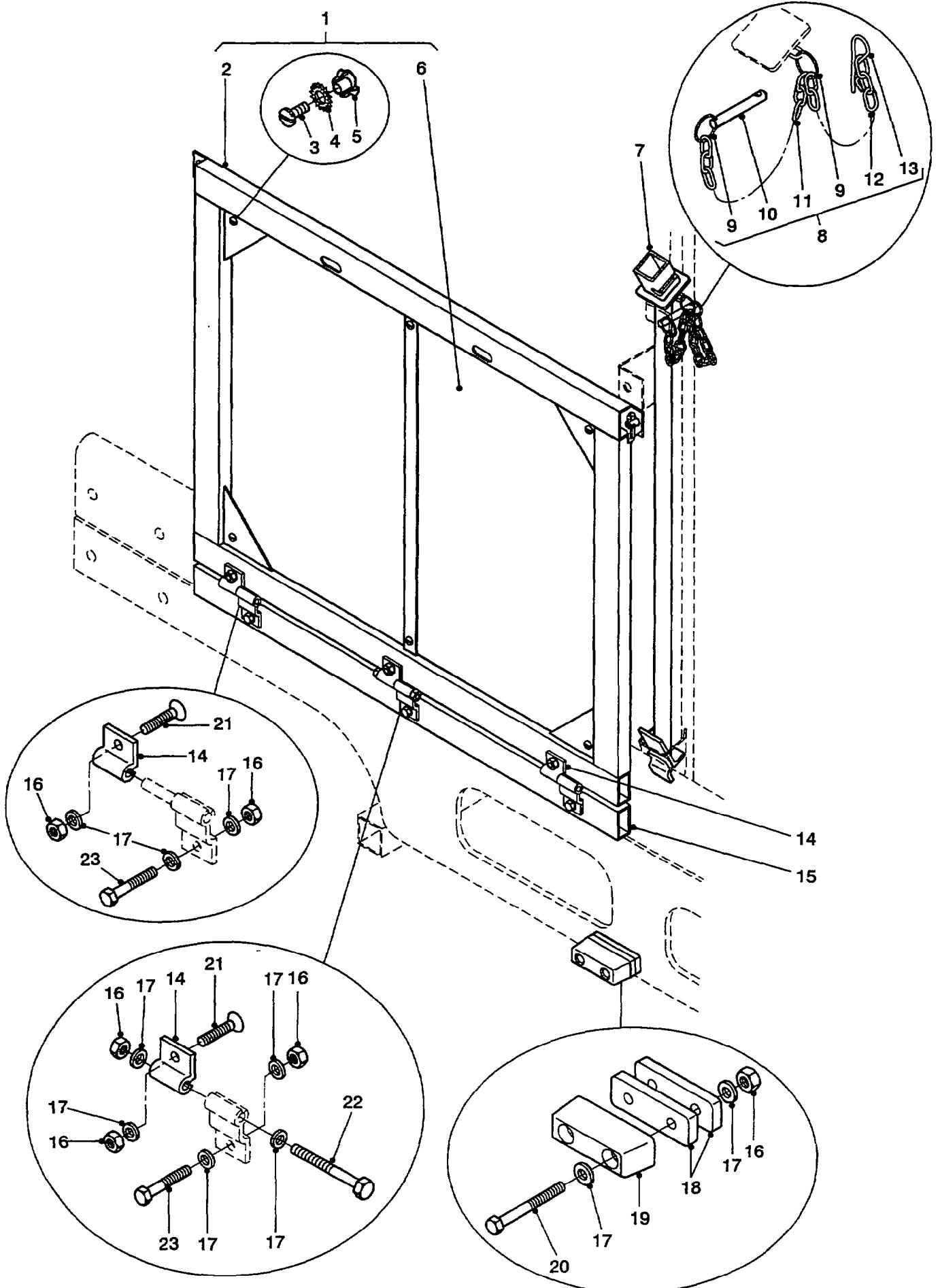
ITEM NO	DESIGNATION	NSN MANUFACTURER CODE/PART NO SUPPLIER CODE/PART NO	NO OFF	U O	E X	L* M* H*
001	DOOR, LOWER, SIDE, FRONT CAGE ASSEMBLY (INCLUDES WJB 002 TO WJB 006)	Z4681/43-1730 Z5394/FYD1730	2			
002	DOOR, LOWER, SIDE, FRONT CAGE (ALSO PART OF WJB 001)	Z4681/43-1714 Z5394/FYD1714	1			
003	SCREW, MACHINE, MUSHROOM HD, CROSS RECESS, M6 BY 16 MM LG. (ALSO PART OF WJB 001)	Z3522/008560-BL06016L Z5394/MYH3761	6			
004	WASHER, INTERNAL STAR, M6 (ALSO PART OF WJB 001)	Z3522/008561-BJ060000 Z5394/WF106001	6			
005	'T' NUT, WOOD, STAPLE PRONG, M6 (ALSO PART OF WJB 001)	Z3522/008562-AG06000K Z5394/HYM925	6			
006	PANEL, WOOD, MARINE PLY, 802 MM BY 597 MM BY 15 MM (ALSO PART OF WJB 001)	Z4681/43-1705 Z5394/FYD1705	1			
007	STAY, WORK BENCH	Z4681/43-1708 Z5394/FYD1708	2			
008	'R' CLIP AND PIN ASSEMBLY C/O RING KEY, CHAIN 3 MM BY 8 LINK AND 3 MM BY 10 LINK, 'R' CLIP, PIN STRAIGHT (INCLUDES WJB 009 TO WJB 013)	5340 66-144-6562 Z4681/43-1704 Z5394/FYD1704	2	EA	X	LMH
009	RING, KEY, 26 MM ID BY 30 MM OD (ALSO PART OF WJB 008)	Z1F95/0406 8909 Z5394/HYM1038	2			
010	PIN, STRAIGHT, HEADLESS STEEL, ROUND BAR, 10 MM BY 73.5 MM LG, BOTH ENDS DRILLED FOR RING KEY (ALSO PART OF WJB 008)	5315 66-144-6563 Z4681/43-1704-1 Z5394/FYD1704/1	1	EA	X	LMH
011	CHAIN, 3 MM BY 8 LINK, 125 MM LG. (MANUFACTURE FROM WJB 904, ALSO PART OF WJB 008)	/NIL /NIL	1			

ISSUE NO: 1 REPAIR PARTS SCALE: 02225 PAGE NO: 62

* GRADE OF REPAIR (LIGHT, MEDIUM OR HEAVY)

GROUP WJB

02225



LOWER SIDE DOOR ASSEMBLY

UNCONTROLLED WHEN PRINTED

GROUP WJB
TITLE LOWER SIDE DOOR ASSEMBLY

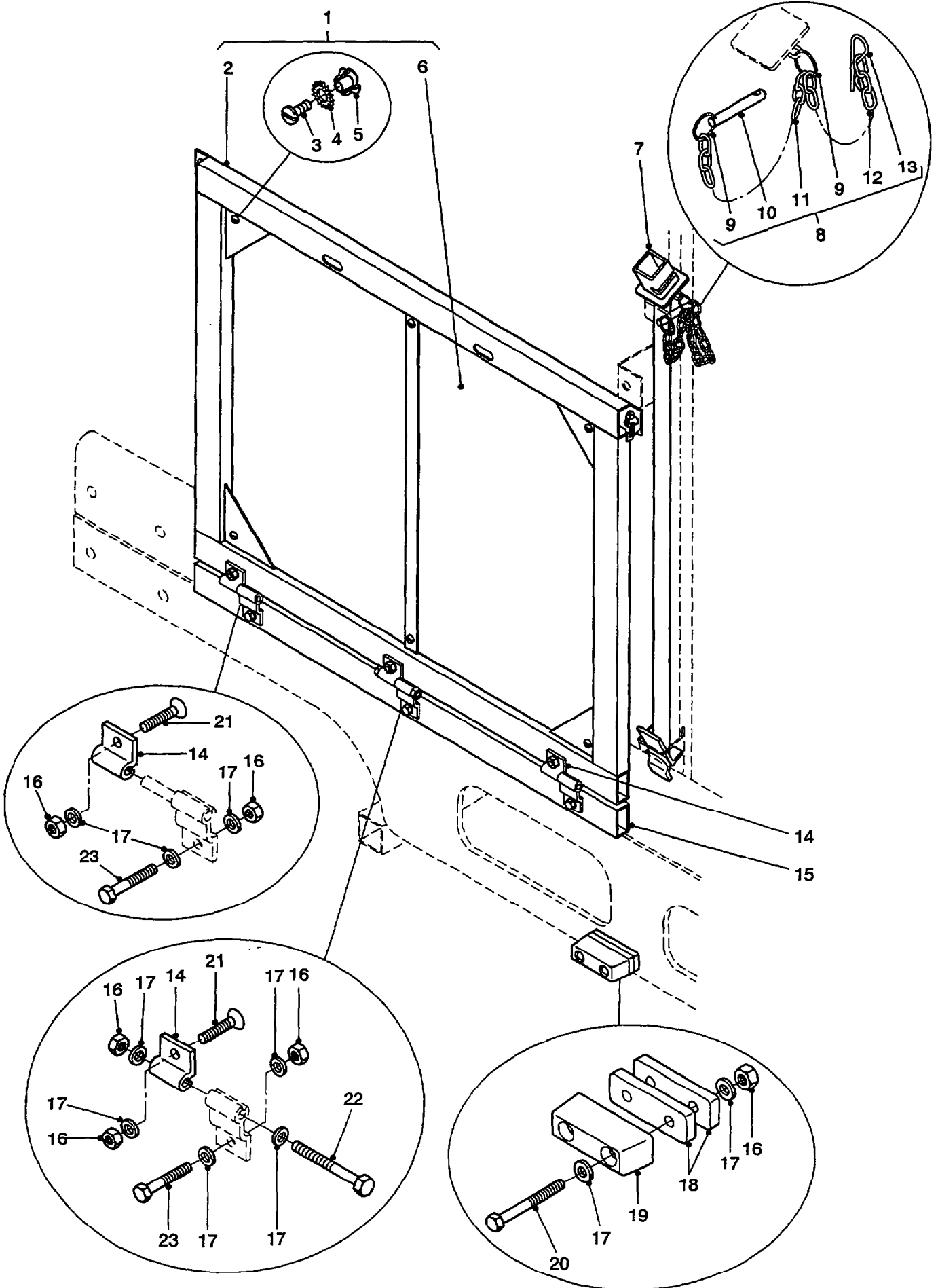
ITEM NO	DESIGNATION	NSN MANUFACTURER CODE/PART NO SUPPLIER CODE/PART NO	NO OFF	U O	E X	L* M* H*
012	CHAIN, 3 MM BY 10 LINK, 157 MM LG. (MANUFACTURE FROM WJB 904, ALSO PART OF WJB 008)	/NIL /NIL	1			
013	CLIP, RETAINING 'R', 3MM DIA X 71MM O/A LG (ALSO PART OF WJB 008)	5340 66-144-6471 Z4681/43-1704-5 Z5394/FYD1704/5	1	EA	X	LMH
014	HINGE, PIN RETAINER	Z4681/43-0041-1 Z5394/FYD0041/1	6			
015	SPACER, HINGE, LH, 906 MM BY 50 MM, ALUMINIUM, P1040, C/W INNER AND OUTER HINGE BODIES	Z4681/43-1724-1LH Z5394/FYD1724/1LH	2			
901	SPACER, HINGE, RH, 906 MM BY 50 MM, ALUMINIUM, P1040, C/W INNER AND OUTER HINGE BODIES	Z4681/43-1724-2RH Z5394/FYD1724/1RH	1			
902	SHIM, FRONT LOWER SIDE DOOR, ALUMINIUM SHEET, 906 MM BY 50 MM BY THICKNESS AS REQUIRED	Z3522/008-670 Z5394/GYD670	2			
016	NUT, NYLOC, M8	Z3522/008562-BE08000M Z5394/NY108041	18			
017	WASHER, FLAT, M8	Z3522/008561-BA080000 Z5394/WA108001	30			
018	SPACER, HINGE, 90 MM BY 50 MM BY 906 MM LG, ALUMINIUM, P1040, 10 MM THK.	Z3522/008-671 Z5394/GYD671	4			
019	BUMPER, NONMETALLIC RUBBER, LOWER SIDE DOOR ASSEMBLY	5340 66-144-6415 Z3522/36-0124 Z5394/HYM1070	2	EA	X	LMH
020	BOLT, HEX HD, M8 BY 65 MM LG.	Z3522/008558-B008065M Z5394/BH108131	4			
021	SCREW, COUNTERSUNK, SOCKET HD, M8 BY 45 MM LG.	Z3522/008563-BB08045M Z5394/SG108451	6			
022	BOLT, HEX HD, M8 BY 80 MM LG.	Z3522/008558-B008080M Z5394/BH108161	2			

ISSUE NO: 1 REPAIR PARTS SCALE: 02225 PAGE NO: 63

* GRADE OF REPAIR (LIGHT, MEDIUM OR HEAVY)

GROUP WJB

02225



LOWER SIDE DOOR ASSEMBLY

UNCONTROLLED WHEN PRINTED

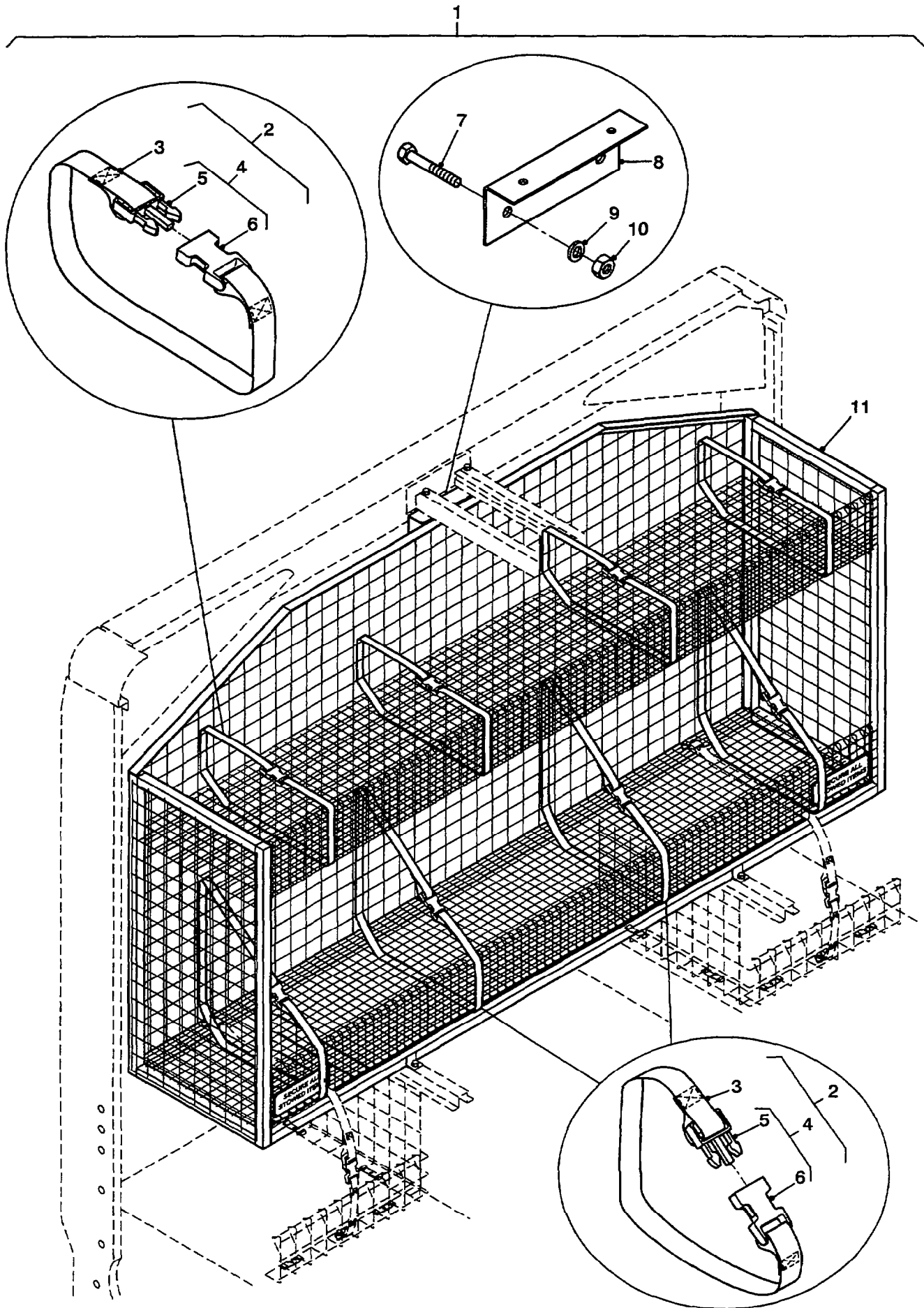
GROUP WJB
 TITLE LOWER SIDE DOOR ASSEMBLY

ITEM NO	DESIGNATION	NSN MANUFACTURER CODE/PART NO SUPPLIER CODE/PART NO	NO OFF	U O	E X	L* M* H*
023	BOLT, HEX HD, M8 BY 50 MM LG.	Z3522/008558-B008050M Z5394/BH108101	6			
903	DECAL, CAUTION, HOLD STAY BEFORE LIFTING BENCH (REFER SGD 021)	Z3522/008-544 Z5394/GYD544	2			
904	CHAIN, MILD STEEL, 3 MM (USE AS REQUIRED)	Z1F95/0490 5004 Z5394/HYM1039	1			

* GRADE OF REPAIR (LIGHT, MEDIUM OR HEAVY)

GROUP WJC SHEET 1

02225



REAR CAGE ASSEMBLY

UNCONTROLLED WHEN PRINTED

GROUP WJC/1
 TITLE REAR CAGE ASSEMBLY

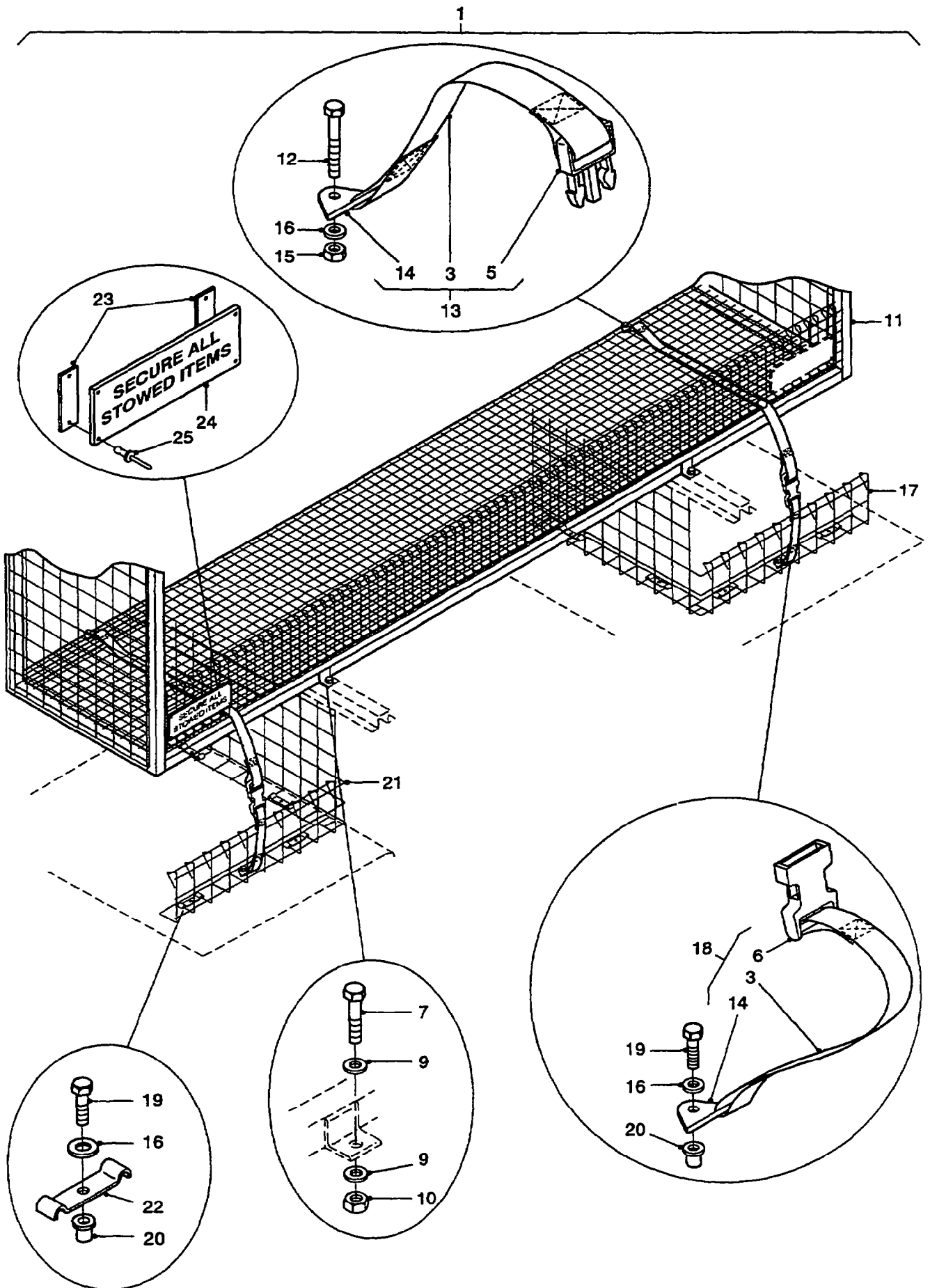
ITEM NO	DESIGNATION	NSN MANUFACTURER CODE/PART NO SUPPLIER CODE/PART NO	NO OFF	U O I	E X P	L* M* H*
001	CAGE ASSEMBLY, REAR, 2000 MM BY 1043 MM BY 430 MM (INCLUDES WJC 002, WJC 007 TO WJC 013, WJC 015, WJC 016 AND WJC 023 TO WJC 025)	Z4681/43-1720 Z5394/FYD1720	1			
002	STRAP, ASSEMBLY CAGE, REAR, 2100 MM LG (INCLUDES WJC 003 AND WJC 004, ALSO PART OF WJC 001)	2540 66-144-6496 Z3522/008-591 Z5394/GYD591	8	EA	X	LMH
003	WEBBING (USE WJC 002, WJC 013, WJC 018 OR MANUFACTURE FROM WJC 901)	/NIL /NIL	1			
004	BUCKLE SIDE RELEASE, PLASTIC, OLIVE DRAB. 2 PIECE, FOR 25 MM W STRAP (INCLUDES WJC 005 AND WJC 006, ALSO PART OF WJC 002)	5340 66-144-6368 Z4495/380-0816 Z5394/HYM949	1	EA	X	LMH
005	CLIP, MALE (USE WJC 004 OR WJC 013)	/NIL /NIL	1			
006	CLIP, FEMALE (USE WJC 004 OR WJC 018)	/NIL /NIL	1			
007	BOLT, HEX HD, M8 BY 25 MM LG, GRADE 8.8 (ALSO PART OF WJC 001)	Z3522/008558-B008025M Z5394/BH108051	4			
008	ANGLE, MOUNTING, CAGE, 200 MM BY 75 MM BY 3 MM THK, STEEL, GRADE 250 (ALSO PART OF WJC 001)	Z4681/43-1720-3 Z5394/FYD1720/3	1			
009	WASHER, FLAT, STEEL, M8 (ALSO PART OF WJC 001)	Z3522/008561-BA080000 Z5394/WA108001	6			
010	NUT, NYLOC, M8 (ALSO PART OF WJC 001)	Z3522/008562-BE08000M Z5394/NY108041	4			
011	CAGE, REAR (USE WJC 001)	/NIL /NIL	1			

ISSUE NO: 1 REPAIR PARTS SCALE: 02225 PAGE NO: 65

* GRADE OF REPAIR (LIGHT, MEDIUM OR HEAVY)

GROUP WJC SHEET 2

02225



REAR CAGE ASSEMBLY

UNCONTROLLED WHEN PRINTED

GROUP WJC/2
 TITLE REAR CAGE ASSEMBLY

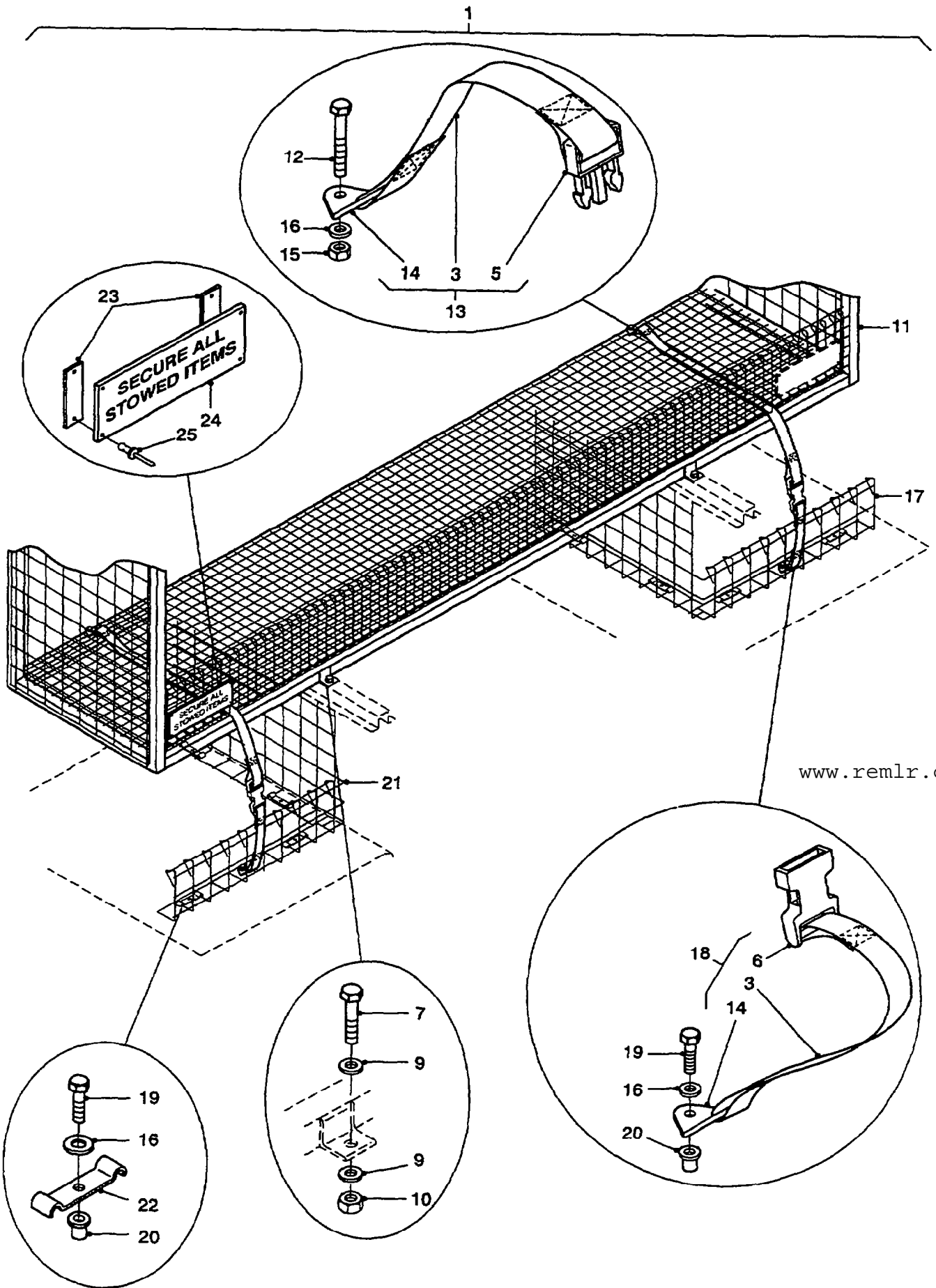
ITEM NO	DESIGNATION	NSN MANUFACTURER CODE/PART NO SUPPLIER CODE/PART NO	NO OFF	U O	E X	L* M* H*
012	BOLT, HEX HD, M6 BY 45 MM (ALSO PART OF WJC 001)	Z3522/008558-B006045M Z5394/BH106091	2			
013	STRAP, ASSEMBLY (1260 MM LG, INCLUDES WJC 003, WJC 005 AND WJC 014, ALSO PART OF WJC 001)	2540 66-144-6498 Z3522/008-589 Z5394/GYD589	2	EA	X	LMH
014	BUCKLE, RETAINING END (USE WJC 013 OR WJC 018)	/NIL /NIL	1			
015	NUT, NYLOC, M6 (ALSO PART OF WJC 001)	Z3522/008562-BE06000M Z5394/NY106044	14			
016	WASHER, FLAT, STEEL, M6 (ALSO PART OF WJC 001)	Z3522/008561-BA060000 Z5394/WA106001	12			
017	CAGE, REAR, DIVIDER, FLOOR MOUNTED, RH, 490 MM BY 490 MM, MESH, 50 MM BY 50 MM BY 3 MM	Z4681/43-1721-2 Z5394/FYD1721/2	1			
018	STRAP, ASSEMBLY (240 MM LG, INCLUDES WJC 003, WJC 006 AND WJC 014)	2540 66-144-6497 Z3522/008-590 Z5394/GYD590	2	EA	X	LMH
019	SCREW, HEX HD, M6 BY 25 MM	Z3522/008559-B006025M Z5394/SH108451	10			
020	NUT, RIVET, M6	Z3522/008-554 Z5394/MM106301	10			
021	CAGE, REAR, DIVIDER, FLOOR MOUNTED, LH, 490 MM BY 490 MM, MESH, 50 MM BY 50 MM BY 3 MM	Z4681/43-1721-1 Z5394/FYD1721/1	1			
022	CLAMP, MESH, SPECIAL SHAPE	Z4681/53-0001 Z5394/HYM929	8			
023	PLATE, MOUNTING, 60 MM BY 20 MM BY 3 MM (ALSO PART OF WJC 001)	Z3522/008-549 Z5394/GYD549	4			

ISSUE NO: 1

REPAIR PARTS SCALE: 02225

PAGE NO: 66

* GRADE OF REPAIR (LIGHT, MEDIUM OR HEAVY)



www.remlr.com

REAR CAGE ASSEMBLY

GROUP WJC/2
 TITLE REAR CAGE ASSEMBLY

ITEM NO	DESIGNATION	NSN MANUFACTURER CODE/PART NO SUPPLIER CODE/PART NO	NO OFF	U O	E X	L* M* H*
024	LABEL ASSEMBLY, SECURE ALL STOWED ITEMS, 175 MM BY 60 MM, C/W MOUNTING PLATE (REFER SGD 014 AND SGD 903, ALSO PART OF WJC 001)	Z3522/008-550 Z5394/GYD550	2			
025	RIVET, POP, ALUMINIUM ALLOY, 4.8 MM BY 16.3 MM LG. (ALSO PART OF WJC 001)	Z1426/0115-5006 Z5394/RA612433	8			
901	WEBBING, DRAB OLIVE, 25 MM WIDE, 40 MR ROLL (USE AS REQUIRED)	Z3522/B2503-PPB Z3522/B2503-PPB	1			

ISSUE NO: 1

REPAIR PARTS SCALE: 02225

PAGE NO: 67

* GRADE OF REPAIR (LIGHT, MEDIUM OR HEAVY)

UNCONTROLLED WHEN PRINTED

UNCONTROLLED WHEN PRINTED

UNCONTROLLED WHEN PRINTED