

Registry of Ex Military Land Rovers

Copyright of this document is retained by the original authors. Some parts may have been superseded or changed since that time.

This document has been download from the Registry of Ex Military Land Rovers at <http://www.remlr.com> . All files available from this site are free of charge.

If you have paid for this document please report where you purchased it from to the Registry of Ex Military Land Rovers Inc at webmaster@remlr.com



DRAWING No.	SHEET SIZE	ISSUE No.	TITLE	SCHEDULE OF PREVIOUS ASSY.
ADE(V)46-2	C	5	GENERAL ASSEMBLY	
				ASSEMBLIES SCHEDULED ON
ADE(V)46-17	O/S	5	BODY ASSEMBLY	ADE(V)46-1 Sht 2
-56	D	4	FRAME COVER RIVETED WELDED ASSY	" " " Sht 12
-71	C	1	BOW, ADJUSTABLE	
-72/1	B	1	POST, CORNER, SHORT	
-72/2	B	1	POST, CORNER, LONG	
ADE(M)24-2	C		CLEANING, PRETREATMENT AND PAINTING OF METAL.	
5 ADE(V)46-93	E	1	INSTALLATION SWITCHBOARD & CONTAINER CABLE.	ADE(V)46-1 SHT 17.

LAST DRG No. IN THIS SERIES IS ADE(V)46-102A
 DRGS NOT USED ADE(V)46-3 to 16, 50 to 54, 58 TO 70 and 73 to 8186

DRAWN	CREATOR	ISSUE No.	DATE	C/A No.	APPROVAL
CHECKED	E. GWYHER	1	6 Jun 62	W141/62	W J E
PROJ. ENG.	John FITZ GERALD	2	15 Oct 62	W173/62	
SEALED	DATE 20-7-62 for C.S.D.E.	3	22 Oct 62	W184/62	
		7	2 SEP 68	V 698/66	

ARMY DESIGN ESTABLISHMENT, AUSTRALIAN MILITARY FORCES

TITLE	BODY, FLAT BED, VEHICULAR	DRAWING No.	ADE(V)46-1	SHEET	1	SHEET	A
	DRAWING SCHEDULE			OF	22	SIZE	

DRAWING No.	SHEET SIZE	ISSUE No.	TITLE	SCHEDULE OF PREVIOUS ASSY.
ADE(V)46-17	O/S	5	BODY ASSEMBLY	ADE(V)46-1 Sht 1
				ASSEMBLIES SCHEDULED ON
ADE(V)46-18	O/S	2	BODY SUB-ASSEMBLY	ADE(V)46-1 Sht 3
-31	C	1	CROSSMEMBER ASSY (LONG)	" " " " 7
-33	C	1	CROSSMEMBER ASSY (SHORT)	" " " " 8
-35	C	1	CROSSMEMBER ASSY (SHORT)	" " " " 9
-37	D	1	FRONT FRAME DECKING ASSY	" " " " 10
-41	D	1	REAR FRAME DECKING ASSY	" " " " 11
-43/1	B	1	PROTECTION ANGLE, REAR L.H.	
-43/2	B	1	PROTECTION ANGLE, REAR R.H.	
-44/1	B	2	DOOR, BENCH LOCKER L.H.	
-44/2	B	2	DOOR, BENCH LOCKER R.H.	
-45/1	C	3	BENCH TOP FRAME L.H.	[3] ADE(V)46-1 SHT 21
-45/2	C	3	BENCH TOP FRAME R.H.	ADE(V)46-1 SHT 22
-46/1	B	1	PROTECTION ANGLE FRONT L.H.	
-46/2	B	1	PROTECTION ANGLE FRONT R.H.	
-47	A	1	BENCH TOP (PLYWOOD)	
-48	A	1	IDENTIFICATION PLATE	
-49	A	1	CHANNEL.	
-87/1	C	2	INSTALLATION DOOR ASSY L.H.	ADE(V)46-1 SHT 13
-87/2	C	2	INSTALLATION DOOR ASSY R.H.	" " " " " 15

DRAWN	CHECKED	PROJ. ENG.	SEALED	ISSUE No.	DATE	C/A No.	APPROVAL
	GREATOREX	E GWYTHEN		1	16 JUN 62	MV144/62	
				4	8 SEP 62	V696/66 V699/66 V897/66	
					DATE 20 JUL 62 for C.S.D.E.		

ARMY DESIGN ESTABLISHMENT, AUSTRALIAN MILITARY FORCES

TITLE	DRAWING No.	SHEET	SHEET
DRAWING SCHEDULE	ADE(V)46-1	2	A
		OF	SIZE

DRAWING No.	SHEET SIZE	ISSUE No.	TITLE	SCHEDULE OF PREVIOUS ASSY.
ADE(V)46-18	O/S	1	BODY SUB-ASSEMBLY	ADE(V)46-1 Sht 2
				ASSEMBLIES SCHEDULED ON
ADE(V)46-19	C	2	FRONT BULKHEAD ASSY	ADE(V)46-1 Sht 4
-23/1	D	2	WHEEL ARCH BOX ASSY L.H.	" " " 5
-23/2	D	2	WHEEL ARCH BOX ASSY R.H.	" " " 6
-55	B	1	BENCH TRAY	

DRAWN	GREATOREX	ISSUE No.	DATE	C/A No.	APPROVAL
CHECKED	E.GWYHER	DESIGN APPROVED	1	16 JUN 62	MPVIAE/62
PROJ. ENG.		JOHN FITZ GERALD	2	2 SEP 66	V690/66
SEALED		DATE 20 JUL 62 for C.S.D.E.			

ARMY DESIGN ESTABLISHMENT, AUSTRALIAN MILITARY FORCES

TITLE	DRAWING No.	SHEET	SHEET
DRAWING SCHEDULE	ADE(V)46-1	3	A
		OF	SIZE

DRAWING No.	SHEET SIZE	ISSUE No.	TITLE	SCHEDULE OF PREVIOUS ASSY.
ADE(V)46-19	C	2	FRONT BULKHEAD ASSY	ADE(V)46-1 Sht 3
				ASSEMBLIES SCHEDULED ON
ADE(V)46-20	B	1	FRONT BULKHEAD	
-21	A	1	CORNER STIFFENER	
-22/1	B	2	REINFORCEMENT GUSSET L.H.	
-22/2	B	2	REINFORCEMENT GUSSET R.H.	

DRAWN	CREATOR	ISSUE No.	DATE	C/A No.	APPROVAL
E. GWYHER	DESIGN APPROVED	1	16 JUN 62	M1144/62	—
PROJ. ENG.	JOHN FITZ GERALD	2	3 SEP 66	V694/66	
SEALED	DATE 20 JUL 62 for C.S.D.E.				

ARMY DESIGN ESTABLISHMENT, AUSTRALIAN MILITARY FORCES	
TITLE DRAWING SCHEDULE	DRAWING No. ADE(V)46-1 SHEET 4 OF A SIZE

DRAWING No.	SHEET SIZE	ISSUE No.	TITLE	SCHEDULE OF PREVIOUS ASSY.
ADE(V)46-23/1	D	2	WHEEL ARCH BOX ASSY L.H.	ADE(V)46-1 Sht 3
				ASSEMBLIES SCHEDULED ON
ADE(V)46-24/1	B	1	FRONT SIDE PLATE, L.H.	
-25/1	B	1	SIDE PANEL, L.H.	
-26/1	B	1	REAR SIDE PLATE, L.H.	
-27/1	B	1	INNER REAR PANEL, L.H.	
-28/1	B	2	LOCKER FRAME, L.F.	
-29	A	1	STIFFENER	
-30	A	1	REINFORCING ANGLE	

DRAWN	GREATOREX		ISSUE No.	DATE	C/A No.	APPROVAL
CHECKED	F. GWYHER	DESIGN APPROVED	1	16 JUN '62	111/44/62	—
PROJ. ENG.		JOHN FITZ GERALD	2	2 SEPT 62	1697/66 1698/66	
SEALED		DATE 20 JUL '62 for C.S.D.E.				

ARMY DESIGN ESTABLISHMENT, AUSTRALIAN MILITARY FORCES

TITLE	DRAWING No.	SHEET	SHEET
DRAWING SCHEDULE	ADE(V)46-1	5	A
		OF	SIZE

DRAWING No.	SHEET SIZE	ISSUE No.	TITLE	SCHEDULE OF PREVIOUS ASSY.
ADE(V)46-23/2	D	2	WHEEL ARCH BOX ASSY R.H.	ADE(V)46-1 Sht 3
				ASSEMBLIES SCHEDULED ON
ADE(V)46-24/2	B	1	FRONT SIDE PLATE, R.H.	
-25/2	B	1	SIDE PANEL, R.H.	
-26/2	B	+	REAR SIDE PLATE, R.H.	
-27/2	B	1	INNER REAR PANEL, R.H.	
-28/2	B	2	LOCKER FRAME, R.H.	
-29	A	1	STIFFENER	
-30	A	1	REINFORCING ANGLE	

DRAWN	CREATOR	ISSUE No.	DATE	C/A No.	APPROVAL
CREATOREX					
CHECKED	D. GWYHER	DESIGN APPROVED	1	16 JUN '62	MY/HA/62
PROJ. ENG.		JOHN FITZ GERALD	2	2 SEP '66	V697/66 V694/66
SEALED		DATE 20 JUL '62 for C.S.D.E.			

ARMY DESIGN ESTABLISHMENT, AUSTRALIAN MILITARY FORCES

TITLE	DRAWING No.	SHEET	SHEET
DRAWING SCHEDULE	ADE(V)46-1	6 OF	A SIZE

DRAWING No.	SHEET SIZE	ISSUE No.	TITLE	SCHEDULE OF PREVIOUS ASSY.
ADE(V)46-31	C	1	CROSSMEMBER ASSY (LONG)	ADE(V)46-1 Sht 2
				ASSEMBLIES SCHEDULED ON
ADE(V)46-32	A	1	MOUNTING PAD	

DRAWN	GREATOREX		ISSUE No.	DATE	C/A No.	APPROVAL
CHECKED	E. GWYHER	DESIGN APPROVED	1	16 JUL 62	49V1AA/62	—
PROJ. ENG.		JOHN FITZ GERALD				
SEALED		DATE 20 JUL 62 for C.S.D.E.				

ARMY DESIGN ESTABLISHMENT, AUSTRALIAN MILITARY FORCES		
TITLE	DRAWING No.	SHEET OF
DRAWING SCHEDULE	ADE(V)46-1	7 OF A SIZE

DRAWING No.	SHEET SIZE	ISSUE No.	TITLE	SCHEDULE OF PREVIOUS ASSY.
ADE(V)46-33	C	1	CROSSMEMBER ASSY (SHORT)	ADE(V)46-1 Sht 2
ADE(V)46-32 -34	A A	1 1	MOUNTING PAD MOUNTING PAD	ASSEMBLIES SCHEDULED ON

DRAWN	GREATOREX	ISSUE No.	DATE	C/A No.	APPROVAL
CHECKED	E.GWYHER	DESIGN APPROVED	1	16 JUN '62	MV 1A4/62
PROJ. ENG.		JOHN FITZ GERALD			
SEALED		DATE 20 JUL '62 for C.S.D.E.			

ARMY DESIGN ESTABLISHMENT, AUSTRALIAN MILITARY FORCES			
TITLE	DRAWING No.	SHEET	SHEET
DRAWING SCHEDULE	ADE(V)46-1	8	A
		OF	SIZE

DRAWING No.	SHEET SIZE	ISSUE No.	TITLE	SCHEDULE OF PREVIOUS ASSY.
ADE(V) 46-35	C	1	CROSSMEMBER ASSY (SHORT)	ADE(V)46-1 Sht 2
				ASSEMBLIES SCHEDULED ON
ADE(V)46-32	A	1	MOUNTING PAD	
-36	A	1	MOUNTING PAD	

DRAWN	GREATOREX	ISSUE No.	DATE	C/A No.	APPROVAL
CHECKED	E.GWYTHER	DESIGN APPROVED	1	16 JUN 62 MV124/62	—
PROJ. ENG.		JOHN FITZ GERALD			
SEALED		DATE 20 JUL 62 for C.S.D.E.			

ARMY DESIGN ESTABLISHMENT, AUSTRALIAN MILITARY FORCES

TITLE	DRAWING No.	SHEET	SHEET
DRAWING SCHEDULE	ADE(V)46-1	9	A
		OF	SIZE

DRAWING No.	SHEET SIZE	ISSUE No.	TITLE	SCHEDULE OF PREVIOUS ASSY.
ADE(V)46-37	D	1	FRONT FRAME DECKING ASSY	ADE(V)46-1 Sht 2
				ASSEMBLIES SCHEDULED ON
ADE(V)46-38	A	1	BRACKET, Lifting Lug	
-39	A	1	LIFTING LUG	
-40	A	1	GUSSET	

DRAWN	GREATOREX		ISSUE No.	DATE	C/A No.	APPROVAL
CHECKED	E. GWYTHIER	DESIGN APPROVED	1	16 JUN '62	MY 144/62	—
PROJ. ENG.		JOHN FITZ GERALD				
SEALED		DATE 20 JUL '62 for C.S.D.E.				
ARMY DESIGN ESTABLISHMENT, AUSTRALIAN MILITARY FORCES						
TITLE			DRAWING No.		SHEET	SHEET
DRAWING SCHEDULE			ADE(V) 46-1		10	A
					OF	SIZE

DRAWING No.	SHEET SIZE	ISSUE No.	TITLE	SCHEDULE OF PREVIOUS ASSY.
ADE(V)45-41	D	1	REAR FRAME DECKING ASSY	ADE(V)46-1 Sht 2
ADE(V)46-38	A	1	BRACKET, Lifting Lug	ASSEMBLIES SCHEDULED ON
-39	A	1	LIFTING LUG	
-42	A	1	GUSSET	

DRAWN	GREATOREX	ISSUE No.	DATE	C/A No.	APPROVAL
CHECKED	E. GWYHER	DESIGN APPROVED	1	16 JUN '62	MY 144/62
PROJ. ENG.		JOHN FITZ GERALD			
SEALED		DATE 20 JUL '62 for C.S.D.E.			
ARMY DESIGN ESTABLISHMENT, AUSTRALIAN MILITARY FORCES					
TITLE DRAWING SCHEDULE			DRAWING No. ADE(V)46-1		SHEET 11 OF A SIZE

DRAWING No.	SHEET SIZE	ISSUE No.	TITLE	SCHEDULE OF PREVIOUS ASSY.
ADE(V)46-56	D	4	FRAME, Cover Riveted and Welded Assy	ADE(V)46-1 Sht 1
				ASSEMBLIES SCHEDULED ON
ADE(V)46-57	A	1	PIN, Grooved, Headed	
-82	A	1	BRACKET	
-83	B	2	BRACKET	
-84	A	1	SOCKET ASSEMBLY, EARTH PIPE.	
-85	B	1	SOCKET Assembly	

DRAWN	GREATOREX	ISSUE No.	DATE	C/A No.	APPROVAL
CHECKED	E. GWYHER	DESIGN APPROVED	1	16 Jun 62	MV144/62
PROJ. ENG.		John Fitz-Gerald	2	15 Oct 62	MV173/62
SEALED		20 Jul	3	16 Oct 62	MV164/62
		DATE 62 for C.S.D.E.		6 Mar 63	MV219/63

ARMY DESIGN ESTABLISHMENT, AUSTRALIAN MILITARY FORCES

TITLE	DRAWING No.	SHEET	SHEET
DRAWING SCHEDULE	ADE(V)46-1	12	A
		OF	SIZE

DRAWING No.	SHEET SIZE	ISSUE No.	TITLE	SCHEDULE OF PREVIOUS ASSY.
ADE(V)46-87/1	C	2	INSTALLATION, DOOR ASSY L.H.	ADE(V)46-1 Sht 2
				ASSEMBLIES SCHEDULED ON
ADE(V)46-88/1	C	2	DOOR ASSEMBLY L.H.	ADE(V)46-1 Sht 14

2

DRAWN	CHECKED	PROJ. ENG.	SEALED	DESIGN APPROVED	ISSUE No.	DATE	C/A No.	APPROVAL
	GREATOREX			W. J. ELLIS	1	6Nov63	MV319/63	W. J. E.
					2	21JULY66	V478/64	I L B
				DATE 10 JAN 64 for C.S.D.E.				

ARMY DESIGN ESTABLISHMENT, AUSTRALIAN MILITARY FORCES

TITLE	DRAWING No.	SHEET	SHEET
DRAWING SCHEDULE	ADE(V)46-1	13 OF	A SIZE

DRAWING No.	SHEET SIZE	ISSUE No.	TITLE	SCHEDULE OF PREVIOUS ASSY.
ADE(V)46-88/1	C	2	DOOR ASSEMBLY L.H.	ADE(V)46-1 Sht 13
ADE(V)46-89	B	2	PLATE, DOOR	ASSEMBLIES SCHEDULED ON
" " "-90	B	2	PLATE, LOCATING	
" " "-91	A	2	CATCH	

DRAWN	CHECKED	PROJ. ENG.	SEALED	ISSUE No.	DATE	C/A No.	APPROVAL
	GREATOR EX			1	6 Nov 63	WV319/63	W.J.E.
				2	21 JULY 66	v478/64	I L B
					DATE 10 JAN 64 for C.S.D.E.		

ARMY DESIGN ESTABLISHMENT, AUSTRALIAN MILITARY FORCES

TITLE	DRAWING No.	SHEET	SHEET
DRAWING SCHEDULE	ADE(V)46-1	14	A
		OF	SIZE

DRAWING No.	SHEET SIZE	ISSUE No.	TITLE	SCHEDULE OF PREVIOUS ASSY.
ADE(V)46-87/2	C	2	INSTALLATION, DOOR ASSY R.H.	ADE(V)46-1 Sht 2
ADE(V)46-88/2	C	2	DOOR ASSEMBLY R.H.	ADE(V)46-1 Sht 16

2

DRAWN	CHECKED	PROJ. ENG.	SEALED	DESIGN APPROVED	ISSUE No.	DATE	C/A No.	APPROVAL
	GREATOREX			W. J. ELLIS	1	6 Nov 63	V319/63	W. J. E.
					2	21 JULY 66	V478/64	I. L. B.
				DATE 10 JAN 64 for C.S.D.E.				

ARMY DESIGN ESTABLISHMENT, AUSTRALIAN MILITARY FORCES

TITLE DRAWING SCHEDULE	DRAWING No. ADE(V)46-1	SHEET 15 OF	SHEET A SIZE
---------------------------	---------------------------	-------------------	--------------------

DRAWING No.	SHEET SIZE	ISSUE No.	TITLE	SCHEDULE OF PREVIOUS ASSY.
ADE(V)46-88/2	C	2	DOOR ASSEMBLY R.H.	ADE(V)46-1 Sht 15
				ASSEMBLIES SCHEDULED ON
ADE(V)46-89	B	2	PLATE, DOOR	
" " "-90	B	2	PLATE, LOCATING	
" " "-91	A	2	CATCH	

DRAWN	CHECKED	PROJ. ENG.	SEALED	DESIGN APPROVED	ISSUE No.	DATE	C/A No.	APPROVAL
	GREATOR EX			H. J. ELLIS.	1	6 Nov 63	MV319/63	W. J. E.
					2	21 JULY 66	V478/64	I L B
				DATE 10 JAN 64 for C.S.D.E.				

ARMY DESIGN ESTABLISHMENT, AUSTRALIAN MILITARY FORCES		
TITLE	DRAWING No.	SHEET OF SHEET SIZE
DRAWING SCHEDULE	ADE(V)46-1	16 OF A

DRAWING No.	SHEET SIZE	ISSUE	TITLE	SCHEDULE OF PREVIOUS ASSY.
ADE(V)46-93	E	1	INSTALLATION SWITCHBOARD AND CONTAINER CABLE	ADE(V)46-1 Sht 1
				ASSEMBLIES SCHEDULED ON
ADE(V)46-94	C	1	FRAME, SWITCHBOARD, ASSY.	ADE(V)46-1 Sht 18
ADE(V)46-100/1	C	1	CONTAINER, CABLE, ASSY.	ADE(V)46-1 Sht 19
ADE(V)46-97	C	1	PANEL, POWER DISTRIBUTION ASSY.	ADE(V)46-1 Sht 20

DRAWN	WALSH	ISSUE	DATE	C/A No.	APPROVAL
CHECKED	GREATOREX	DESIGN APPROVED	1	11 Nov 65	V611/65
PROJ. ENG.	I BEYNON	<i>W J ELLIS</i>			<i>I. L. B</i>
SEALED		DATE <i>24 MAY 65</i> for C.S.D.E.			

ARMY DESIGN ESTABLISHMENT, AUSTRALIAN MILITARY FORCES

TITLE	DRAWING No.	SHEET	SHEET
DRAWING SCHEDULE	ADE(V)46-1	<i>17</i> OF	A SIZE

DRAWING No.	SHEET SIZE	ISSUE	TITLE	SCHEDULE OF PREVIOUS ASSY.
ADE(V) 46-94	C	1	FRAME SWITCHBOARD ASSY.	ADE(V) 46-1 Sht 17
				ASSEMBLIES SCHEDULED ON
ADE(V) 46-95	E	1	FRAME	
ADE(V) 46-96	A	1	SPACER	

DRAWN	W WALSH	ISSUE	DATE	C/A No.	APPROVAL
CHECKED	GREATOREX	DESIGN APPROVED	1	11 Nov 65	V611/65
PROJ. ENG.	I BEYNON	<i>WJ BLUS</i>			I.L.B
SEALED		DATE <i>29 Nov 65</i> for C.S.D.E.			

ARMY DESIGN ESTABLISHMENT, AUSTRALIAN MILITARY FORCES

TITLE	DRAWING No.	SHEET	SHEET
DRAWING SCHEDULE	ADE(V) 46-1	18	A
		OF	SIZE

DRAWING No.	SHEET SIZE	ISSUE	TITLE	SCHEDULE OF PREVIOUS ASSY.
ADE(V)46-100/1	C	1	CONTAINER CABLE ASSEMBLY	ADE(V)46-1 Sht 17
				ASSEMBLIES SCHEDULED ON
ADE(V)46-100/2	C	1	CONTAINER	
ADE(V)46-100/3	C	1	COVER	

DRAWN	W WALSH	ISSUE	DATE	C/A No.	APPROVAL
CHECKED	GREATOREX	DESIGN APPROVED	1	11 NOV 65	V611/65
PROJ. ENG.	I BEYNON	<i>W TELLIS</i>			I. L. B
SEALED		DATE <i>24 MAY 66</i> for C.S.D.E.			
ARMY DESIGN ESTABLISHMENT, AUSTRALIAN MILITARY FORCES					
TITLE			DRAWING No.		SHEET
DRAWING SCHEDULE			ADE(V)46-1		19
					OF
					A
					SIZE

DRAWING No.	SHEET SIZE	ISSUE	TITLE	SCHEDULE OF PREVIOUS ASSY.
ADE(V)46-97	C	1	PANEL POWER DISTRIBUTION ASSY	ADE(V)46-1 Sht 17
				ASSEMBLIES SCHEDULED ON
ADE(V)46-101	B	1	WIRING DIAGRAM	
ADE(V)46-98	C	1	PANEL SWITCHBOARD	
ADE(V)46-99	A	1	SCREW EARTHING	

DRAWN	WALSH	ISSUE	DATE	C/A No.	APPROVAL
CHECKED	GREATORIX	DESIGN APPROVED	1	11 Nov 65 V611/65	I. L. B
PROJ. ENG.	I BEYNON	<i>W J ELLIS</i>			
SEALED		DATE <i>29 May 64</i> for C.S.D.E.			

ARMY DESIGN ESTABLISHMENT, AUSTRALIAN MILITARY FORCES

TITLE	DRAWING No.	SHEET	SHEET
DRAWING SCHEDULE	ADE(V)46-1	20	A
		OF	SIZE

DRAWING No.	SHEET SIZE	ISSUE	DESIGNATION	SCHEDULE OF PREVIOUS ASSY.
ADE(V)46-45/1	C	3	BENCH TOP FRAME, L.H. ASSY	ADE(V)46-1 SHEET 2
ADE(V)46-102	A	1	BRACKET, CATCH	ASSEMBLIES SCHEDULED ON

DRAWN	W. WALSH	ISSUE	DATE	C/A No.	APPROVAL
CHECKED	GREATOREX	1	21 July 66	V478/64	GG
PROJ. ENG.			17 Aug 66	V691/66	
SEALED		DATE	10 Jan 64 for C.S.D.E.		

ARMY DESIGN ESTABLISHMENT, AUSTRALIAN MILITARY FORCES

DESIGNATION	DRAWING No. ADE(V)46-1	SHEET 21 OF	SHEET A SIZE
-------------	---------------------------	-------------------	--------------------

DRAWING SCHEDULE

DRAWING No.	SHEET SIZE	ISSUE	DESIGNATION	SCHEDULE OF PREVIOUS ASSY.
ADE(V)46-45/2	C	3	BENCH TOP FRAME, R.H. ASSY	ADE(V)46-1 Sht 2
ADE(V)46-102	A	1	BRACKET, CATCH	ASSEMBLIES SCHEDULED ON

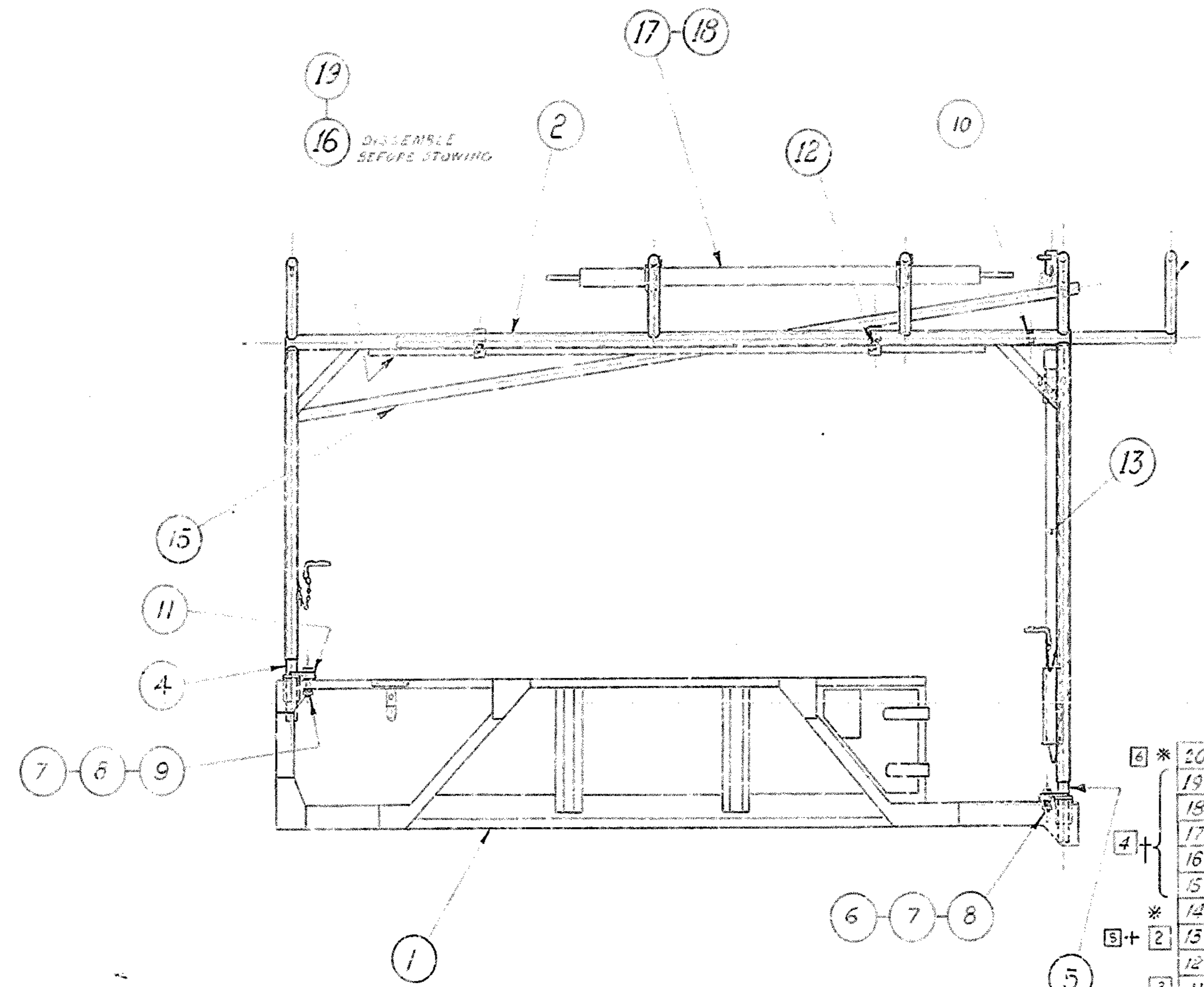
DRAWN	W WALSH	ISSUE	DATE	C/A No.	APPROVAL
CHECKED	CREATOREX	DESIGN APPROVED	29 Jul 66	V473/6A	SG
PROJ. ENG.		W J ELLIS	17 Aug 66	V691/66	
SEALED		DATE 10 Jan 69 for C.S.D.E.			

ARMY DESIGN ESTABLISHMENT, AUSTRALIAN MILITARY FORCES

DESIGNATION	DRAWING No.	SHEET	SHEET
DRAWING SCHEDULE	ADE(V)46-1	OF	A
			SIZE

THIRD ANGLE PROJECTION
DO NOT SCALE

**FOR INFORMATION ONLY
NOT FOR MANUFACTURE**



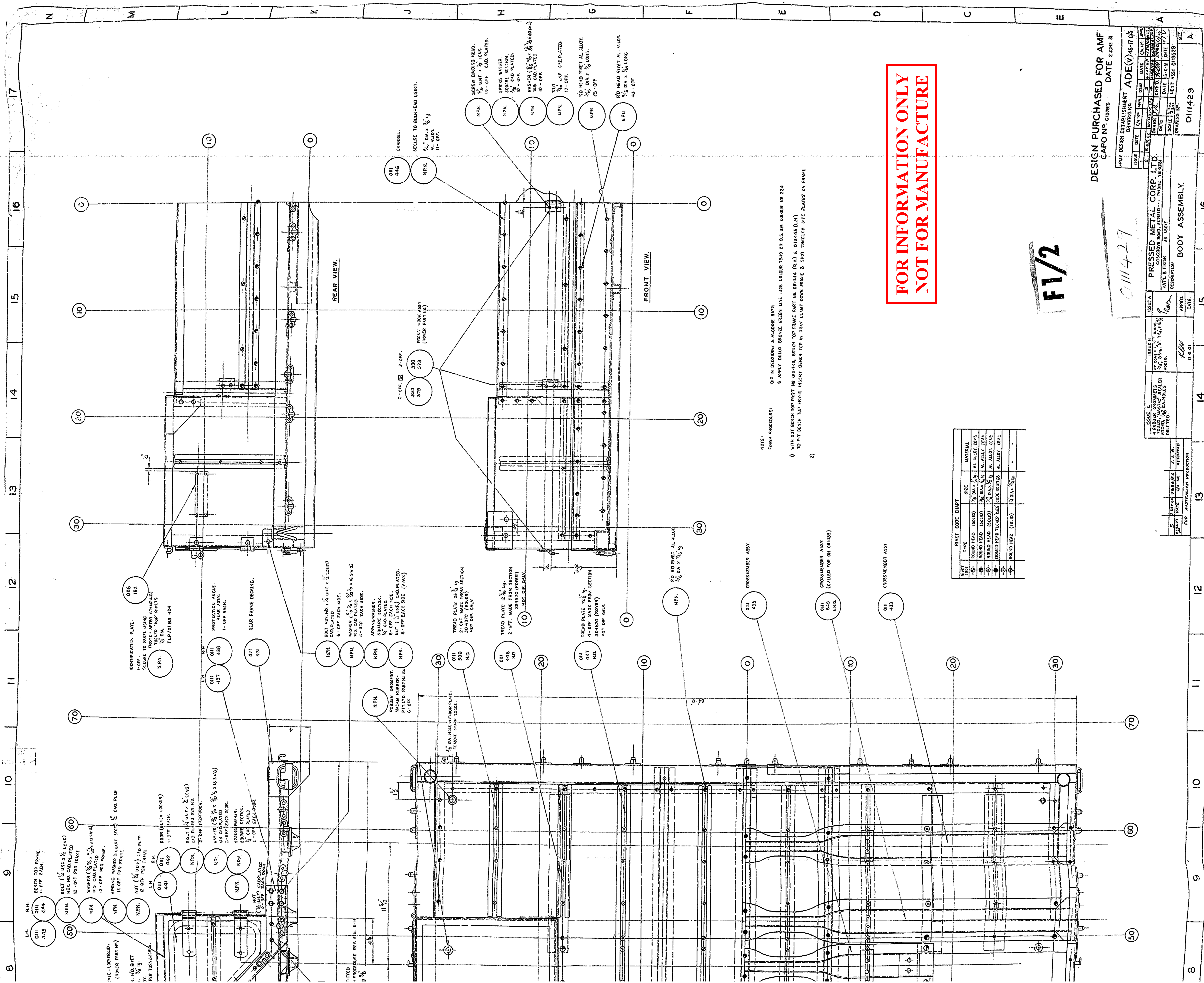
* ITEM NOT SHOWN ON DRG.
† ITEMS 15, 16, 19 REFERENCE ONLY
OTHER ITEMS IN ADE(V)73 SERIES STOWED IN VEHICLE.
‡ ITEM 13 SHALL NOT BE SUPPLIED BY CONTRACTOR

ITEM No.	DRAWING OR PART No.	DESCRIPTION	No. OFF
20	ADE(V)46-93	INSTALLATION SWITCHBOARD CONTAINER CABLE	1
19	ADE(V)73-31a	ANGLE, SUPPORT	1
19	ADE(V)73-78	POLE SECTION, TENT ASSEMBLY	1
17	" " " " " "	POLE SECTION, TENT ASSEMBLY	1
16	" " " " " "	ANGLE, SUPPORT	1
15	" " " " " "	POLE, SUPPORT ASSEMBLY	1
14	" " " " " "	TENT, LIGHTWEIGHT, Repair Vehicle, General Assembly	1
13	Y4 1155	PIPE, EARTH, MK3	1
12		THUMB SCREW, 5/16-24 UNF-2A x 1 1/2, STEEL, CAD PTD	4
11		CLAMP, HOOD STICK, (LAND ROVER PA N930430)	4
10		THUMB-SCREW, 5/16-24 UNF-2A x 1 1/2 LONG, ST CAD PL	2
9		BOLT, HEX HD, 5/16-24 UNF-2A x 1 1/2 LONG, ST CAD PL	2
8		WASHER, SPRING, 5/16 DIA, STEEL CAD PL	4
7		NUT, HEX, 5/16-24 UNF-2B, STEEL CAD PL	4
6		BOLT, HEX HD, 5/16-24 UNF-2A x 1" LONG, ST CAD PL	2
5	ADE(V)46-72c	POST, CORNER, LONG	2
4	" " " " " "	POST, CORNER, SHORT	2
3	" " " " " "	BOW, ADJUSTABLE	1
2	" " " " " "	FRAME, COVER, KINZED & WELDED ASSEMBLY	1
1	" " " " " "	BODY ASSEMBLY	1

EXTERIOR APPLICABLE TO
INTRODUCTION AND PART
AND APPROVED BY THE
PRODUCTION SUPERVISOR
A.P.C. WILD LT COL
10/5/66

ISSUE No.	DATE	CA No.	AMEND No.	APPROVAL
6	10/5/66	WJ/E	7	WJ/E
5	10/5/66	WJ/E	6	WJ/E
4	10/5/66	WJ/E	5	WJ/E
3	10/5/66	WJ/E	4	WJ/E
2	10/5/66	WJ/E	3	WJ/E
1	10/5/66	WJ/E	2	WJ/E

ARMY DESIGN ESTABLISHMENT, AUSTRALIAN MILITARY FORCES
TITLE: GENERAL ASSEMBLY BODY, FLAT BED VEHICULAR
DRAWING No. ADE(V)46-2
SHEET C OF C



**FOR INFORMATION ONLY
NOT FOR MANUFACTURE**

F1/2

DESIGN PURCHASED FOR AMF
CAPO N° 010786 DATE 2 JUNE 61

RAW DESIGN ESTABLISHMENT ADE (V) 16-17 015

DATE	CA NO.	ISSUE	DATE	CA NO.	ISSUE
1961.06.01	011429	1	1961.06.01	011429	1
1961.06.01	011429	2	1961.06.01	011429	2
1961.06.01	011429	3	1961.06.01	011429	3
1961.06.01	011429	4	1961.06.01	011429	4
1961.06.01	011429	5	1961.06.01	011429	5
1961.06.01	011429	6	1961.06.01	011429	6
1961.06.01	011429	7	1961.06.01	011429	7
1961.06.01	011429	8	1961.06.01	011429	8
1961.06.01	011429	9	1961.06.01	011429	9
1961.06.01	011429	10	1961.06.01	011429	10
1961.06.01	011429	11	1961.06.01	011429	11
1961.06.01	011429	12	1961.06.01	011429	12
1961.06.01	011429	13	1961.06.01	011429	13
1961.06.01	011429	14	1961.06.01	011429	14
1961.06.01	011429	15	1961.06.01	011429	15
1961.06.01	011429	16	1961.06.01	011429	16
1961.06.01	011429	17	1961.06.01	011429	17

ISSUE 1

DATE	CA NO.	ISSUE	DATE	CA NO.	ISSUE
1961.06.01	011429	1	1961.06.01	011429	1
1961.06.01	011429	2	1961.06.01	011429	2
1961.06.01	011429	3	1961.06.01	011429	3
1961.06.01	011429	4	1961.06.01	011429	4
1961.06.01	011429	5	1961.06.01	011429	5
1961.06.01	011429	6	1961.06.01	011429	6
1961.06.01	011429	7	1961.06.01	011429	7
1961.06.01	011429	8	1961.06.01	011429	8
1961.06.01	011429	9	1961.06.01	011429	9
1961.06.01	011429	10	1961.06.01	011429	10
1961.06.01	011429	11	1961.06.01	011429	11
1961.06.01	011429	12	1961.06.01	011429	12
1961.06.01	011429	13	1961.06.01	011429	13
1961.06.01	011429	14	1961.06.01	011429	14
1961.06.01	011429	15	1961.06.01	011429	15
1961.06.01	011429	16	1961.06.01	011429	16
1961.06.01	011429	17	1961.06.01	011429	17

RIVET CODE CHART

RIVET CODE	TYPE	SIZE	MATERIAL
①	ROUND HEAD	3/8" DIA. x 3/8"	AL ALLOY CORN
②	ROUND HEAD	3/8" DIA. x 3/8"	AL ALLOY CORN
③	ROUND HEAD	3/8" DIA. x 3/8"	AL ALLOY CORN
④	ROUND HEAD	3/8" DIA. x 3/8"	AL ALLOY CORN
⑤	ROUND HEAD	3/8" DIA. x 3/8"	AL ALLOY CORN
⑥	ROUND HEAD	3/8" DIA. x 3/8"	AL ALLOY CORN
⑦	ROUND HEAD	3/8" DIA. x 3/8"	AL ALLOY CORN
⑧	ROUND HEAD	3/8" DIA. x 3/8"	AL ALLOY CORN
⑨	ROUND HEAD	3/8" DIA. x 3/8"	AL ALLOY CORN
⑩	ROUND HEAD	3/8" DIA. x 3/8"	AL ALLOY CORN
⑪	ROUND HEAD	3/8" DIA. x 3/8"	AL ALLOY CORN
⑫	ROUND HEAD	3/8" DIA. x 3/8"	AL ALLOY CORN
⑬	ROUND HEAD	3/8" DIA. x 3/8"	AL ALLOY CORN
⑭	ROUND HEAD	3/8" DIA. x 3/8"	AL ALLOY CORN
⑮	ROUND HEAD	3/8" DIA. x 3/8"	AL ALLOY CORN
⑯	ROUND HEAD	3/8" DIA. x 3/8"	AL ALLOY CORN
⑰	ROUND HEAD	3/8" DIA. x 3/8"	AL ALLOY CORN
⑱	ROUND HEAD	3/8" DIA. x 3/8"	AL ALLOY CORN
⑲	ROUND HEAD	3/8" DIA. x 3/8"	AL ALLOY CORN
⑳	ROUND HEAD	3/8" DIA. x 3/8"	AL ALLOY CORN
㉑	ROUND HEAD	3/8" DIA. x 3/8"	AL ALLOY CORN
㉒	ROUND HEAD	3/8" DIA. x 3/8"	AL ALLOY CORN
㉓	ROUND HEAD	3/8" DIA. x 3/8"	AL ALLOY CORN
㉔	ROUND HEAD	3/8" DIA. x 3/8"	AL ALLOY CORN
㉕	ROUND HEAD	3/8" DIA. x 3/8"	AL ALLOY CORN
㉖	ROUND HEAD	3/8" DIA. x 3/8"	AL ALLOY CORN
㉗	ROUND HEAD	3/8" DIA. x 3/8"	AL ALLOY CORN
㉘	ROUND HEAD	3/8" DIA. x 3/8"	AL ALLOY CORN
㉙	ROUND HEAD	3/8" DIA. x 3/8"	AL ALLOY CORN
㉚	ROUND HEAD	3/8" DIA. x 3/8"	AL ALLOY CORN
㉛	ROUND HEAD	3/8" DIA. x 3/8"	AL ALLOY CORN
㉜	ROUND HEAD	3/8" DIA. x 3/8"	AL ALLOY CORN
㉝	ROUND HEAD	3/8" DIA. x 3/8"	AL ALLOY CORN
㉞	ROUND HEAD	3/8" DIA. x 3/8"	AL ALLOY CORN
㉟	ROUND HEAD	3/8" DIA. x 3/8"	AL ALLOY CORN
㊱	ROUND HEAD	3/8" DIA. x 3/8"	AL ALLOY CORN
㊲	ROUND HEAD	3/8" DIA. x 3/8"	AL ALLOY CORN
㊳	ROUND HEAD	3/8" DIA. x 3/8"	AL ALLOY CORN
㊴	ROUND HEAD	3/8" DIA. x 3/8"	AL ALLOY CORN
㊵	ROUND HEAD	3/8" DIA. x 3/8"	AL ALLOY CORN
㊶	ROUND HEAD	3/8" DIA. x 3/8"	AL ALLOY CORN
㊷	ROUND HEAD	3/8" DIA. x 3/8"	AL ALLOY CORN
㊸	ROUND HEAD	3/8" DIA. x 3/8"	AL ALLOY CORN
㊹	ROUND HEAD	3/8" DIA. x 3/8"	AL ALLOY CORN
㊺	ROUND HEAD	3/8" DIA. x 3/8"	AL ALLOY CORN
㊻	ROUND HEAD	3/8" DIA. x 3/8"	AL ALLOY CORN
㊼	ROUND HEAD	3/8" DIA. x 3/8"	AL ALLOY CORN
㊽	ROUND HEAD	3/8" DIA. x 3/8"	AL ALLOY CORN
㊾	ROUND HEAD	3/8" DIA. x 3/8"	AL ALLOY CORN
㊿	ROUND HEAD	3/8" DIA. x 3/8"	AL ALLOY CORN

NOTE:
FINISH PROCEDURE:
1) WITH OUT BENCH TOP PART NO 011443, BENCH TOP FRAME PART NO 011444 (RH) & 011445 (LH) TO FIT BENCH TOP FRAME INSERT BENCH TOP IN TRAY CLAMP DOWN FRAME & SPOT THROUGH SPOT PLATES ON FRAME

DESIGN PURCHASED FOR AMF
CAPO N° 010786 DATE 2 JUNE 61

011429

ISSUE 1
DATE 15.06.61
SCALE 1:1
DRAWING NO. 011429

ISSUE 1
DATE 15.06.61
SCALE 1:1
DRAWING NO. 011429

ISSUE 1
DATE 15.06.61
SCALE 1:1
DRAWING NO. 011429

ISSUE 1
DATE 15.06.61
SCALE 1:1
DRAWING NO. 011429

ISSUE 1
DATE 15.06.61
SCALE 1:1
DRAWING NO. 011429

ISSUE 1
DATE 15.06.61
SCALE 1:1
DRAWING NO. 011429

ISSUE 1
DATE 15.06.61
SCALE 1:1
DRAWING NO. 011429

ISSUE 1
DATE 15.06.61
SCALE 1:1
DRAWING NO. 011429

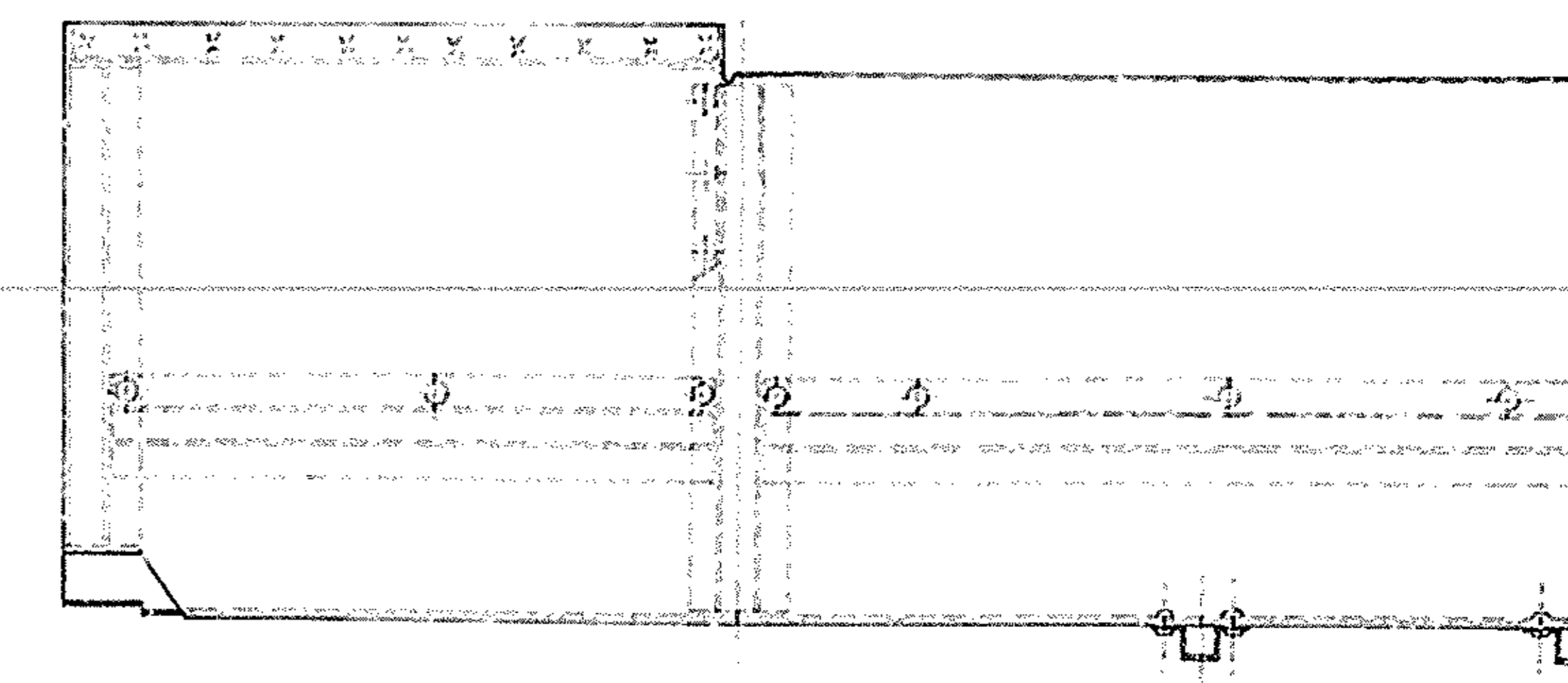
FRONT BULKHEAD ASSY (D11 535)



(D11 531) BENCH TRAY 2 OFF

SPOTWELD TRAY TO WHEEL ARCH BOX & FRONT BULKHEAD AS SHOWN 1/2 PITCH APPROX - ENSURE CORRECT LOCATION

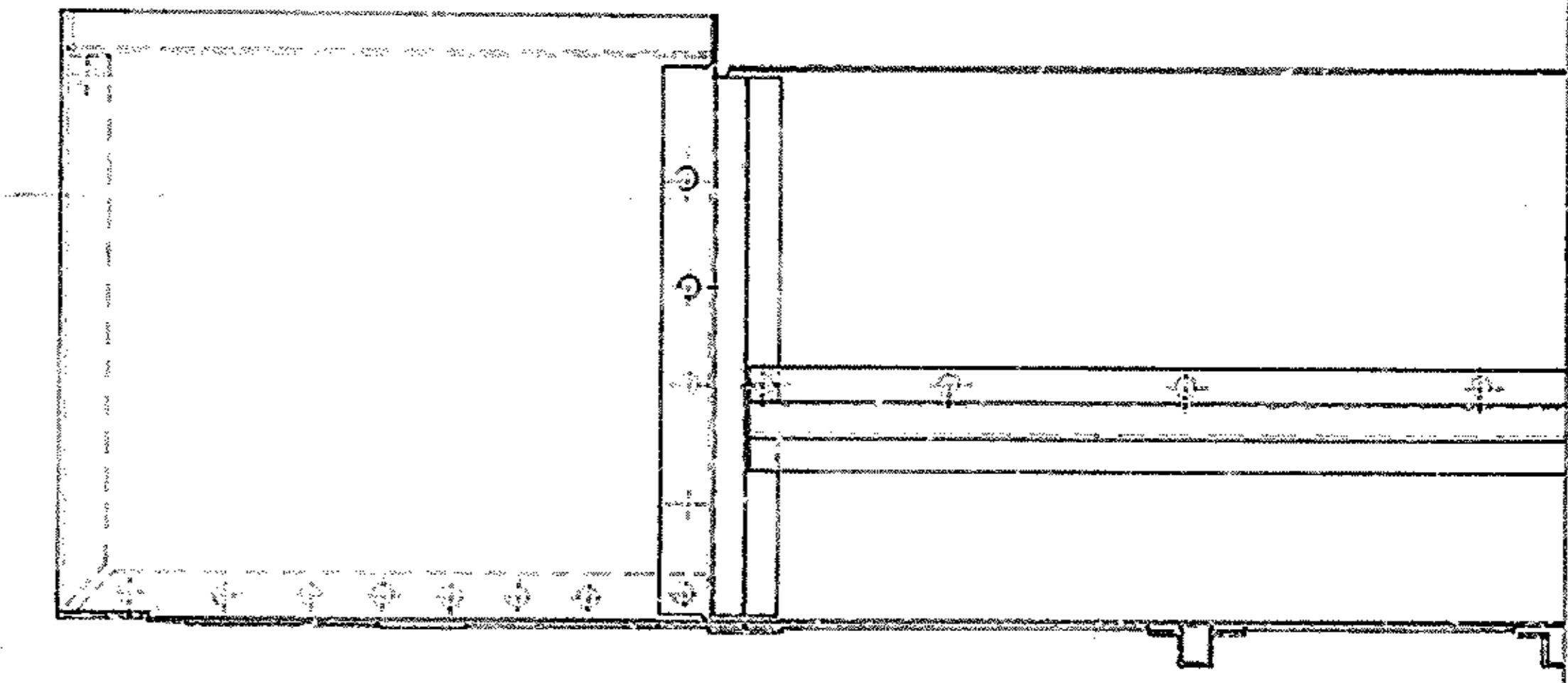
(D11 511) WHEEL ARCH BOX ASSY 1 OFF EACH
(D11 512) R.H. 512



VIEW B

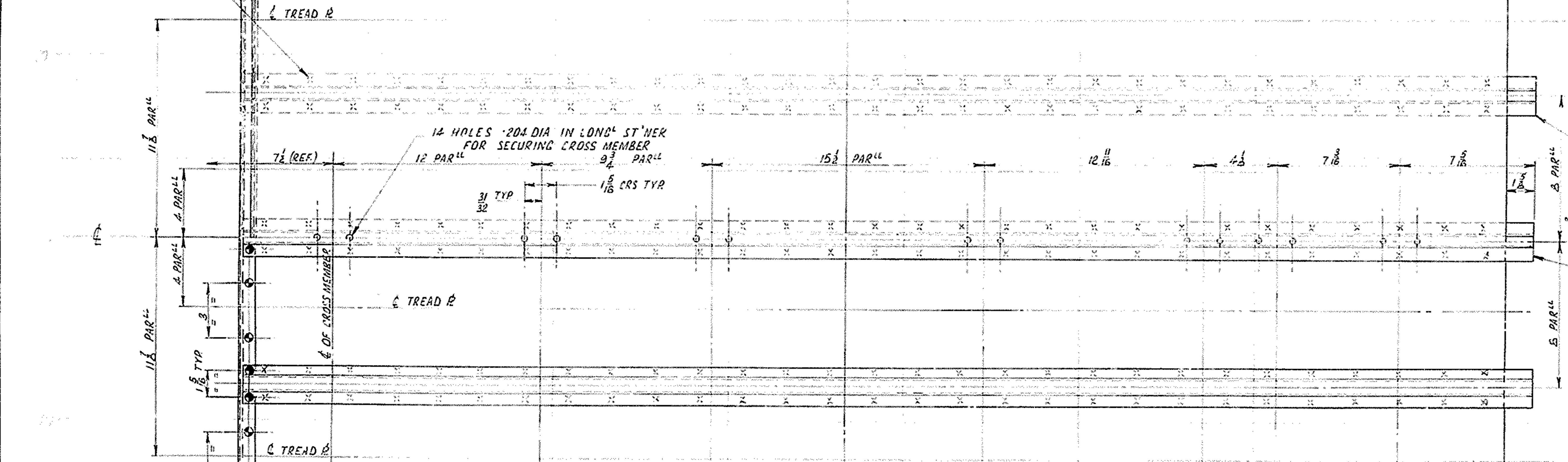
1/8 REF
1/16 JOGGLE + 1 ON END OF STIFFENERS
SPOTWELD TRAY TO INNER REAR PANEL & FRONT SIDE PANEL AS SHOWN 1 PITCH APPROX.
72 1/2
37 1/8 REF

(D11 533 N.D.) FLOOR PLATE M57S 14 SWG (-06) FULL HARD AL ALLOY 72 1/2 x 30



VIEW A

214 SPOTWELDS FOR FIXING STIFFENERS TO FLOOR 2 1/2 PITCH APPROX.



LAP STRIP (D11 537 N.D.) M57S 16 SWG (-064) AL ALLOY FULL HARD 2 x 11 1/8 - 4 OFF SPOTWELD TO FLOOR & SIDE PLATE AS SHOWN 1/2 PITCH APPROX.

14 HOLES 20A DIA IN LONG ST'NER FOR SECURING CROSS MEMBER
12 PAR
1/8 CRS TYP

(D11 534 N.D.) LONGITUDINAL STIFFENER OUTER 73 1/8 LG 2 OFF THIS SECTION IS IDENTICAL TO ROVER PART N° 330619 18 SWG (-048) M57S AL ALLOY HALF HARD

(D11 535 N.D.) LONGITUDINAL STIFFENER CENTRE 73 1/8 LG 1 OFF THIS SECTION IS IDENTICAL TO ROVER PART N° 330619 18 SWG (-048) M57S AL ALLOY HALF HARD

(D11 537 N.D.) LAP STRIP M57S 16 SWG (-064) FULL HARD AL ALL 2 x 11 1/8 - 2 OFF

SPOTWELD AS SHOWN 1/2 PITCH APPROX.

(D11 538 N.D.) LAP STRIP M57S 16 SWG (-064) FULL HARD AL ALLOY 2 x 12 1/2 - 2 OFF

RIVET CODE CHART			
CODE	TYPE	SIZE	MAT.
⊙	RD HEAD SOLID	1/16 DIA x 1/16 LG	AL ALLOY
⊙	LD HEAD SOLID	1/16 DIA x 1/16 LG	AL ALLOY

NOTE: SPOTWELDING MAY BE USED IN LIEU OF RIVETS

(D11 532 N.D.) FLOOR PLATE ASSY COMPRISING:-
D11 532 N.D. FLOOR PLAN 1 OFF
D11 534 N.D. LONG STIFFENER OUTER 2 OFF
D11 535 N.D. LONG STIFFENER CENTRE 1 OFF
D11 536 N.D. LAP STRIP 2 OFF
D11 537 N.D. LAP STRIP 2 OFF
* MAY BE SPOTWELDED TO WIA BOX ASSYS D11 517/8 FOR EASE OF ASSY

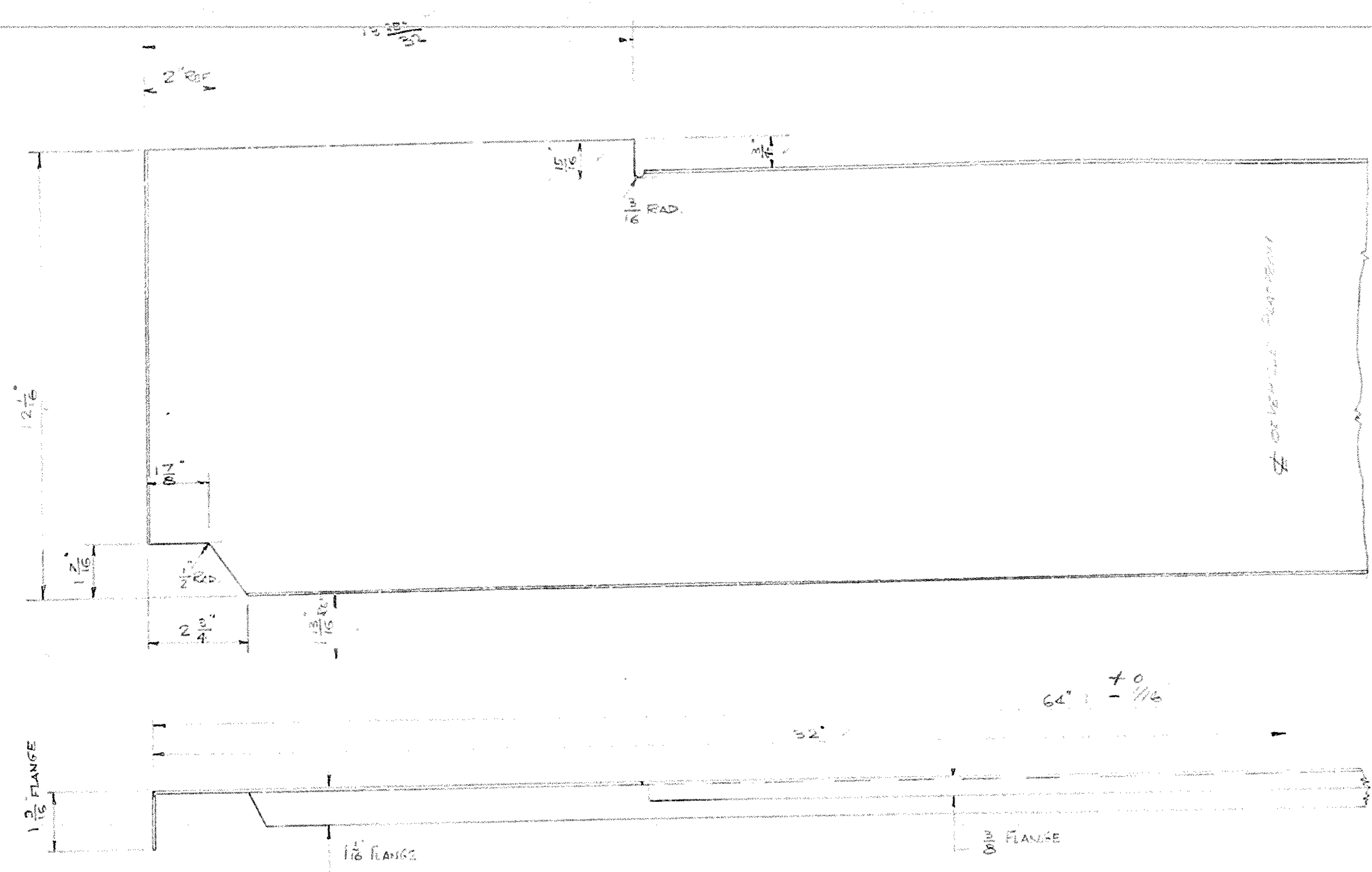
**FOR INFORMATION ONLY
NOT FOR MANUFACTURE**

REDRAWN	2	3 SEP 66	VEB/EG	1, 1, B
ISSUED	1			

DESIGN PURCHASED FOR AMF
CAPO N° C107916 DATE 2 JUN 61

ITEM	DRAWING OR PART NO.	SHEET	SIZE	DESCRIPTION	NO. OFF
COMMERCIAL TOLERANCES APPLY TO STOCK DIMENSIONS					
MATERIAL SPECIFICATION AND TREATMENT					
DRAWING PRACTICE IS TO GEF (AUST) S1					
DIMENSIONS ARE IN INCHES (BEFORE PAINTING)			TOLERANCES UNLESS OTHERWISE STATED		
DRAWN	H. MOBLE	DESIGN APPROVED		REFERENCE STOCK NO	
ENGR'D			FRACTIONAL ±	D.P. NO	
PROJ. ENR		DATE	DECIMALS ±	EST. NO	
SCALE	2:1		3 PLACE DECIMALS ±	EST. WT.	
CONTRACTOR PRESSLO METAL CORP. COLLEEN RD. ENFIELD					
CONTRACTOR'S Dwg NO. 1011430					
ARMY DESIGN ESTABLISHMENT, AUSTRALIAN MILITARY FORCES					
DESIGNATION	BODY, SUB ASSEMBLY		SCALE	DRAWING NO.	SHEET
				ADE(V)46-18	D.S. 46

DO NOT SCALE ALL ERRORS TO BE REPORTED TO DRAWING OFFICE



**FOR INFORMATION ONLY
NOT FOR MANUFACTURE**

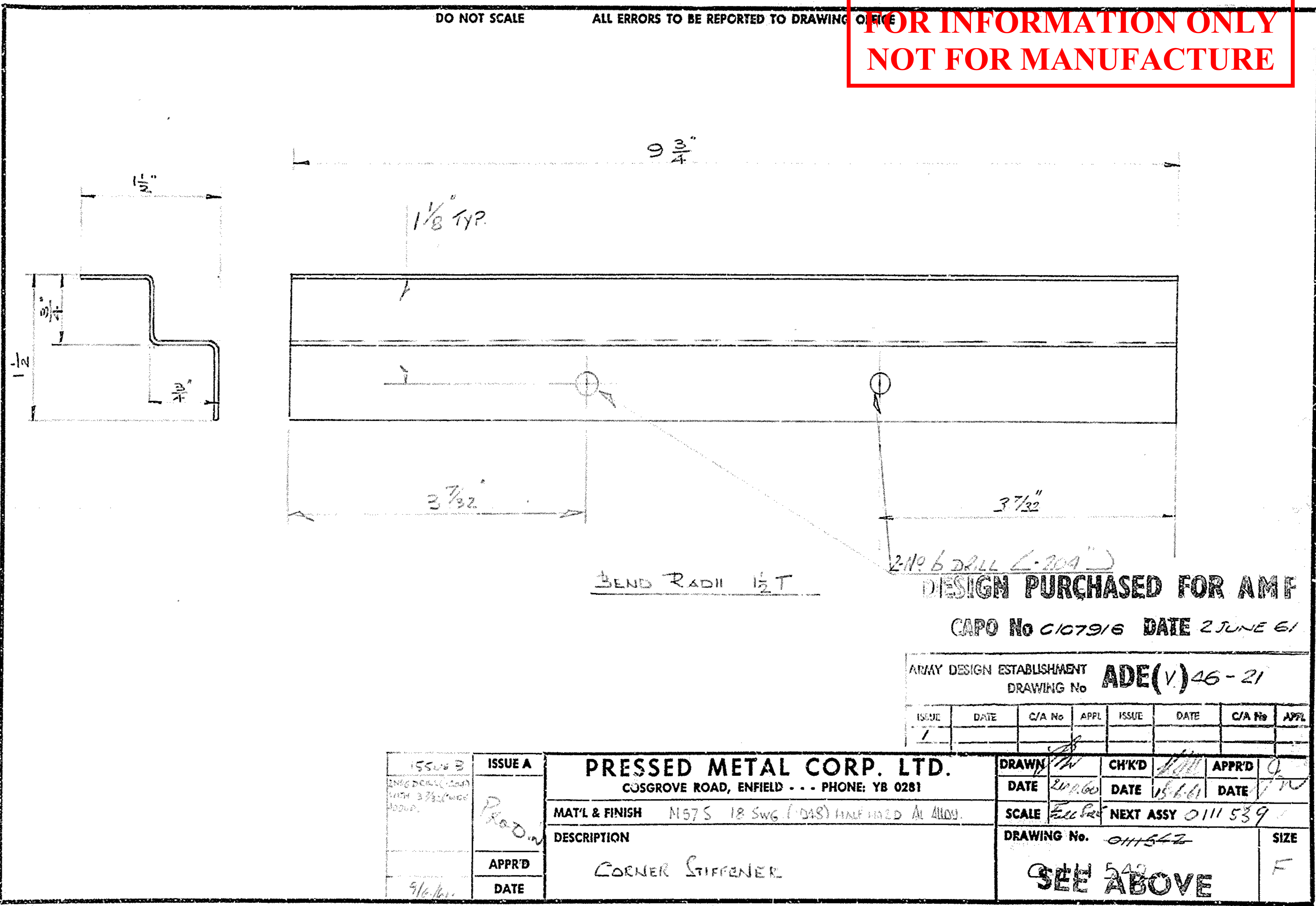
DESIGN PURCHASED FOR AMF
CAPO No C107916 DATE 2 JUNE 61

ARMY DESIGN ESTABLISHMENT							
DRAWING No. ADE(V) 46-20 B							
ISSUE	DATE	CYA No.	APPL.	ISSUE	DATE	CYA No.	APPL.
1							

ISSUE A	PRESSED METAL CORP. LTD. COSGROVE ROAD, ENFIELD . . . PHONE: Y8 0281			DRAWN	CHK'D	APPR'D
	MAT'L & FINISH	N575 16 SWG (064) HALF HARD AS ORDER		DATE	DATE	DATE
	DESCRIPTION	FRONT BULKHEAD		SCALE	NEXT ASSY	SIZE
APPR'D			DRAWING No.	-511540-		E
DATE			SEE ABOVE			

DO NOT SCALE ALL ERRORS TO BE REPORTED TO DRAWING OFFICE

**FOR INFORMATION ONLY
NOT FOR MANUFACTURE**



DESIGN PURCHASED FOR AMF
CAPO No C107916 DATE 2 JUNE 61

ARMY DESIGN ESTABLISHMENT
DRAWING No ADE(V) 46-21

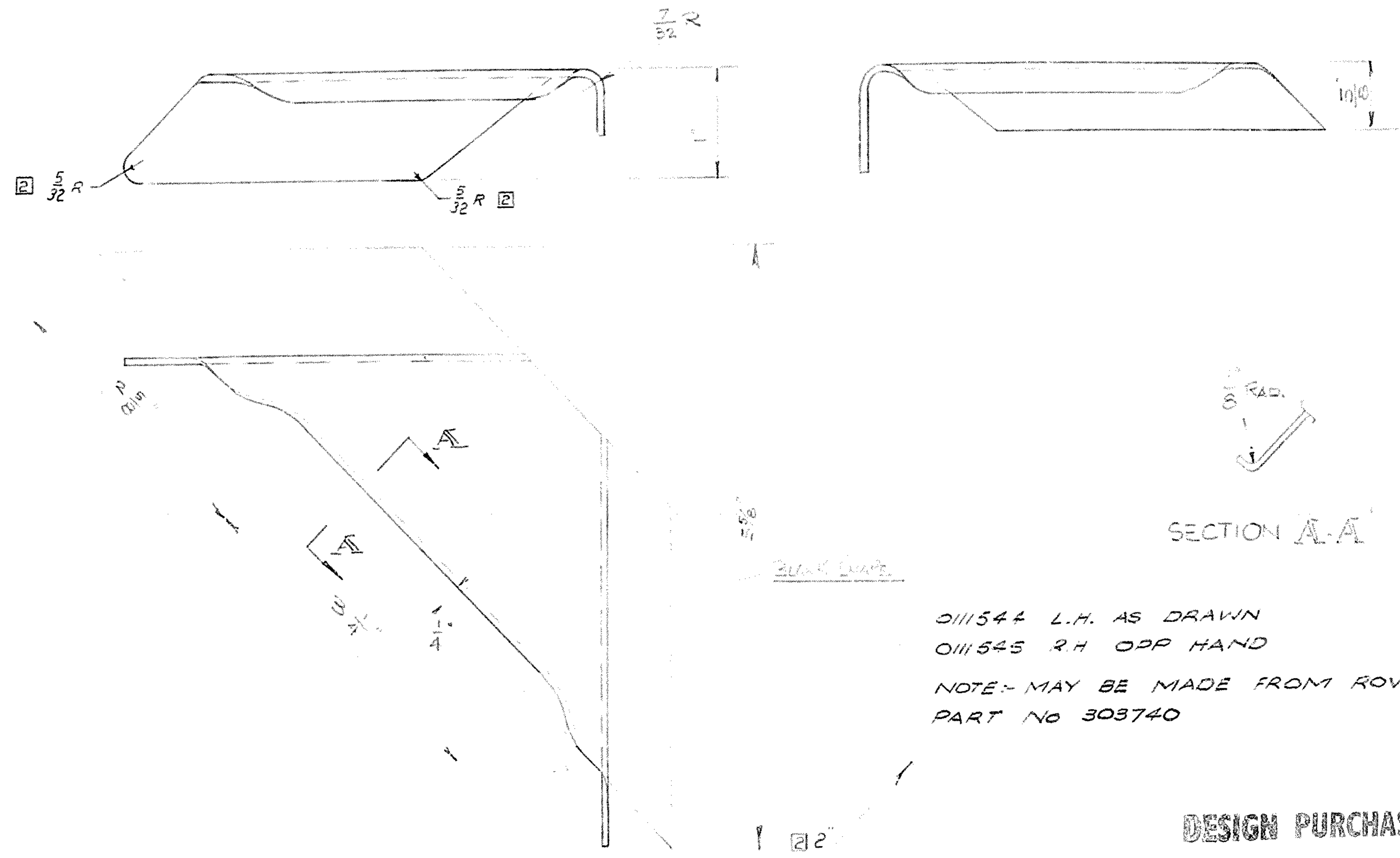
ISSUE	DATE	C/A No	APPL	ISSUE	DATE	C/A No	APPL
1							

ISSUE B ENG. DESIGNED UNDER 3752 (MAY 1950)	ISSUE A	PRESSED METAL CORP. LTD. CUSGROVE ROAD, ENFIELD . . . PHONE: YB 0281	DRAWN	CHK'D	APPR'D	
			DATE 2/11/60	DATE 1/11/61	DATE 7/10	
			MAT'L & FINISH MS7S 18 SWG (248) HALF HARD AL 4800	SCALE 5/16" = 1"	NEXT ASSY 0111 539	
			DESCRIPTION CORNER STIFFENER	DRAWING No. 0111522	SIZE F	
	APPR'D		SEE ABOVE			
	DATE 9/16/60					

C111522

DO NOT SCALE ALL ERRORS TO BE REPORTED TO DRAWING OFFICE

**FOR INFORMATION ONLY
NOT FOR MANUFACTURE**



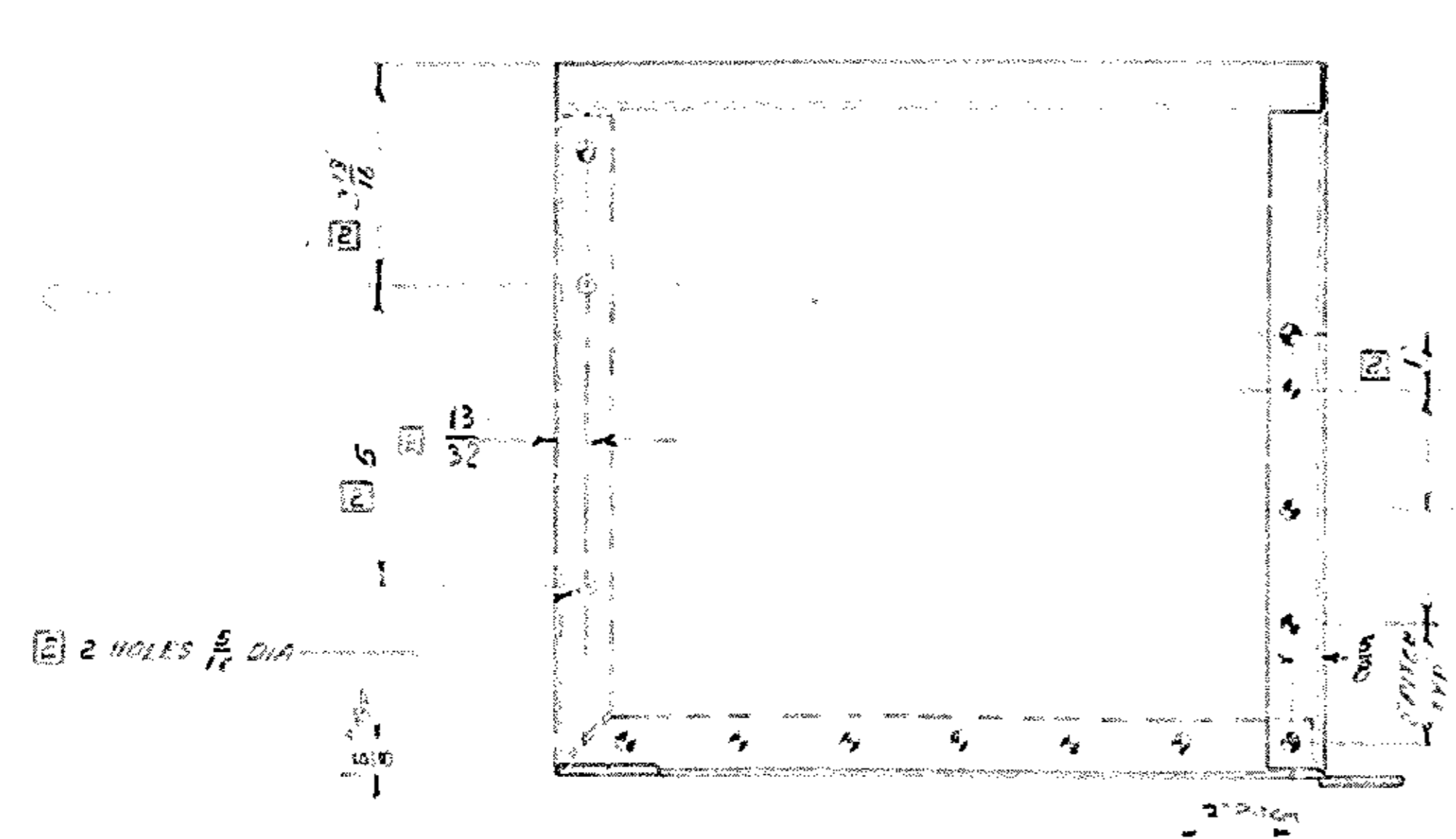
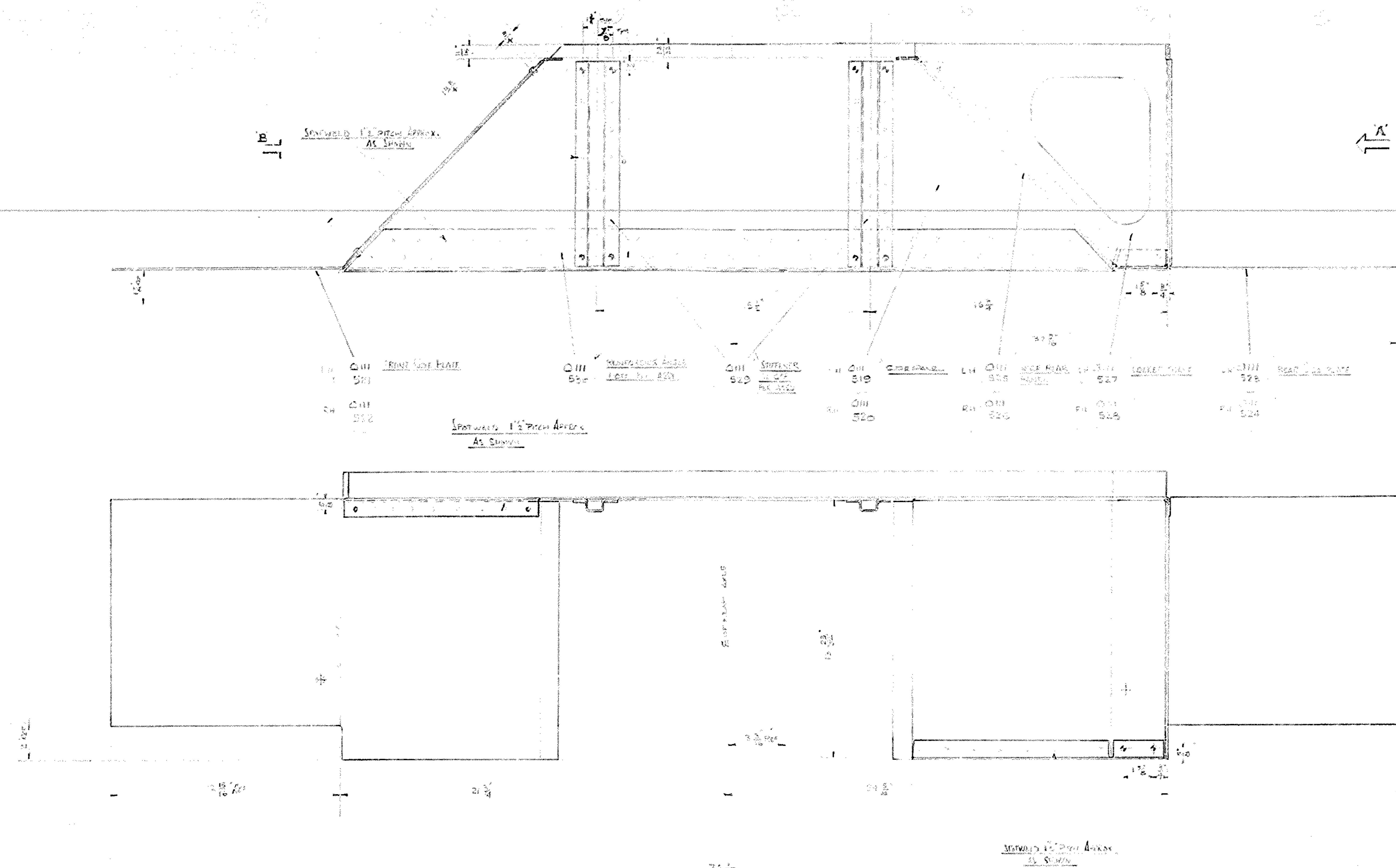
011544 L.H. AS DRAWN
011545 R.H. OPP HAND
NOTE - MAY BE MADE FROM ROVER
PART NO 303740

DESIGN PURCHASED FOR AMF
CAPO No C107916 DATE 2 JUNE 61


ARMY DESIGN ESTABLISHMENT							
DRAWING No. ADE(V) 46-22/1422/2							
ISSUE	DATE	C/A No	APPL	ISSUE	DATE	C/A No	APPL
1							
2	20/6/61	1/20/61	I.L.B.				

ISSUE A	PRESSED METAL CORP. LTD. COSGROVE ROAD, ENFIELD . . . PHONE: Y8 0281	DRAWN	CHK'D	APPR'D	
DATE		DATE	DATE	DATE	
MAT'L & FINISH	N57S 18 SWG (DAR) HALF HARD PLAIN	SCALE	NEXT ASSY 011539		
DESCRIPTION	REINFORCEMENT GUSSET	DRAWING No.	011544 L.H. 011545 R.H.		
APPR'D		SEE ABOVE-1			SIZE
DATE					5

DO NOT SCALE ALL ERRORS TO BE REPORTED TO DRAWING OFFICE



VIEW ON ARROW A



VIEW ON ARROW B

WHEEL ARCH BRK Assy Q11517 LH
Component

Q11521 FRONT SIDE PLATE LH	LH	1.000
Q11518 REAR SIDE PLATE LH	LH	1.000
Q11522 REAR SIDE PANEL LH	LH	1.000
Q11523 REAR SIDE PANEL LH	LH	1.000
Q11520 STIFFENER	NET	1.000
Q11524 REAR SIDE ANGLE	NET	1.000
Q11527 LOCKER FRAME LH	LH	1.000

WHEEL ARCH BRK Assy Q11518 RH
Component

Q11521 REAR SIDE PLATE RH	RH	1.000
Q11520 SIDE PANEL	RH	1.000
Q11524 REAR SIDE ANGLE	RH	1.000
Q11523 REAR SIDE PANEL RH	RH	1.000
Q11522 REAR SIDE PANEL RH	RH	1.000
Q11520 STIFFENER	NET	1.000
Q11524 REAR SIDE ANGLE	NET	1.000
Q11527 LOCKER FRAME RH	RH	1.000

RIVET CODE CHART			
Code	Type	Size	Unit
1	RD 1000 Sump	Medium x 1/8 to 1/4	1.0000
2	RD 1000 Sump	Medium x 3/8 to 1/2	1.0000

NOTE: Q11517 LH AS SHOWN
Q11518 RH APP 11/10

NOTE: SPOT WELDING MAY BE USED IN LIEU OF RIVETS.

**FOR INFORMATION ONLY
NOT FOR MANUFACTURE**

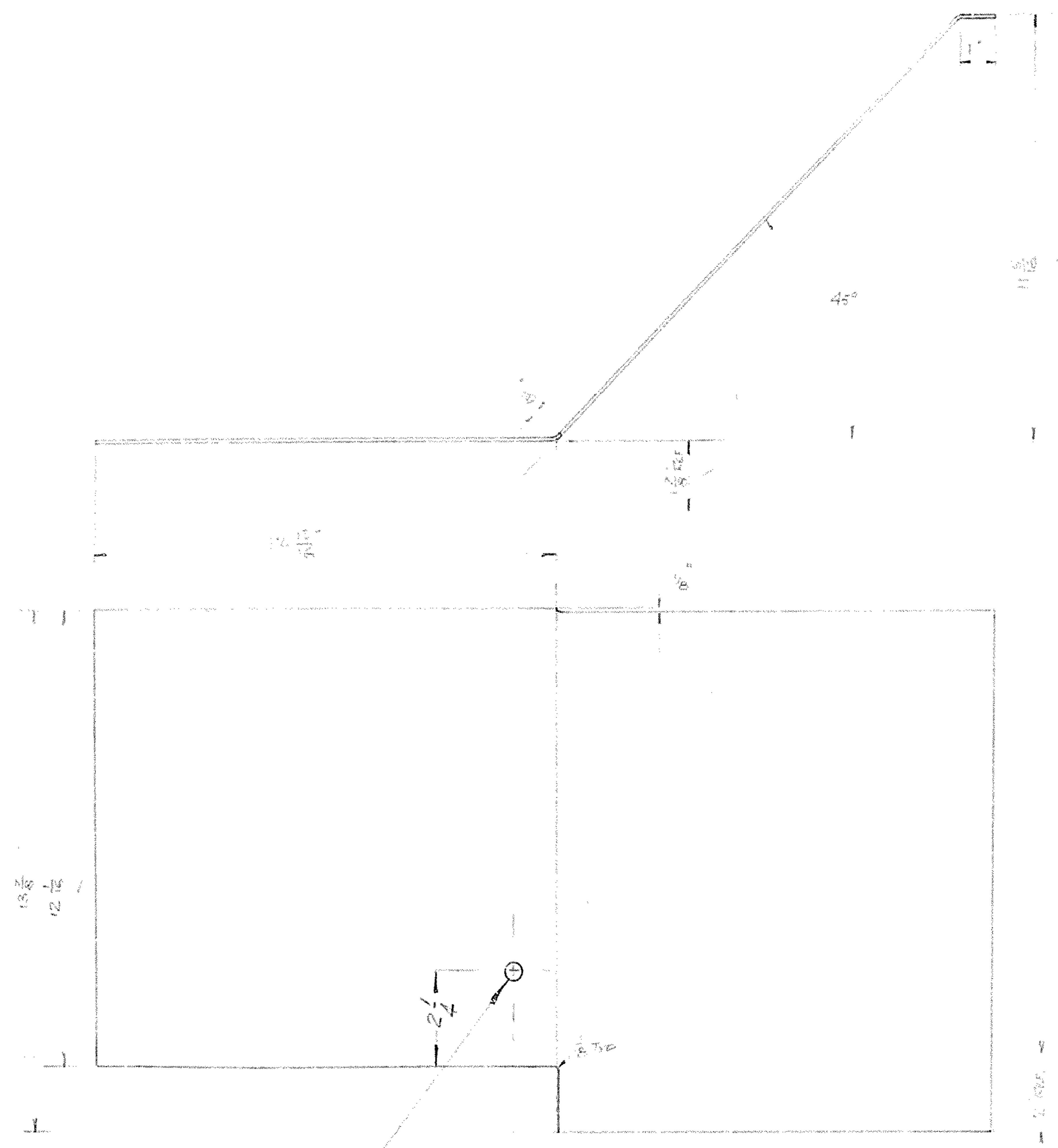
DESIGN PURCHASED FOR AMF
CADO No. 100016 DATE 27.11.1961

ISSUA	DATE	APPRO	DATE
RAWN	DATE	DATE	DATE
SCALE	1/2	NEXT ASSY	DATE
DESCRIPTION	DRAWING No. Q11517		
APPRO	DATE	DATE	DATE

COMPANY: PRESSED METAL CORP. LTD.
ADDRESS: COSGROVE ROAD, DUNEDIN - PHONG YB 0281

DO NOT SCALE

ALL ERRORS TO BE REPORTED TO DRAWING OFFICE



**FOR INFORMATION ONLY
NOT FOR MANUFACTURE**

NOTE: 011521 LH. AS DEAM.
011522 RH. CPP. HAND

BEND RADIUS 1/8"

3/8" DIA HOLE
REMOVE SHARP
EDGES

DESIGN PURCHASED FOR AMF
CAPO No C1073'6 DATE 2 JUNE 61

ARMY DESIGN ESTABLISHMENT							
DRAWING No. ADE(V) 16-24/1024/2							
REV	DATE	CR. No.	APP.	DATE	CR. No.	APP.	DATE
1							

ISSUE B	ISSUE A
3/8 DIA HOLE ADDED	
APPR'D	APPR'D
DATE	DATE

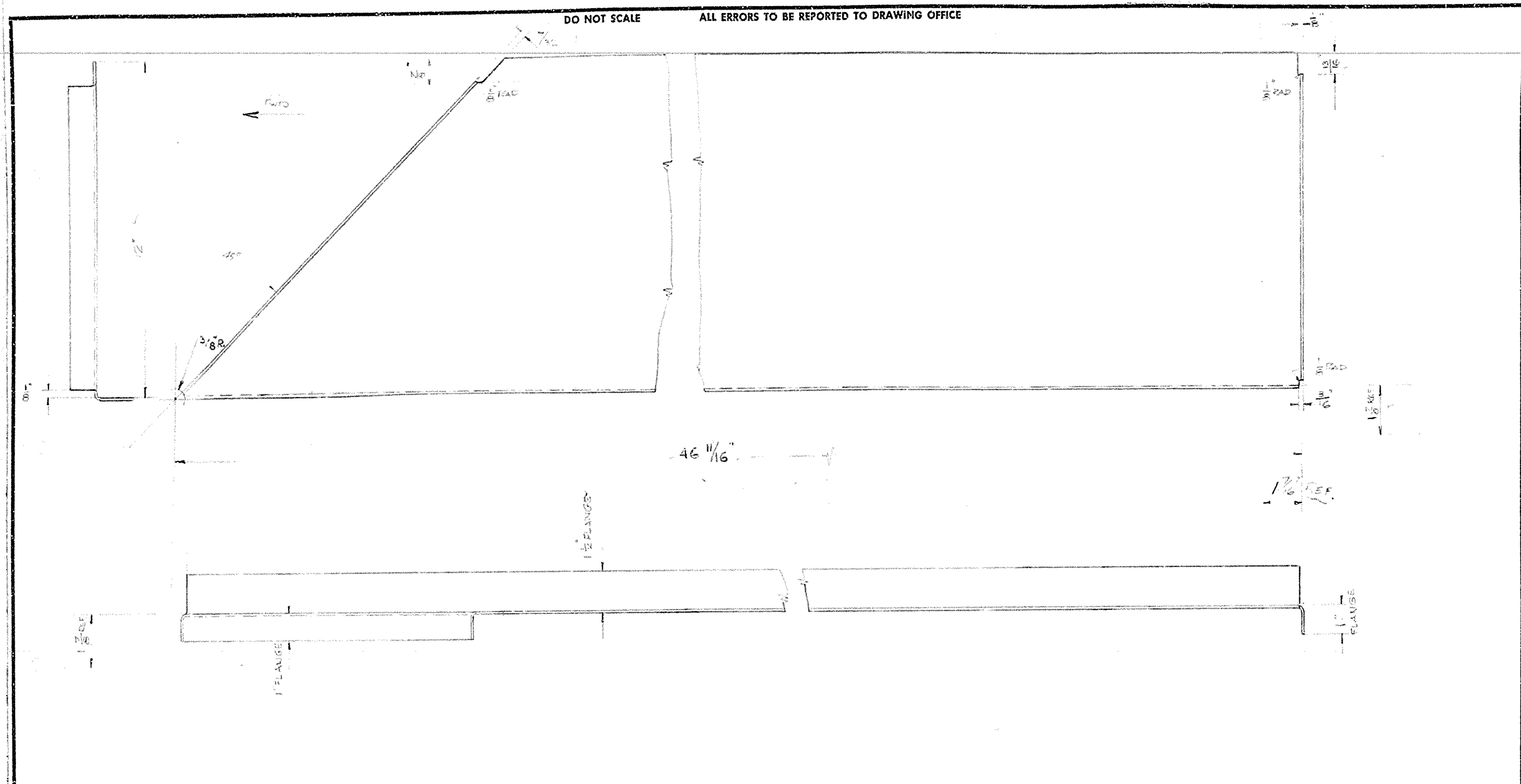
PRESSED METAL CORP. LTD.
COSGROVE ROAD, ENFIELD . . . PHONE: YB 0281

MAT'L & FINISH 1157 S. 1/4 SWG (DB) MAX HARD W. ALLOY

DESCRIPTION FRONT SIDE PLATE (WHEEL WREN BOLT)

DRAWN	CR'D	APPR'D
DATE	DATE	DATE
SCALE	NEXT ASSY 011521 LH	
DRAWING No.	011521 LH 011522 RH	
SEE ABOVE		

DO NOT SCALE ALL ERRORS TO BE REPORTED TO DRAWING OFFICE



**FOR INFORMATION ONLY
NOT FOR MANUFACTURE**

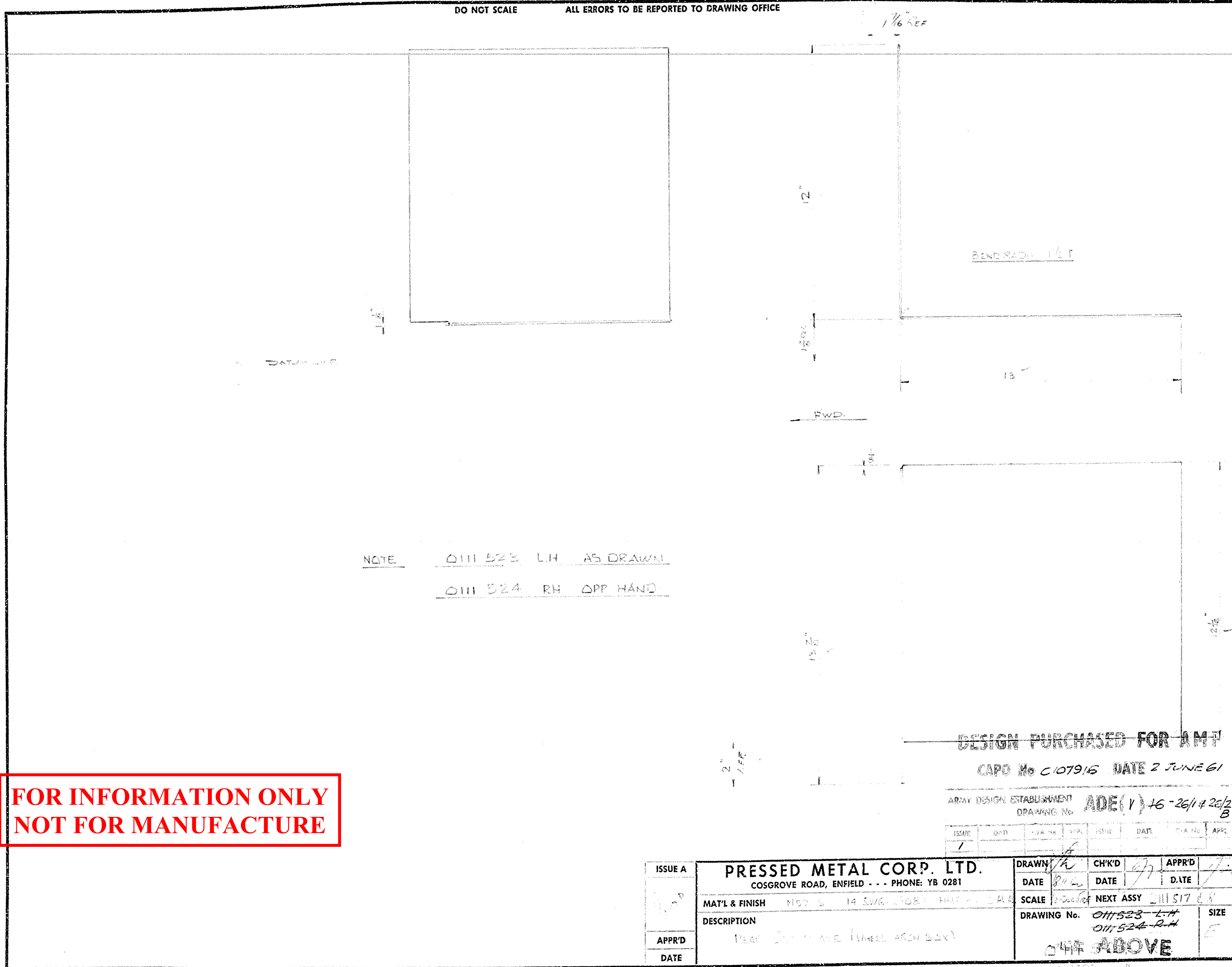
NOTE
DIM 519 L.H. AS DRAWN
DIM 520 R.H. OPPOSITE HAND
BEND RADI 1 1/8"

DESIGN PURCHASED FOR AMF
CAPO No. C 107916 DATE 2 JUNE 61

ARMY DESIGN ESTABLISHMENT
DRAWING No. ADE(V) 46-25/18-23/2
B

ISSUE B 46 1/16 WAS 46 1/8 3/8 R WAS 1/8 R WERE REPORTED	ISSUE A	PRESSED METAL CORP. LTD. COSGROVE ROAD, ENFIELD . . . PHONE: YB 0281	DRAWN	CHK'D	APPR'D
	APPR'D		DATE	DATE	DATE
JH 3/6/61	DATE	MAT'L & FINISH N15 C 14 SHEET ORK HALF HARD 2.2LLOY DESCRIPTION SIDE PANEL (WHEEL ARCH 204)	SCALE	NEXT ASSY	SIZE
			DRAWING No. 511 519 L.H. 511 520 R.H. SEE ABOVE		

DO NOT SCALE ALL ERRORS TO BE REPORTED TO DRAWING OFFICE



NOTE
 0111 523 L.H. AS DRAWN
 0111 524 R.H. OPP HAND

DESIGN PURCHASED FOR AMT

CAPO No C107916 DATE 2 JUNE 61

ARMY DESIGN ESTABLISHMENT
DRAWING No. ADE(V) 46-26/17 26/2 B


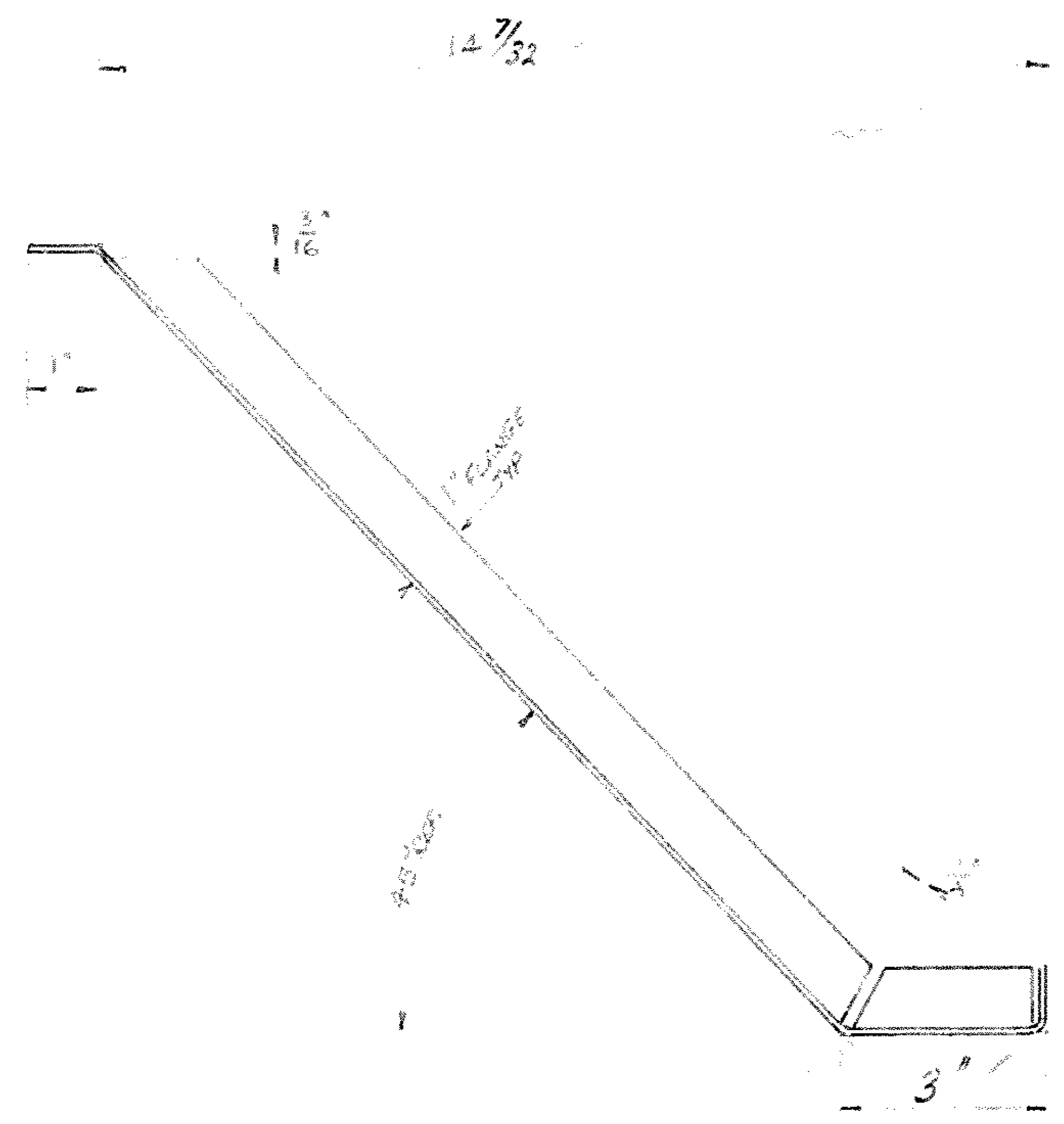

ISSUE	DATE	BY	CHK'D	DATE	BY	APPR'D
1						

ISSUE A	PRESSED METAL CORP. LTD. COSGROVE ROAD, ENFIELD - - - PHONE: YB 0281		DRAWN	CHK'D	APPR'D
	MAT'L & FINISH	DESCRIPTION	DATE	DATE	DATE
		WHEEL ARCH BOX	8/1/61	7/7/61	7/7/61
APPR'D	SCALE	DRAWING No.	NEXT ASSY	SIZE	
DATE	1:1	0111523-L.H. 0111524-R.H.	011517 28	E	
		ONE ABOVE			

FOR INFORMATION ONLY
NOT FOR MANUFACTURE

DO NOT SCALE ALL ERRORS TO BE REPORTED TO DRAWING OFFICE

**FOR INFORMATION ONLY
NOT FOR MANUFACTURE**



NOTE: 011525 L.H. AS DRAWN
011526 R.H. OPP HAND
DESIGN PURCHASED FOR AMF
CAPO No C107916 DATE 2 JUNE 61

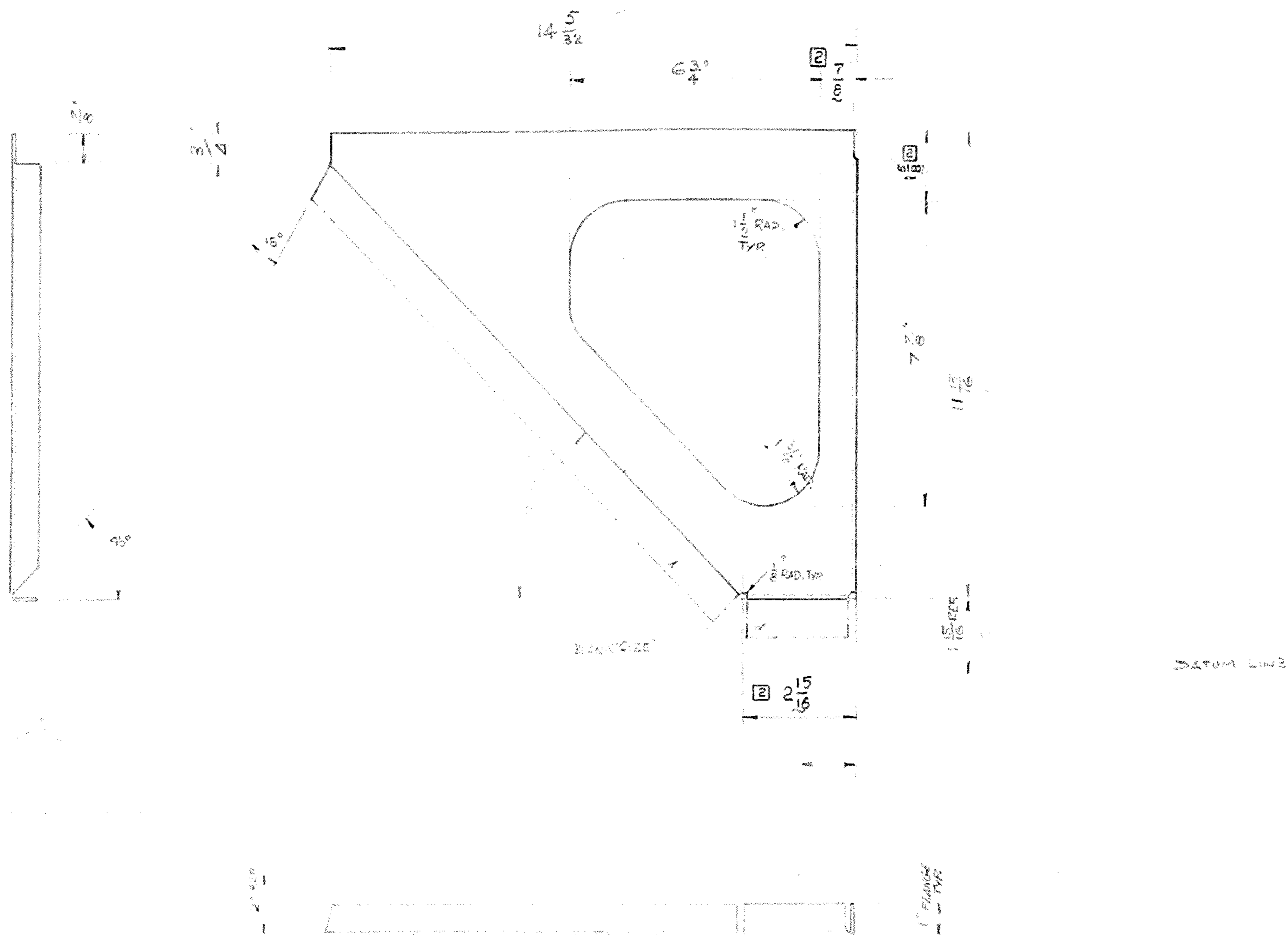
ARMY DESIGN ESTABLISHMENT							
DRAWING No. ADE(V) 46-271e 27/2							
ISSUE	DATE	EDA No.	APP.	CHK.	DATE	OTA No.	APP.
1							

BEND RADII 1/2 T

ISSUED: 1/55 B	ISSUE A	PRESSED METAL CORP. LTD. COSGROVE ROAD, ENFIELD . . . PHONE: YB 0281	DRAWN: <i>AW</i>	CHK'D: <i>AW</i>	APPR'D: <i>AW</i>
3/8 DIA Dim 14 7/32 (HOLE ADDED)			DATE: <i>3-5-61</i>	DATE: <i>3-5-61</i>	DATE: <i>3-5-61</i>
Dim 3" was 3 1/2		MAT'L & FINISH: 1157 S 16 SWF (1064) HALF HARD SL 66	SCALE: <i>3/16" = 1"</i>	NEXT ASSY: 011517 & 8	SIZE: <i>E</i>
Dim 5 1/2 was 5"		DESCRIPTION: MINOR REAR PANEL (WHEEL ARCH BOX)	DRAWING No. <i>011525 L.H.</i>		
	APPR'D: <i>AW</i>				
	DATE: <i>3-5-61</i>				

SEE ABOVE

DO NOT SCALE ALL ERRORS TO BE REPORTED TO DRAWING OFFICE



**FOR INFORMATION ONLY
NOT FOR MANUFACTURE**

NOTE OIII 527 L.H. AS DRAWN
OIII 528 R.H. OPP HAND

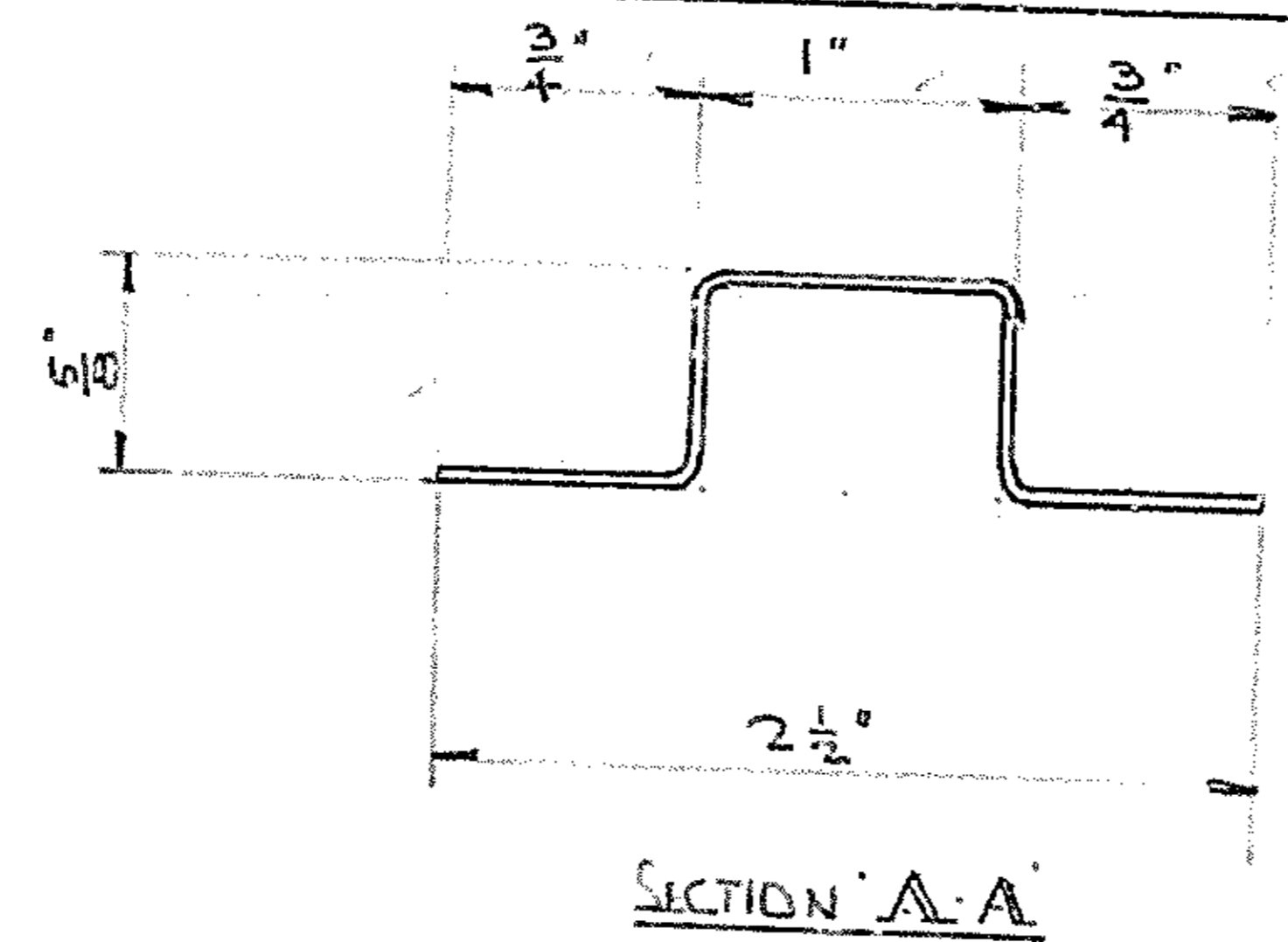

BEND RADII 1/2 T
DESIGN PURCHASED FOR AMF
CARGO No C107916 DATE 2 JUNE 61

ARMY DESIGNS (SHEET) 45-28/1220/2
1
2 255P66 162716/11LB

1201 B 2001 14 5/8 18 1/2 12-5-61	ISSUE A	PRESSED METAL CORP. LTD. COSGROVE ROAD, ENFIELD - - - PHONE: Y8 0281	DRAWN	CH'K'D	APPR'D
			DATE	DATE	DATE
	APPR'D	MAT'L & FINISH	SCALE	NEXT ASSY	DRAWING No.
	DATE	DESCRIPTION			SIZE
		LOCKER FRAME (WHEEL ARCH BOX)			E

OIII 527 L.H.
OIII 528 R.H.

DO NOT SCALE ALL ERRORS TO BE REPORTED TO DRAWING OFFICE



NOTE: THIS SECTION IS IDENTICAL TO ROVER PART NO 300658 & 330423

DESIGN PURCHASED FOR AMF
CAPO No C107916 DATE 2 JUNE 61

ARMY DESIGN ESTABLISHMENT
DRAWING No ADE(V) 46-29 A

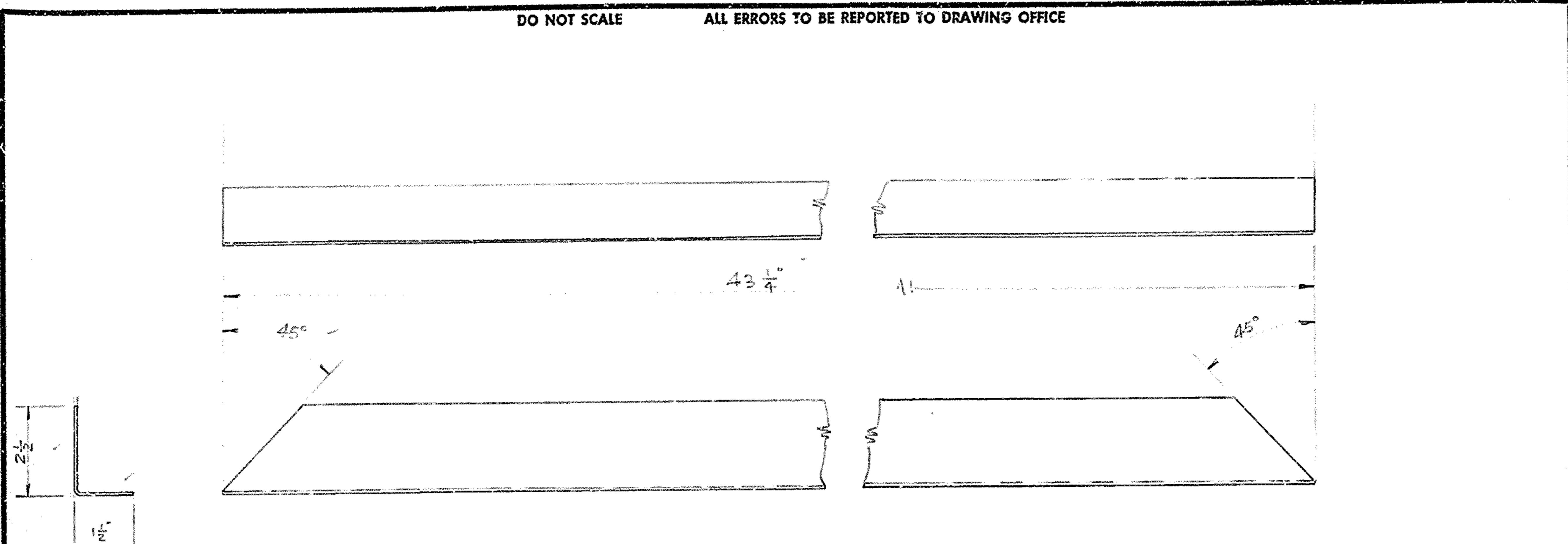
DATE	DATE	C/A No	APPR	ISSUE	DATE	C/A No	APPR
1							

ISSUE A	PRESSED METAL CORP. LTD. COSGROVE ROAD, ENFIELD - - - PHONE: Y8 0281	DRAWN	CHK'D	APPR'D
PROD. APPR'D DATE		DATE 23/1/60 SCALE 1/4" = 1"	DATE 15/6/61 NEXT ASSY 011151728	DATE DRAWING No. 0111529 SIZE F
DESCRIPTION STIFFENER (WHEEL ARCH BAR)		SEE ABOVE		

FOR INFORMATION ONLY
NOT FOR MANUFACTURE

0111529

DO NOT SCALE ALL ERRORS TO BE REPORTED TO DRAWING OFFICE



BENDS RADIUS 1/2 T

DESIGN PURCHASED FOR AMF
CAPO No C107916 DATE 2 JUNE 61

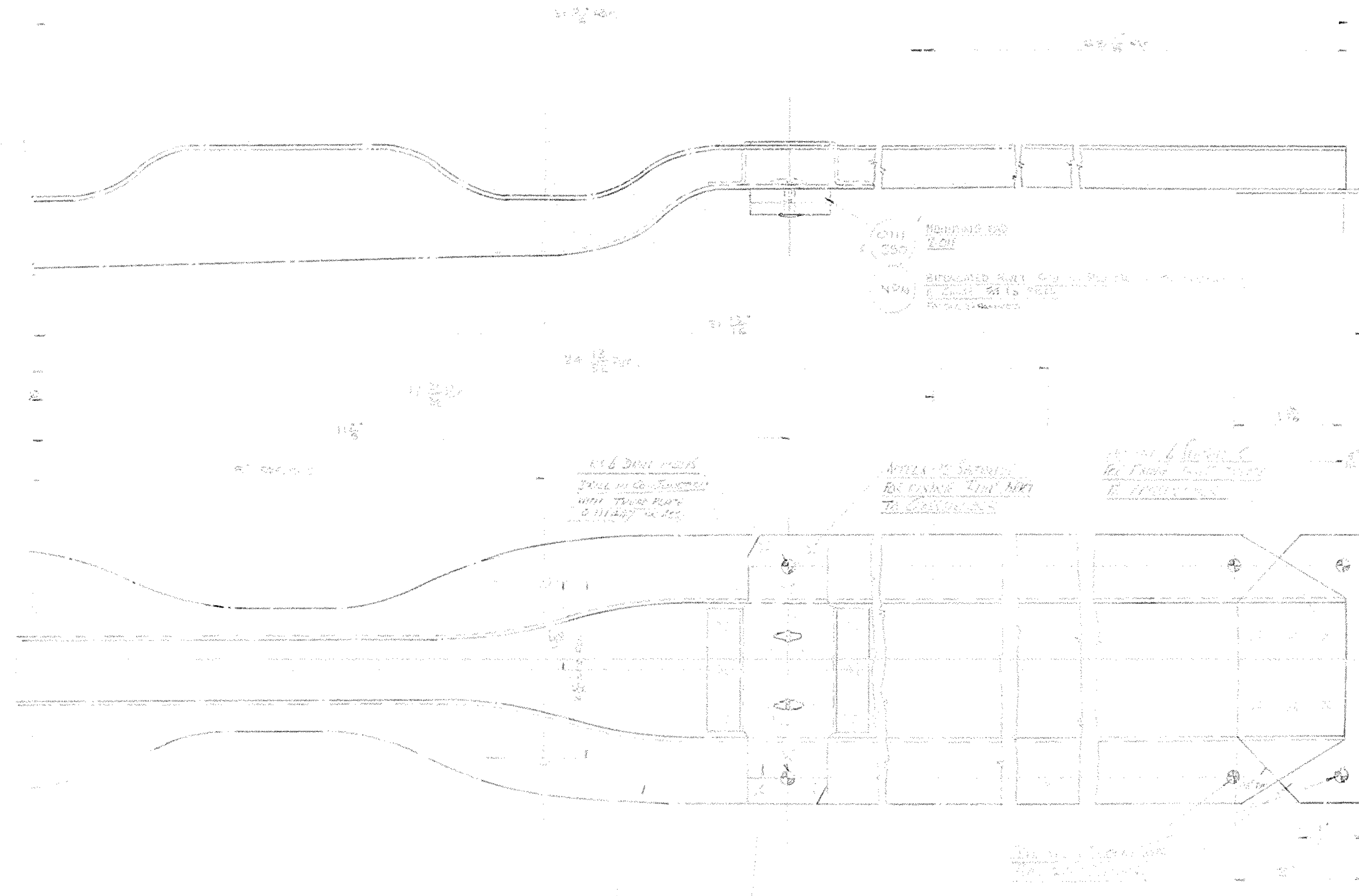
ARMY DESIGN ESTABLISHMENT							
DRAWING No ADE(V) 46-30 A							
ISSUE	DATE	C/A No	APPL	ISSUE	DATE	C/A No	APPL
1							

**FOR INFORMATION ONLY
NOT FOR MANUFACTURE**

ISSUE A	PRESSED METAL CORP. LTD. COSGROVE ROAD, ENFIELD - - - PHONE: YB 0281	DRAWN <i>TL</i>	CHK'D <i>TLH</i>	APPR'D <i>TL</i>
<i>Rev</i>		DATE <i>22/1/61</i>	DATE <i>15/6/61</i>	DATE <i>2/7/61</i>
APPR'D	MAT'L & FINISH <i>M375 16 SWE (.064) HALF HARD AL ALLOY</i>	SCALE <i>1/8" = 1"</i>	NEXT ASSY <i>011577 & 8</i>	
DATE	DESCRIPTION <i>REINFORCING ANGLE</i>	DRAWING No. <i>011530</i>	SIZE <i>F</i>	

011530

DO NOT SCALE ALL ERRORS TO BE REPORTED TO DRAWING OFFICE



NOTE: 011450 COMPRING
 CROSS MEMBER SUB ASSY 011450 AND 1082
 MOUNTING PAD 011550 2 OFF
 EXPANDED MET GAUGE 2 LG NYN 1 OFF

DESIGN PURCHASED FOR AMF
 CAPC No C 1079 6 DATE 27.11.61

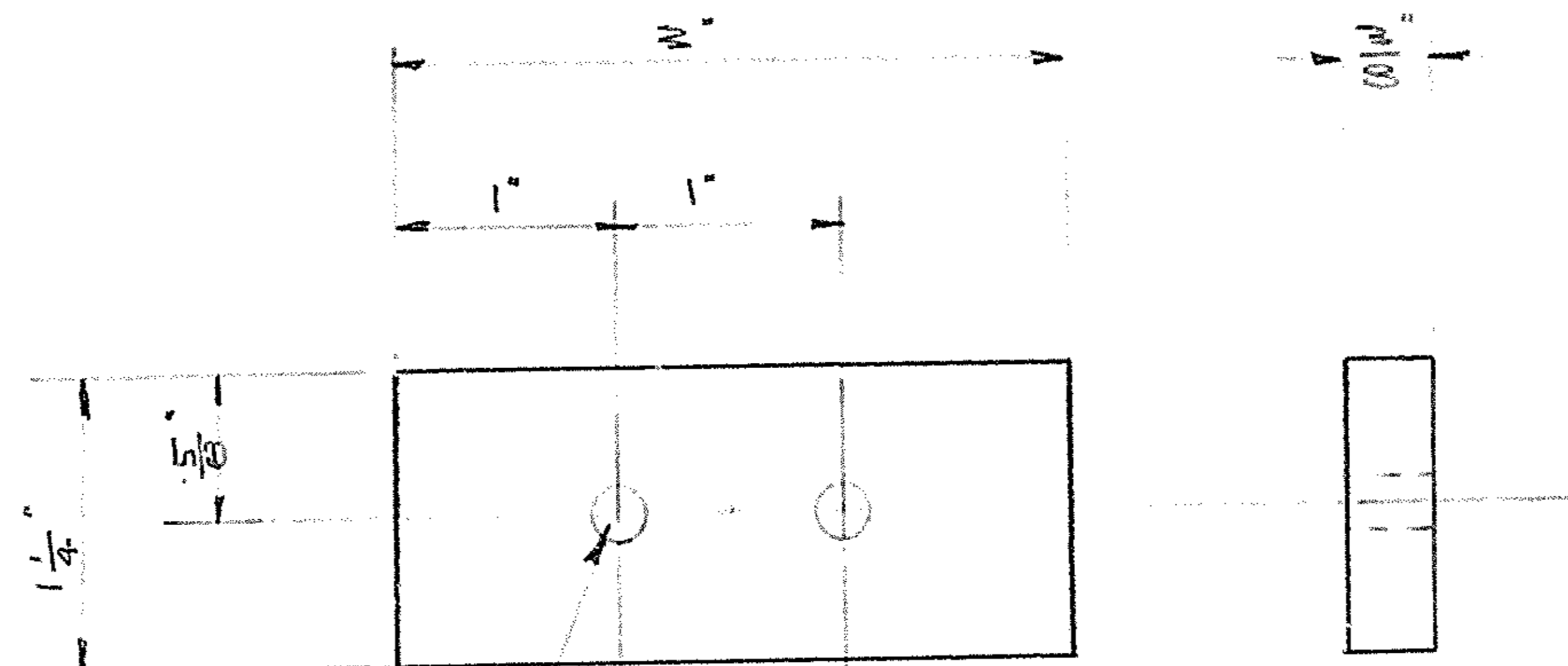
ARMY DESIGN ESTABLISHMENT		DRAWING No. ADE(V) 46-310	
DATE	ISSUED BY	DATE	ISSUED BY

ISSUE	PRESSED METAL CORP. LTD. COSGROVE ROAD, ENFIELD . . . PHONE: Y6 0281	DRAWN	CHKD	APPRD
DATE		DATE	DATE	DATE
MATL & FINISH	AS DELIVERED	SCALE	NEXT ASSY	0111 4 20
DESCRIPTION	Crossmember (Lined)	DRAWING No.	011450	SIZE
APPRD			3/10 ABOVE	D
DATE				

**FOR INFORMATION ONLY
 NOT FOR MANUFACTURE**

DO NOT SCALE ALL ERRORS TO BE REPORTED TO DRAWING OFFICE

**FOR INFORMATION ONLY
NOT FOR MANUFACTURE**



NOTE:
ALTERNATIVELY USE TWO Padded
MOUNTING PADS PART NO 332582
SECURED TOGETHER WITH GOR
CEMENT NO 1054

MAT: RUBBER INSERTION

DESIGN PURCHASED FOR AMF

CAPO No C107916 DATE 2 JUNE 61

ARMY DESIGN ESTABLISHMENT							
DRAWING No ADE(V) 46-32 A							
ISSUE	DATE	C/A No	APPL	ISSUE	DATE	C/A No	APPL
1							

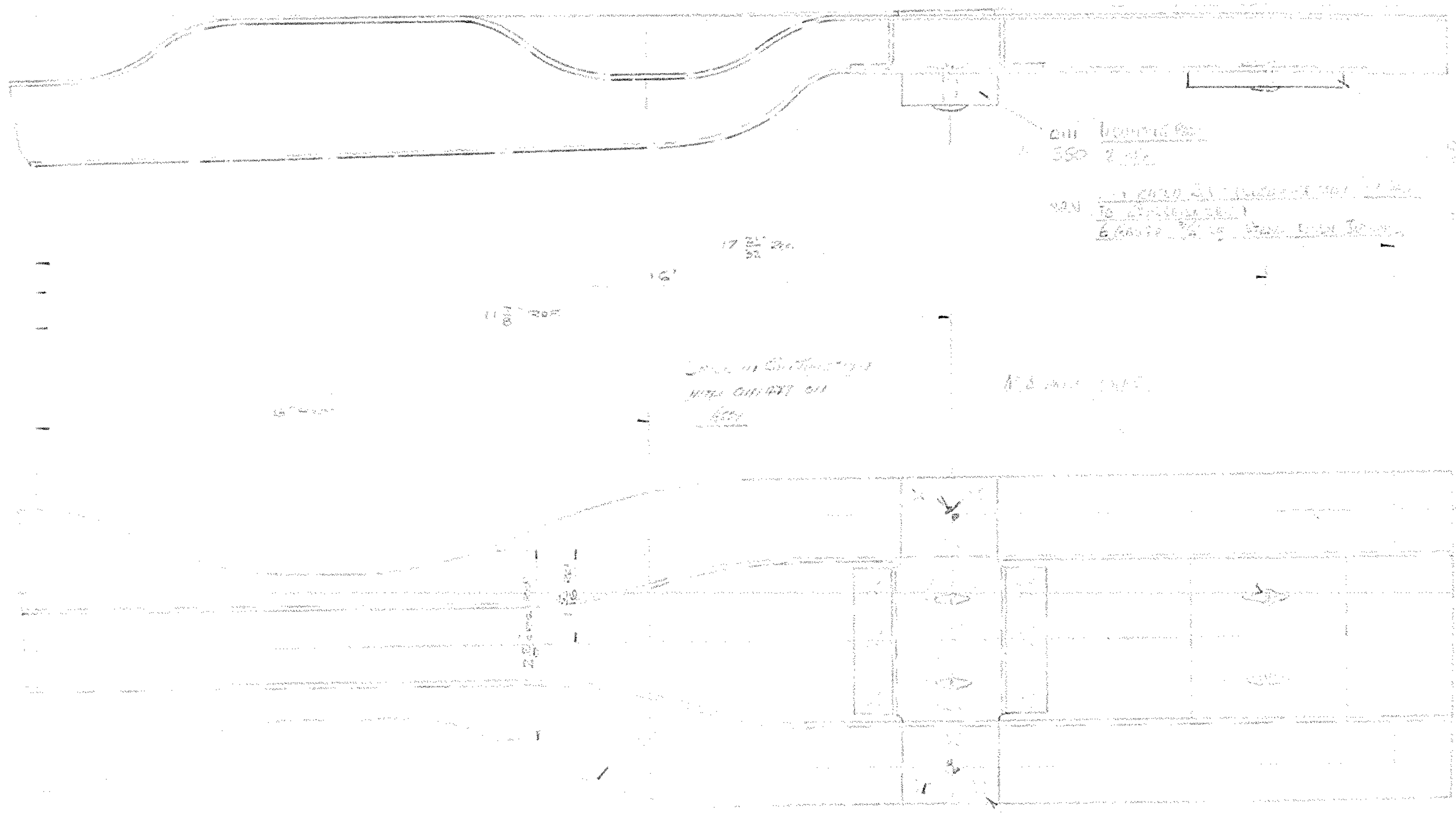
ISSUE A	PRESSED METAL CORP. LTD. COSGROVE ROAD, ENFIELD . . . PHONE: YB 0281	DRAWN /M/	CHK'D /M/	APPR'D /M/
PROD		DATE 30.6.61	DATE 15.6.61	DATE /M/
APPR'D		MAT'L & FINISH K Probe.	SCALE Full K	NEXT ASSY 011433, 125
DATE		DESCRIPTION MOUNTING PAD	DRAWING No. 011550	SIZE F

SEE ABOVE

011550

DO NOT SCALE ALL ERRORS TO BE REPORTED TO DRAWING OFFICE

**FOR INFORMATION ONLY
NOT FOR MANUFACTURE**



NOTE DIMENSIONS COMPRISING -

CROSSMEMBER SUB-ASSY	Q11556 AND	1 OFF
MOUNTING PAD	Q11557	2 OFF
MOUNTING PAD	Q11558	2 OFF
BIFURCATED RIVET GGAUGE	Q11559	2 OFF
BIFURCATED RIVET GGAUGE	Q11560	2 OFF

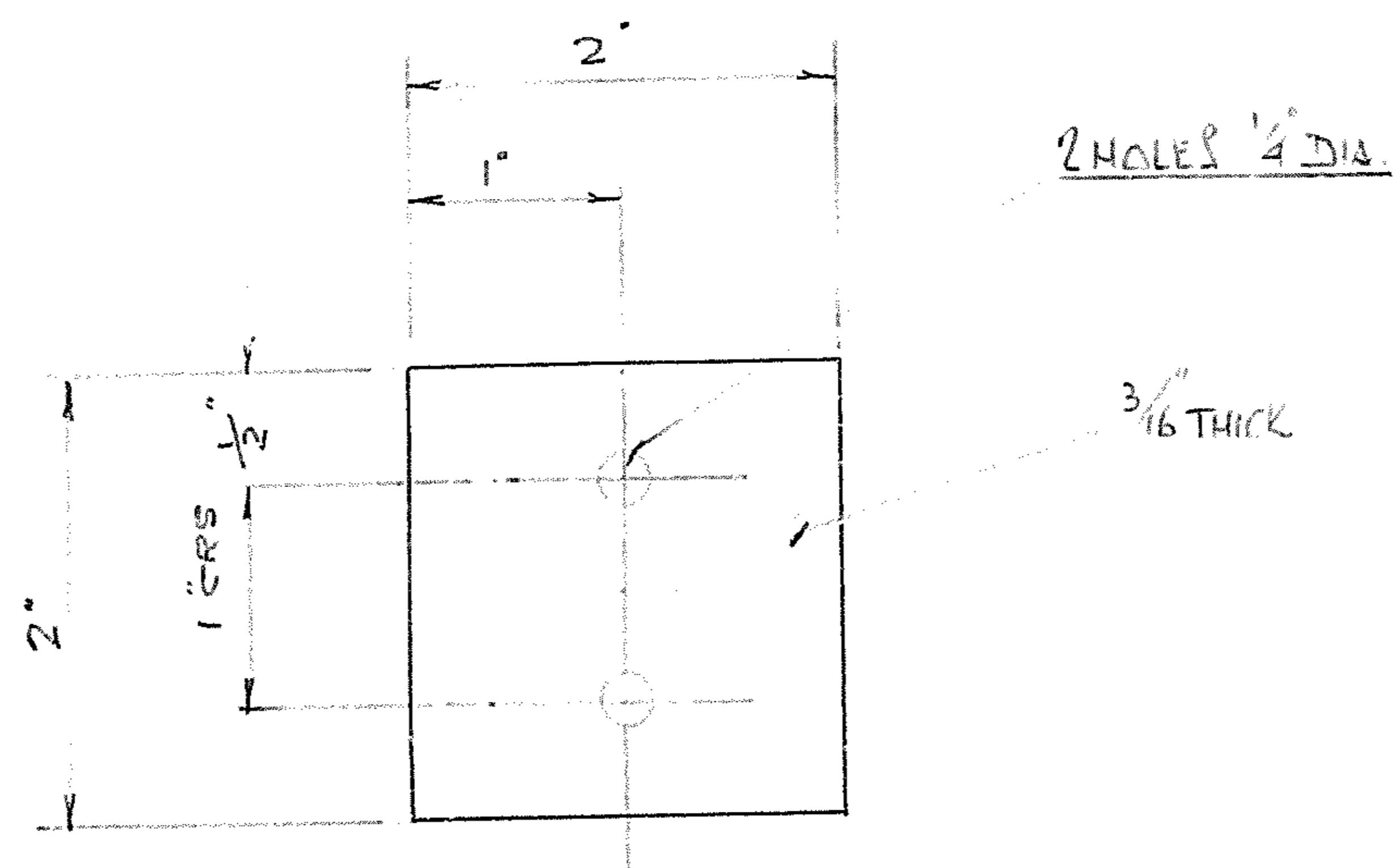
DESIGN PURCHASED FOR AMF
CAPO No C107916 DATE 27/11/51

ARMY DESIGN ESTABLISHMENT
DRAWING No ADE(V) 46-23 C

ISSUE A	PRESSED METAL CORP. LTD. COSGROVE ROAD, ENFIELD . . . PHONE: Y8 0281		DRAWN	CHK'D	APPRO
DATE	DATE	DATE	DATE	DATE	DATE
DESCRIPTION	CROSSMEMBER (SUB-ASSY)		SCALE	NEXT ASSY	SIZE
APPRO	DATE		DRAWING No	SEE ABOVE	

DO NOT SCALE

ALL ERRORS TO BE REPORTED TO DRAWING OFFICE



MAT: RUBBER INSERTION: CONSTRUCTION: LAYERS OF RUBBER SHEET AND CLOTH BONDING TOGETHER TO FORM A TEAR RESISTING SHEET.
 (REF BLACKWOODS CATALOGUE) JOINTING.

DESIGN PURCHASED FOR AMF

CAPO No C107916 DATE 23 JUNE 61

**FOR INFORMATION ONLY
NOT FOR MANUFACTURE**

ARMY DESIGN ESTABLISHMENT DRAWING No ADE(V) 46-34 A


ISSUE	DATE	C/A No	APPL	ISSUE	DATE	C/A No	APPL
1							

ISSUE A	PRESSED METAL CORP. LTD. COSGROVE ROAD, ENFIELD . . . PHONE: YB 0281	DRAWN	CHK'D	APPR'D
<i>Robis</i> APPR'D DATE		DATE 30.6.61 SCALE Full Size DRAWING No. 011557 SEE ABOVE	DATE 15.6.61 NEXT ASSY 011435	DATE SIZE F
DESCRIPTION MOUNTING PAD				

011557

DO NOT SCALE ALL ERRORS TO BE REPORTED TO DRAWING OFFICE

**FOR INFORMATION ONLY
NOT FOR MANUFACTURE**



- NOTE UNLESS OTHERWISE SPECIFIED
- CROSSMEMBER SUB ASSY CH155 HND 1 OFF
 - MOUNTING PAD CH1550 2 OFF
 - MOUNTING PAD CH1551 2 OFF
 - BIFURCATED RIVET 6 GAUGE 3/8 LG YPN 4 OFF
 - BIFURCATED RIVET 6 GAUGE 3/8 LG YPN 4 OFF

DESIGN PURCHASED FOR AMF
CAPD No C10706 DATE 2 JUNE 54

ARMY DESIGN ESTABLISHMENT
DRAWING No ADE(1) 45-55 C

ISSUE A	PRESSED METAL CORP. LTD. COSGROVE ROAD, ENFIELD . . . PHONE Y8 0281		DRAWN	CHKD	APPR'D
DATE	MAT'L & FINISH	DESCRIPTION	DATE	DATE	DATE
APPR'D			SCALE	NEXT ASSY	SIZE
DATE			DRAWING No.	SEE ABOVE	3

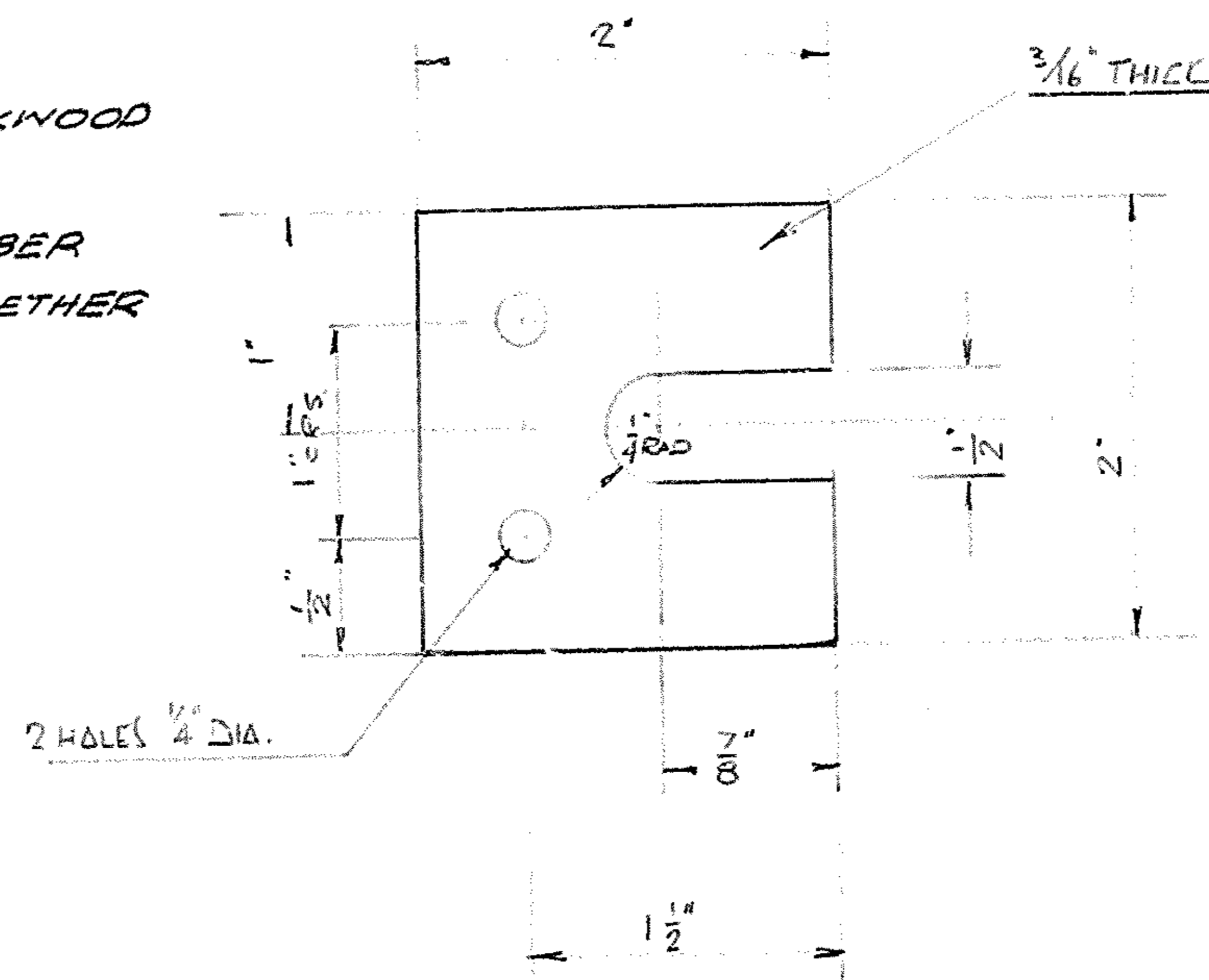
DO NOT SCALE

ALL ERRORS TO BE REPORTED TO DRAWING OFFICE

MATERIAL:-

RUBBER INSERTION (REFER BLACKWOOD CATALOGUE)

CONSTRUCTION: LAYERS OF RUBBER SHEET AND CLOTH BONDED TOGETHER TO FORM A TEAR RESISTING SHEET JOINTING



**FOR INFORMATION ONLY
NOT FOR MANUFACTURE**

DESIGN PURCHASED FOR AMF

CAPO No C 107916 DATE 2 JUNE 61

ARMY DESIGN ESTABLISHMENT
DRAWING No **ADE(V) 46-36 A**

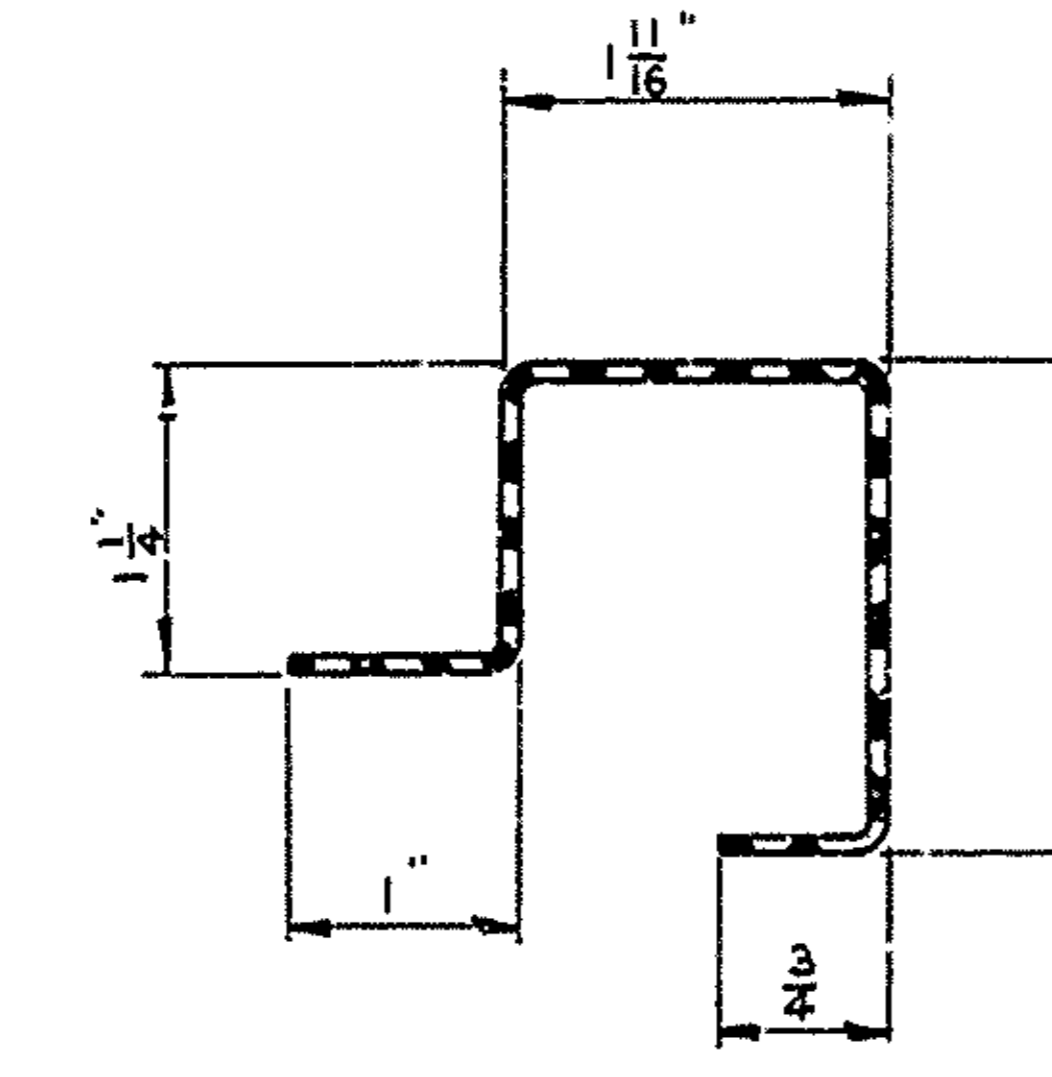
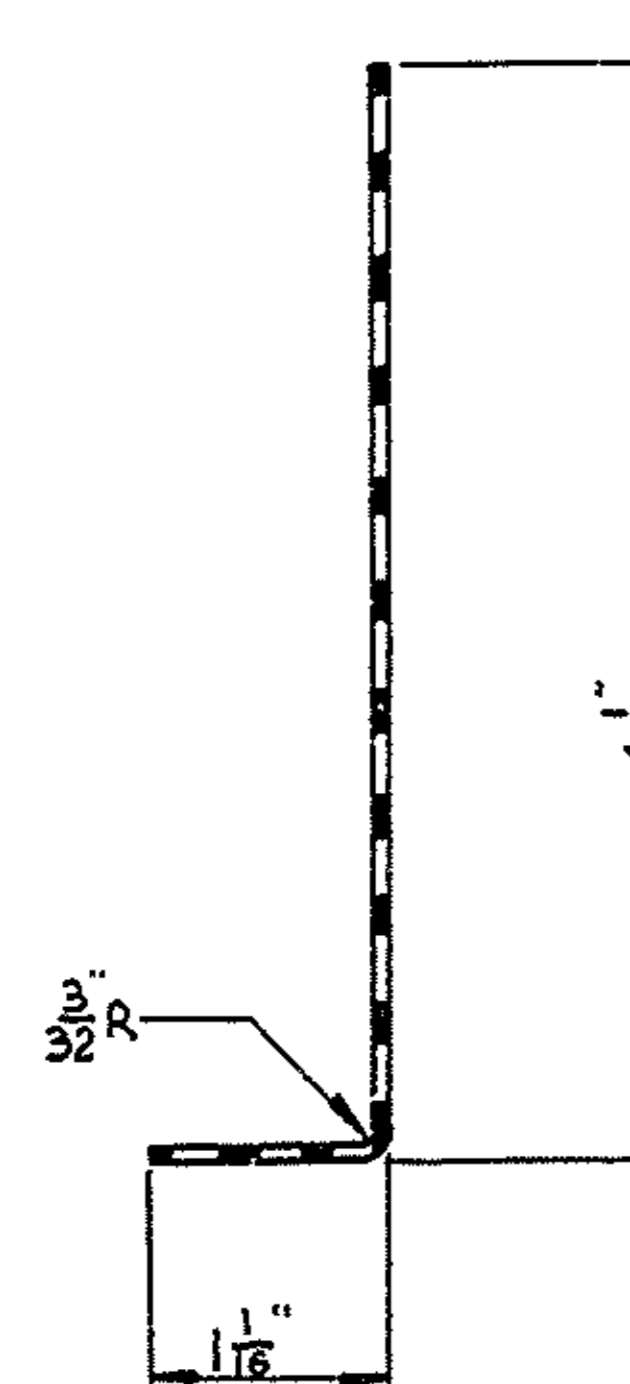
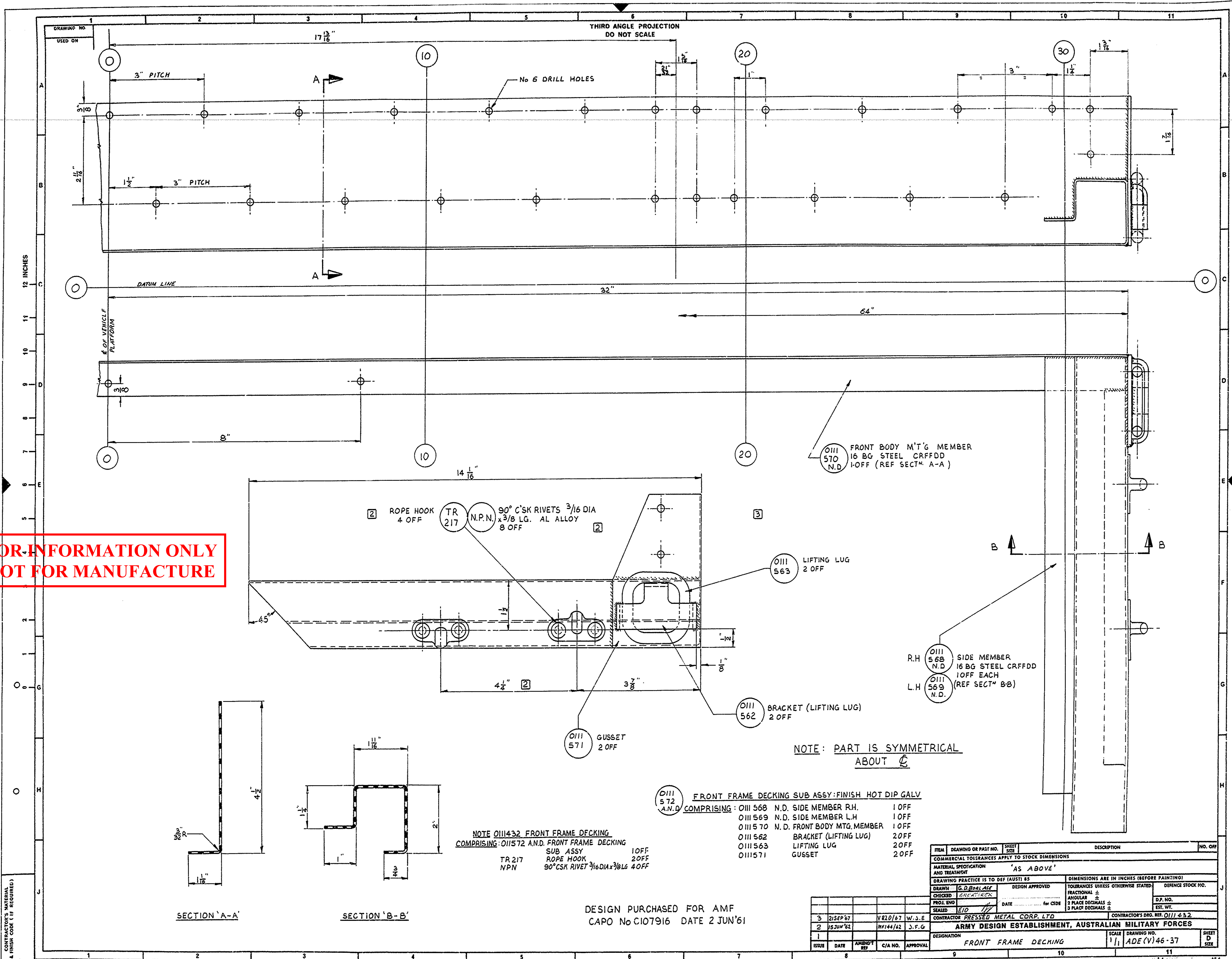
ISSUE	DATE	C/A No	APPL	ISSUE	DATE	C/A No	APPL
1							

ISSUE A	PRESSED METAL CORP. LTD. COSGROVE ROAD, ENFIELD - - - PHONE: YB 0281	DRAWN <i>PH</i>	CHK'D <i>R/H</i>	APPR'D <i>PH</i>
<i>PH</i>	MAT'L & FINISH	DATE <i>20-11-61</i>	DATE <i>15-6-61</i>	DATE <i>15-6-61</i>
APPR'D	DESCRIPTION	SCALE <i>Next Size</i>	NEXT ASSY <i>0111 432</i>	
DATE	<i>Mounting Pad</i>	DRAWING No. <i>0111554</i>	SEE ABOVE	SIZE <i>F</i>

0111554

THIRD ANGLE PROJECTION
DO NOT SCALE

**FOR INFORMATION ONLY
NOT FOR MANUFACTURE**



NOTE O111432 FRONT FRAME DECKING
COMPRISING: O111572 A.N.D. FRONT FRAME DECKING
SUB ASSY 1 OFF
TR 217 ROPE HOOK 2 OFF
NPN 90° CSK RIVET 3/16 DIA x 3/8 LG 4 OFF

O111 572 A.N.D. FRONT FRAME DECKING SUB ASSY: FINISH HOT DIP GALV
COMPRISING: O111 568 N.D. SIDE MEMBER R.H. 1 OFF
O111 569 N.D. SIDE MEMBER L.H. 1 OFF
O111 570 N.D. FRONT BODY M'TG MEMBER 1 OFF
O111 562 BRACKET (LIFTING LUG) 2 OFF
O111 563 LIFTING LUG 2 OFF
O111571 GUSSET 2 OFF

NOTE: PART IS SYMMETRICAL
ABOUT C

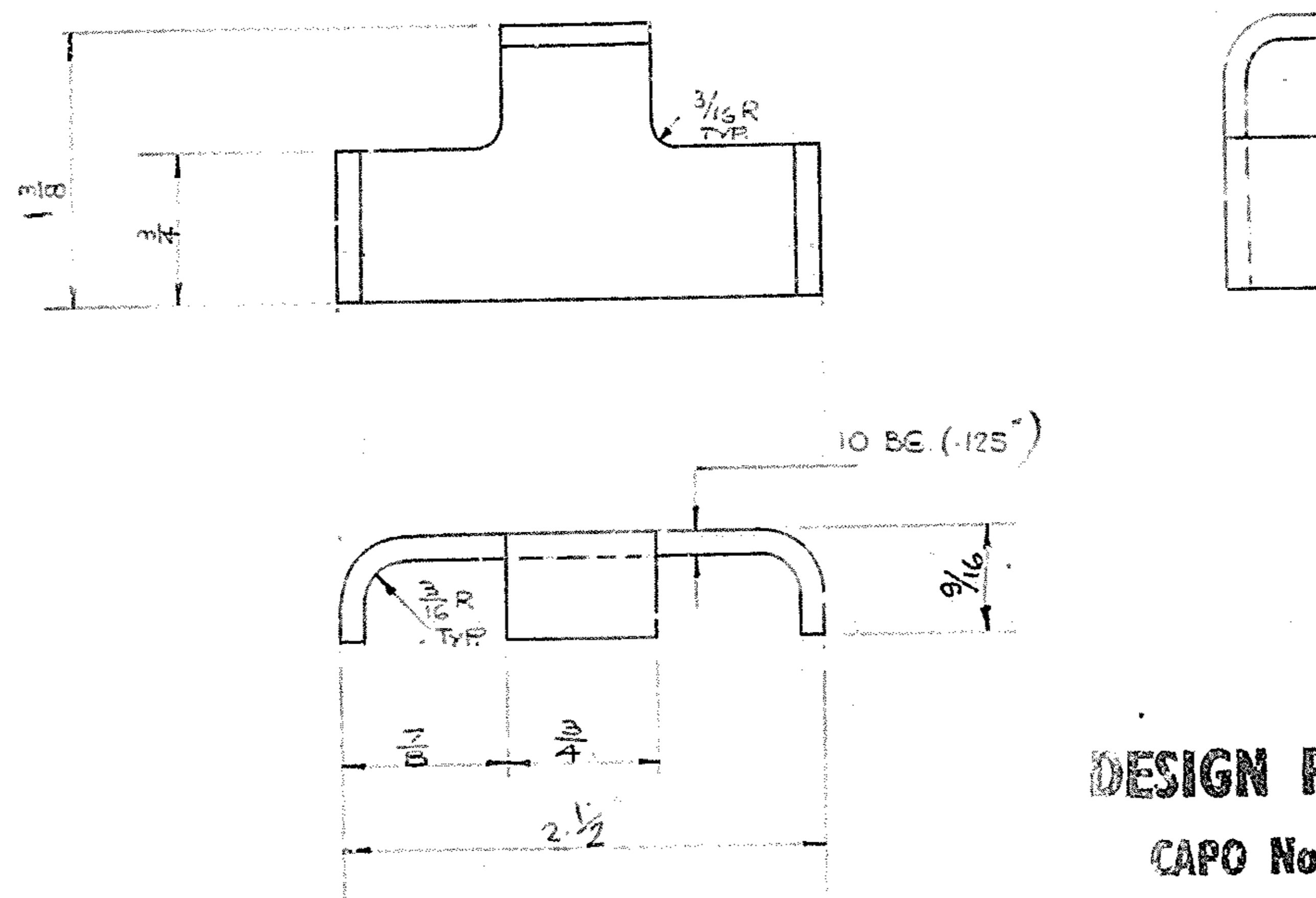
DESIGN PURCHASED FOR AMF
CAPO No C107916 DATE 2 JUN '61

ITEM	DRAWING OR PART NO.	SHEET	DESCRIPTION	NO. OFF
COMMERCIAL TOLERANCES APPLY TO STOCK DIMENSIONS				
MATERIAL SPECIFICATION AND TREATMENT 'AS ABOVE'				
DRAWING PRACTICE IS TO DEF (AUST) 83				
DRAWN G.D. BORLASE			DIMENSIONS ARE IN INCHES (BEFORE PAINTING)	
CHECKED GREATERSON		DESIGN APPROVED		TOLERANCES UNLESS OTHERWISE STATED:
PROJ. ENG		DATE		FRACTIONAL ±
SEALED EID		IN CSDE		ANGULAR ±
				2 PLACE DECIMALS ±
				3 PLACE DECIMALS ±
CONTRACTOR PRESSED METAL CORP. LTD. CONTRACTOR'S DRG. REF. O111432				
ARMY DESIGN ESTABLISHMENT, AUSTRALIAN MILITARY FORCES				
DESIGNATION FRONT FRAME DECKING				SCALE 1/1
ISSUE DATE AMENDMENT C/A NO. APPROVAL				DRAWING NO. ADE (V) 46-37
				SHEET D

CONTRACTOR'S MATERIAL
FINISH CODE (IF REQUIRED)

DO NOT SCALE ALL ERRORS TO BE REPORTED TO DRAWING OFFICE

**FOR INFORMATION ONLY
NOT FOR MANUFACTURE**



DESIGN PURCHASED FOR AMF

CAPO No C107916 DATE 2 JUNE 61

ARMY DESIGN ESTABLISHMENT
DRAWING No **ADE(V) 46-38 A**

ISSUE	DATE	C/A No	ISSUE	DATE	C/A No
1					

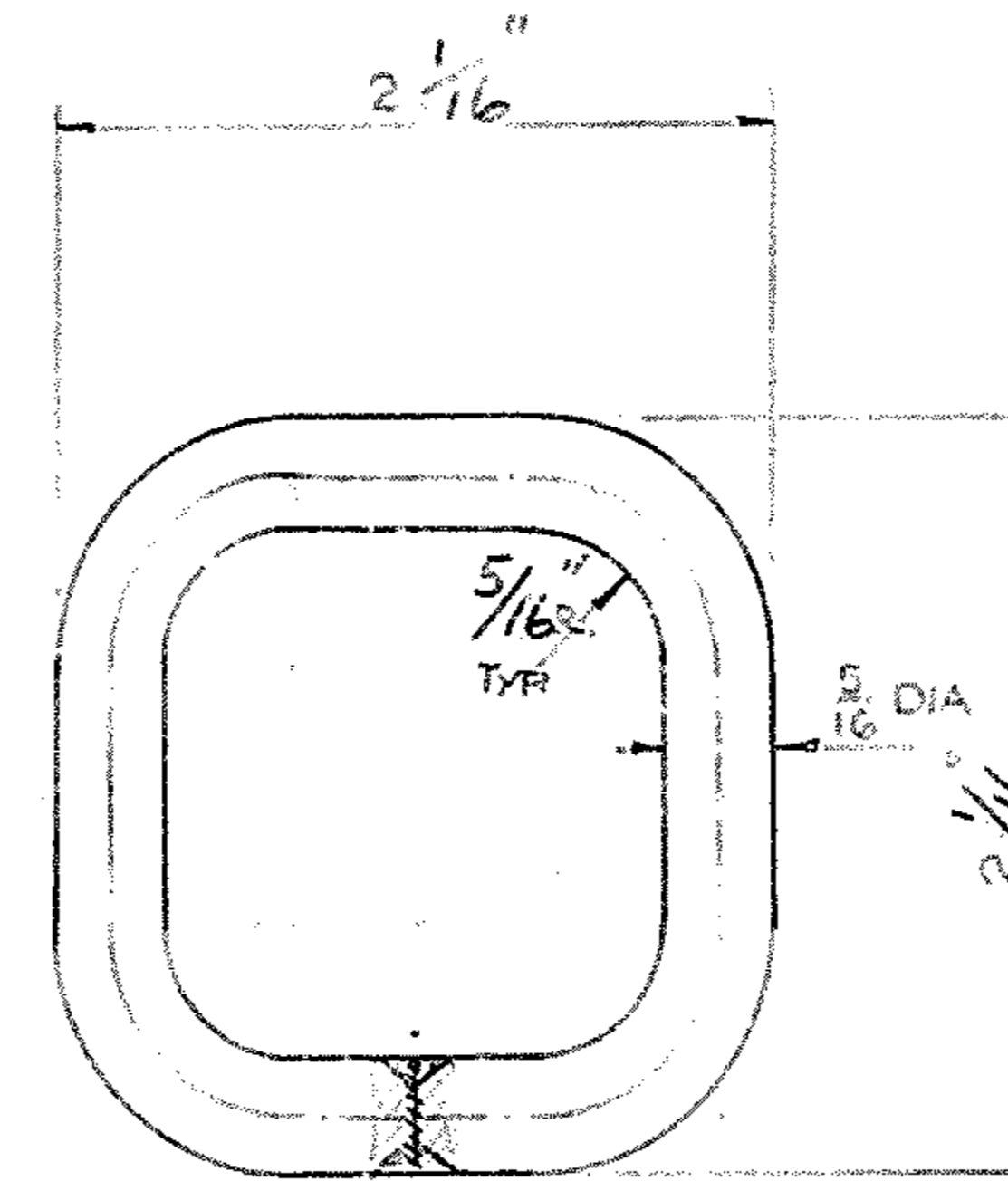
ISSUE B 9/16 W.M. 5/18	ISSUE A <i>[Signature]</i>	PRESSED METAL CORP. LTD. COSGROVE ROAD, ENFIELD . . . PHONE: YB 0281	DRAWN <i>[Signature]</i>	CHK'D <i>[Signature]</i>	APPR'D <i>[Signature]</i>
<i>[Signature]</i> 5-5-61	APPR'D <i>[Signature]</i>		DATE 5-11-61	DATE 15-6-61	DATE 17-6-61
MATERIAL & FINISH		10 B.G. (.125) MILD STEEL PLATE HRCQ	SCALE As Shown	NEXT ASSY C111432 C111431	SIZE F
DESCRIPTION		BRACKET (LIFTING LUG)	DRAWING No. C111562		

SEE ABOVE

C111562

DO NOT SCALE ALL ERRORS TO BE REPORTED TO DRAWING OFFICE

**FOR INFORMATION ONLY
NOT FOR MANUFACTURE**



WELD ALL ROUND.

DESIGN PURCHASED FOR AMF
CAPO No C107916 DATE 2 JUNE 61

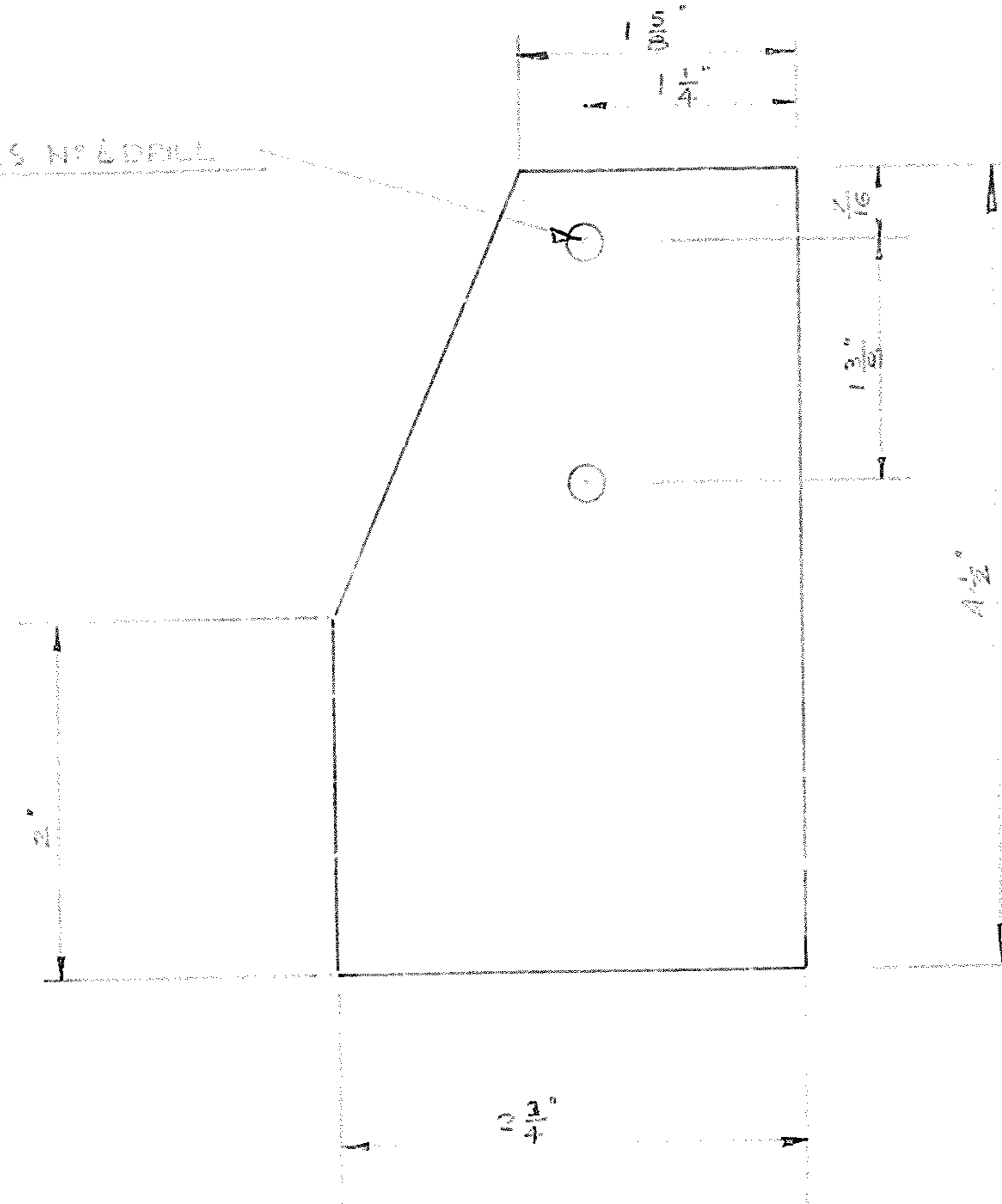
ARMY DESIGN ESTABLISHMENT							
DRAWING No ADE(V) 46-39 A							
ISSUE	DATE	C/A No	APPL	ISSUE	DATE	C/A No	APPL
1							

ISSUE A	PRESSED METAL CORP. LTD. COSGROVE ROAD, ENFIELD . . . PHONE: YB 0281	DRAWN	CHK'D	APPR'D
<i>Prop</i>		DATE 1/26/61	DATE 15-6-61	DATE 7/61
APPR'D	MAT'L & FINISH 5/16" DIA. MILD STEEL BAR	SCALE Full Size	NEXT ASSY 0111432	
DATE	DESCRIPTION LIFTING LUG	DRAWING No. 0111563	SIZE	
		SEE ABOVE	F	

0111563

DO NOT SCALE ALL ERRORS TO BE REPORTED TO DRAWING OFFICE

2 HOLES N7 & DRILL



FOR INFORMATION ONLY
NOT FOR MANUFACTURE

DESIGN PURCHASED FOR AMF
CAPO No C/1079/6 DATE 2 JUNE 61

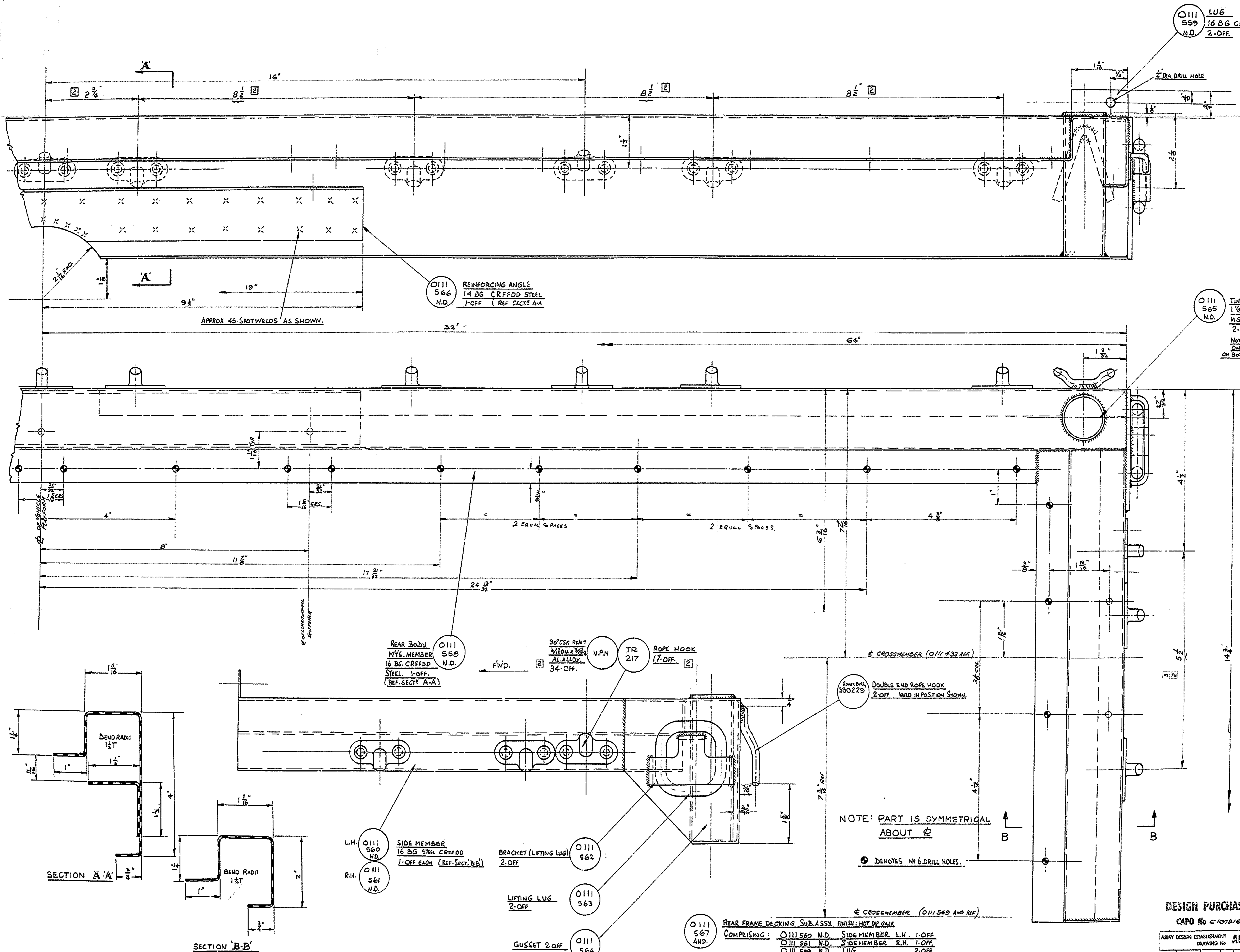
ARMY DESIGN ESTABLISHMENT DRAWING No ADE(V) 46-40 A

ISSUE	DATE	C/A No	APPL	ISSUE	DATE	C/A No	APPL
1							

ISSUE A	PRESSED METAL CORP. LTD. COSGROVE ROAD, ENFIELD - - - PHONE: YB 0281	DRAWN	CHK'D	APPR'D
		DATE 2/2/60	DATE 12/6/61	DATE 7/7
	MAT'L & FINISH 10 BG (125) HRCQ MILD STEEL PLATE	SCALE From 1:100	NEXT ASSY 0111482	
APPR'D	DESCRIPTION GUSSET	DRAWING No. 011571	SEE ABOVE	SIZE F
DATE				

011571

DO NOT SCALE ALL ERRORS TO BE REPORTED TO DRAWING OFFICE



O111 LUG
559 16 BG CRFFDD STEEL
N.D. 2-OFF

O111 REINFORCING ANGLE
566 14 BG CRFFDD STEEL
N.D. 1-OFF (REF SECT A-A)

O111 TUBE
565 1 1/2 x 16 SWG x 4 1/2 LG
N.D. M.S. WELDABLE
2-OFF
NOTE: TUBE WELDED ALL ROUND
ON TOP SURFACE & PARTLY
ON BOTTOM FLANGE

REAR BODY O111
MTG. MEMBER 568
16 BG CRFFDD N.D.
STEEL 1-OFF
(REF. SECT. A-A)

90° CSK RIVET N.P.N. TR 217
3/8 DIA x 3/8 LG AL ALLOY 34-OFF

ROPE HOOK 17-OFF
DOUBLE END ROPE HOOK 2-OFF
WELD IN POSITION SHOWN

L.H. O111 SIDE MEMBER
560 16 BG STEEL CRFFDD
N.D. 1-OFF EACH (REF. SECT. B-B)

BRACKET (LIFTING LUG) O111
562 2-OFF

LIFTING LUG O111
563 2-OFF

GUSSET O111
564 2-OFF

O111 REAR FRAME DECKING SUB. ASSY. FINISH: HOT DIP GALV.
567 AND. COMPRISING:

- O111 560 N.D. SIDE MEMBER L.H. 1-OFF
- O111 561 N.D. SIDE MEMBER R.H. 1-OFF
- O111 559 N.D. LUG 2-OFF
- O111 568 N.D. REAR BODY MTG. MEMBER 1-OFF
- O111 562 BRACKET (LIFTING LUG) 2-OFF
- O111 563 LIFTING LUG 2-OFF
- O111 564 GUSSET 2-OFF
- O111 565 N.D. TUBE 2-OFF
- O111 566 N.D. REINFORCING ANGLE 1-OFF
- 330 229 DOUBLE END ROPE HOOK 2-OFF

NOTE: O111 491 REAR FRAME DECKING ASSY
COMPRISING O111 507 AND REAR FRAME SUB ASSY 1 OFF
TR 217 ROPE HOOK 5 OFF
N.P.N. 90° CSK RIVET 3/8 DIA x 3/8 LG 10 OFF

FOR INFORMATION ONLY
NOT FOR MANUFACTURE

NOTE: PART IS SYMMETRICAL
ABOUT B

⊙ DENOTES NO. 6 DRILL HOLES.

DESIGN PURCHASED FOR AMF
CAPO No C107916 DATE 2 JUNE 61

ARMY DESIGN ESTABLISHMENT
DRAWING No. ADE(V) 46-41 D

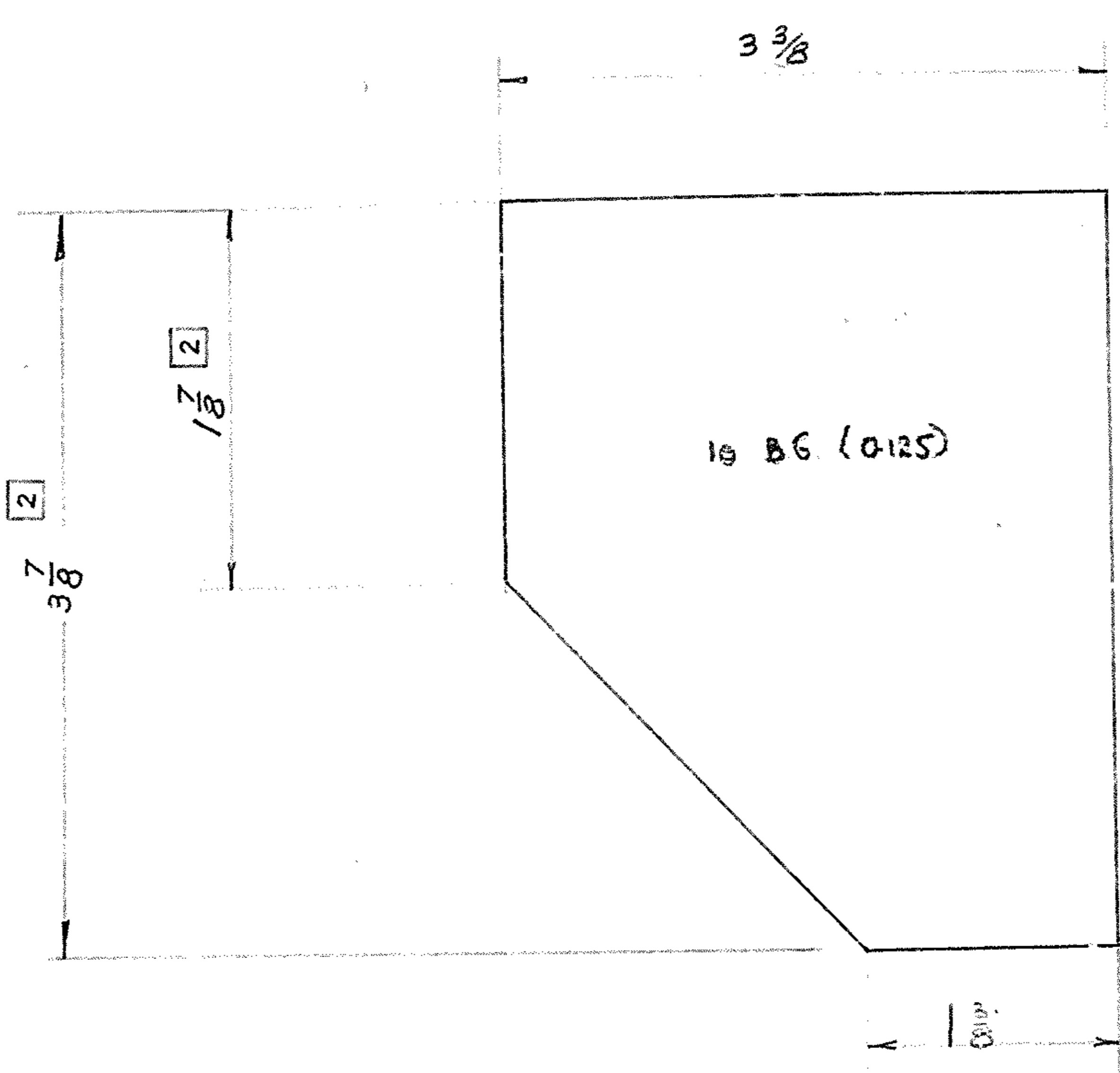
PRESSED METAL CORP. LTD.
COSGROVE ROAD, ENFIELD ... PHONE: Y8 0281
As AGO/E

DATE 11-12-60
SCALE 1/8" = 1"

SEE ABOVE

DO NOT SCALE ALL ERRORS TO BE REPORTED TO DRAWING OFFICE

**FOR INFORMATION ONLY
NOT FOR MANUFACTURE**



DESIGN PURCHASED FOR AMF
CAPO No C 1079/6 DATE 2 JUNE 61

ARMY DESIGN ESTABLISHMENT		DRAWING No		ADE(V) 46-42 A			
ISSUE	DATE	C/A No	APPL	ISSUE	DATE	C/A No	APPL
1							
2	21 SEP 67	VB20/67	W.A.E.				

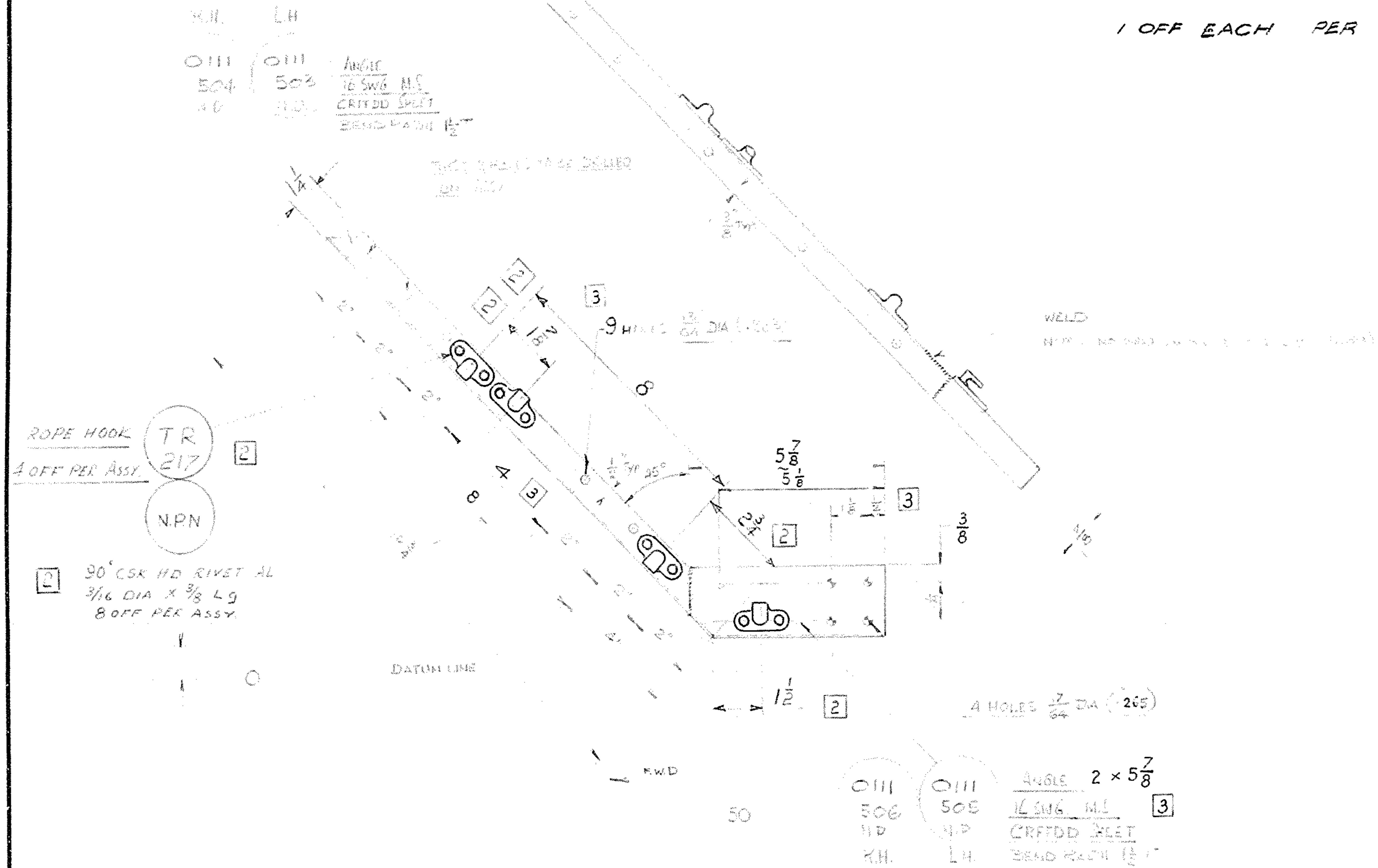
NEXT ASSY.

ISSUE A	PRESSED METAL CORP. LTD. COSGROVE ROAD, ENFIELD . . . PHONE: YB 0281	DRAWN	CHK'D	APPR'D
<i>Prod</i>		<i>TK</i>	<i>W.A.E.</i>	<i>W.A.E.</i>
APPR'D	MAT'L & FINISH 10 B.G. (0.125) MILD STEEL PLATE HRCQ	DATE	DATE	DATE
DATE	DESCRIPTION Gusset	SCALE	NEXT ASSY	SIZE
		<i>1/8" = 1"</i>	<i>0111431</i>	<i>4 F</i>
		DRAWING No. <i>011566</i>	SEE ABOVE	

011566

DO NOT SCALE ALL ERRORS TO BE REPORTED TO DRAWING OFFICE

NOTE: 0111437 L.H. AS DRAWN COMPR: 0111503 & 0111505
 0111438 R.H. OPP HAND COMPR: 0111504 & 0111506
 1 OFF EACH PER ASSY



**FOR INFORMATION ONLY
 NOT FOR MANUFACTURE**

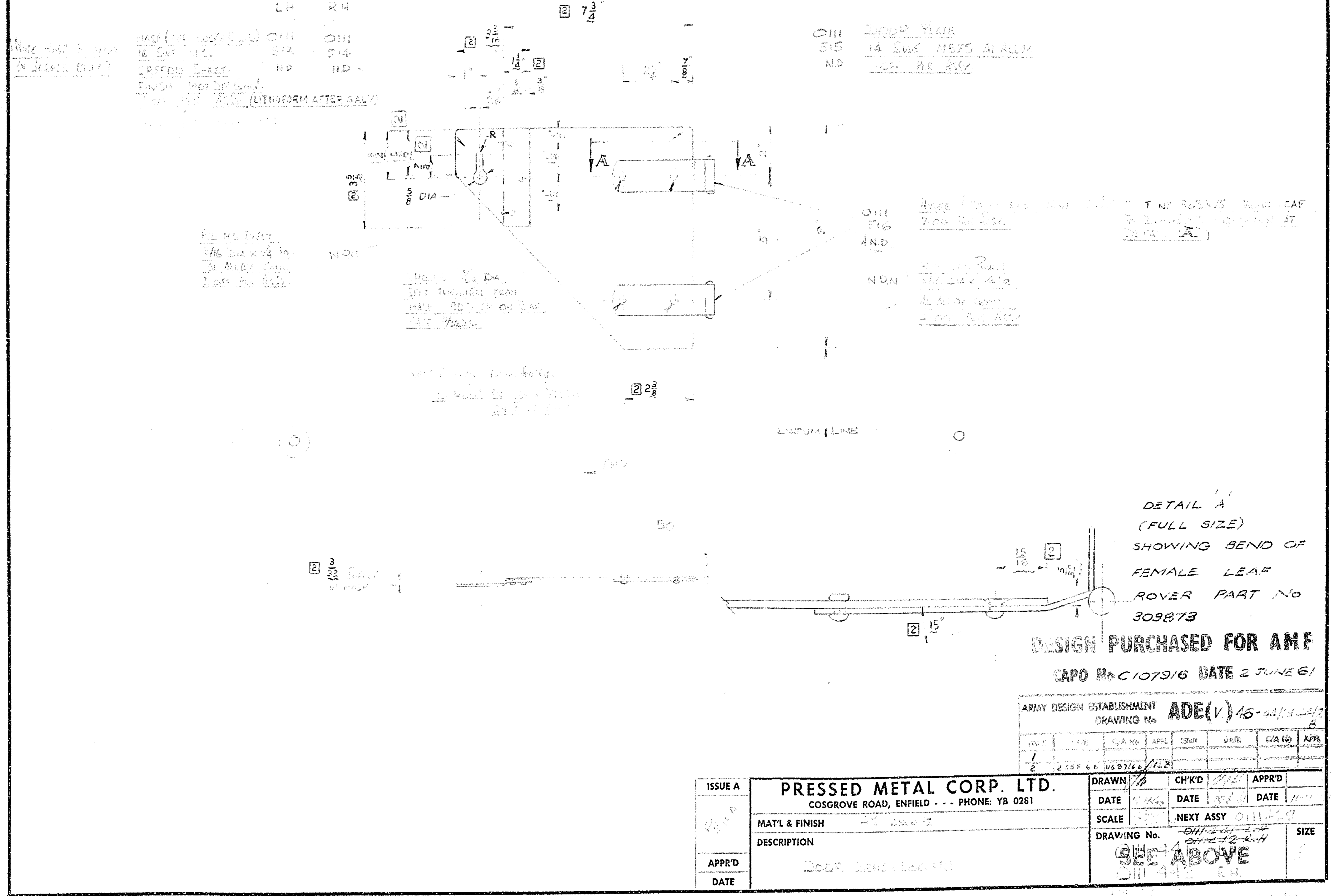
DESIGN PURCHASED FOR AMF
 CAPD No C107916 DATE 2 JUNE 61

ISSUE	DATE	CHG NO	APPR	ISSUE	DATE	CHG NO	APPR
1	18 JUN 61			3	21 SEP 67		
2	18 JUN 61						

ISSUE A	PRESSED METAL CORP. LTD. COSGROVE ROAD, ENFIELD - - - PHONE: YB 0281		DRAWN	CHK'D	APPR'D
	MAT'L & FINISH	AS ABOVE	DATE	DATE	DATE
	DESCRIPTION	PROTECTION ANGLE BRACKET	SCALE	NEXT ASSY	0111429
			DRAWING No.	0111437 L.H. 0111438 R.H.	SIZE
			SEE ABOVE		

DO NOT SCALE ALL ERRORS TO BE REPORTED TO DRAWING OFFICE

FOR INFORMATION ONLY
NOT FOR MANUFACTURE



DETAIL A
(FULL SIZE)
SHOWING BEND OF
FEMALE LEAF
ROVER PART NO
309873

DESIGN PURCHASED FOR AME
CAPO No C107916 DATE 2 JUNE 61

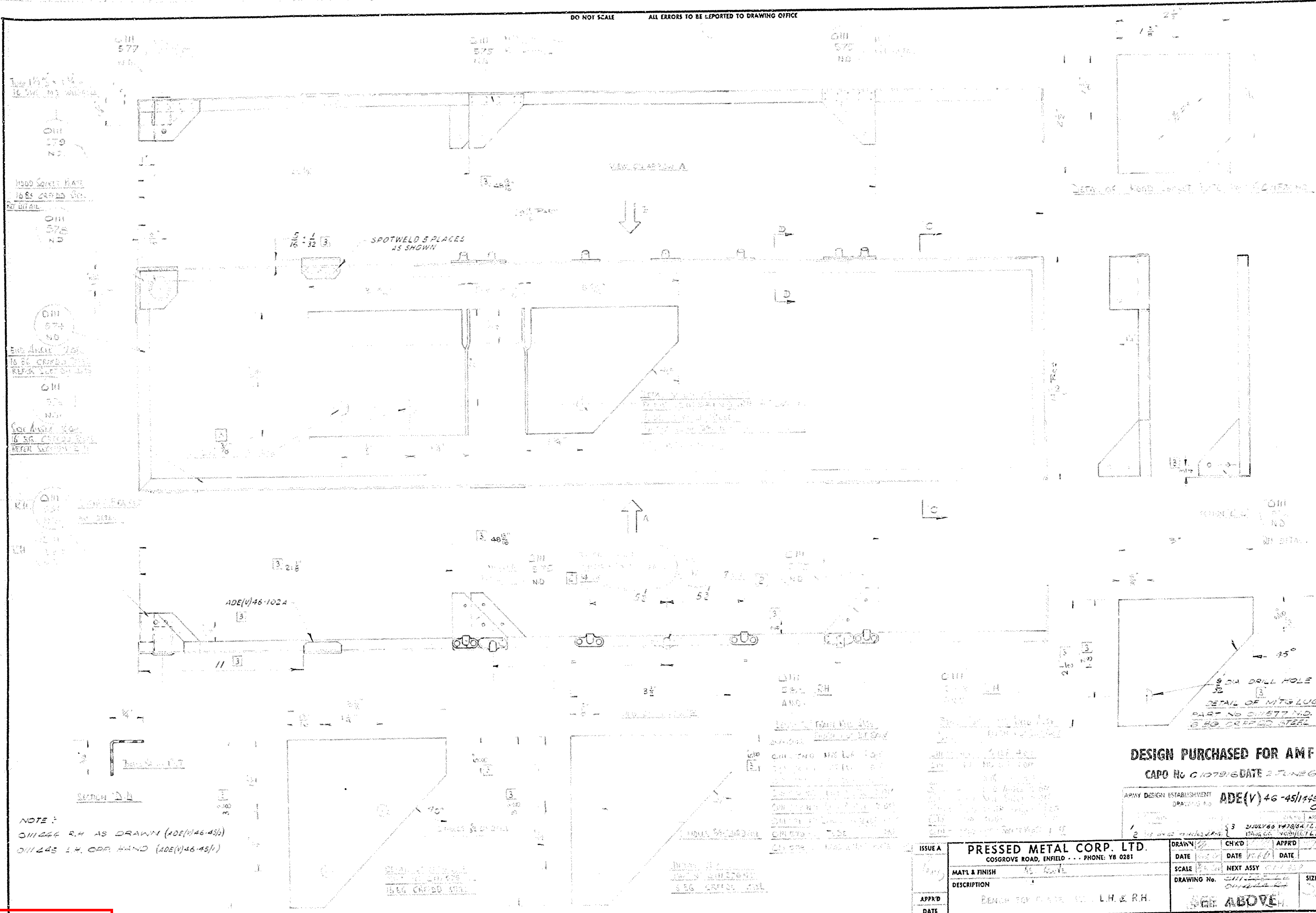
ARMY DESIGN ESTABLISHMENT
DRAWING No **ADE(V) 46-4418-242**

ISSUE	DATE	BY	CHK'D	DATE	APPR'D	DATE
1						
2	2.10.66	MGB/LLS				

ISSUE A	PRESSED METAL CORP. LTD.	DRAWN	CHK'D	APPR'D
	COSGROVE ROAD, ENFIELD . . . PHONE: YB 0281	DATE	DATE	DATE
	MAT'L & FINISH	SCALE	NEXT ASSY	DRAWING No.
	DESCRIPTION			SIZE

SEE ABOVE

DO NOT SCALE ALL ERRORS TO BE REPORTED TO DRAWING OFFICE



NOTE:
DIM 226 R.H. AS DRAWN (A0E(V)46-45/1)
DIM 245 L.H. CAP. HAND (A0E(V)46-45/1)

DESIGN PURCHASED FOR AMF
CAPO No. C 107916 DATE 27 JUNE 61

ARMY DESIGN ESTABLISHMENT
DRAWING No. ADE(V)46-45/145/1
DATE 3 JULY 60
DRAWN BY J. B. GIBSON
CHECKED BY J. B. GIBSON
APPROVED BY J. B. GIBSON

ISSUE A	DATE	DRAWN	CHKD	APPRD

PRESSED METAL CORP. LTD.
COSGROVE ROAD, ENFIELD . . . PHONE: Y8 0281

MATERIAL FINISH	DESCRIPTION	SCALE	DRAWING No.	SIZE
10 54 CAPSCD STEEL	BENCH TOP PLATE, (L.H. & R.H.)	AS SHOWN	1000	10 54 CAPSCD STEEL

FOR INFORMATION ONLY
NOT FOR MANUFACTURE

DO NOT SCALE ALL ERRORS TO BE REPORTED TO DRAWING OFFICE

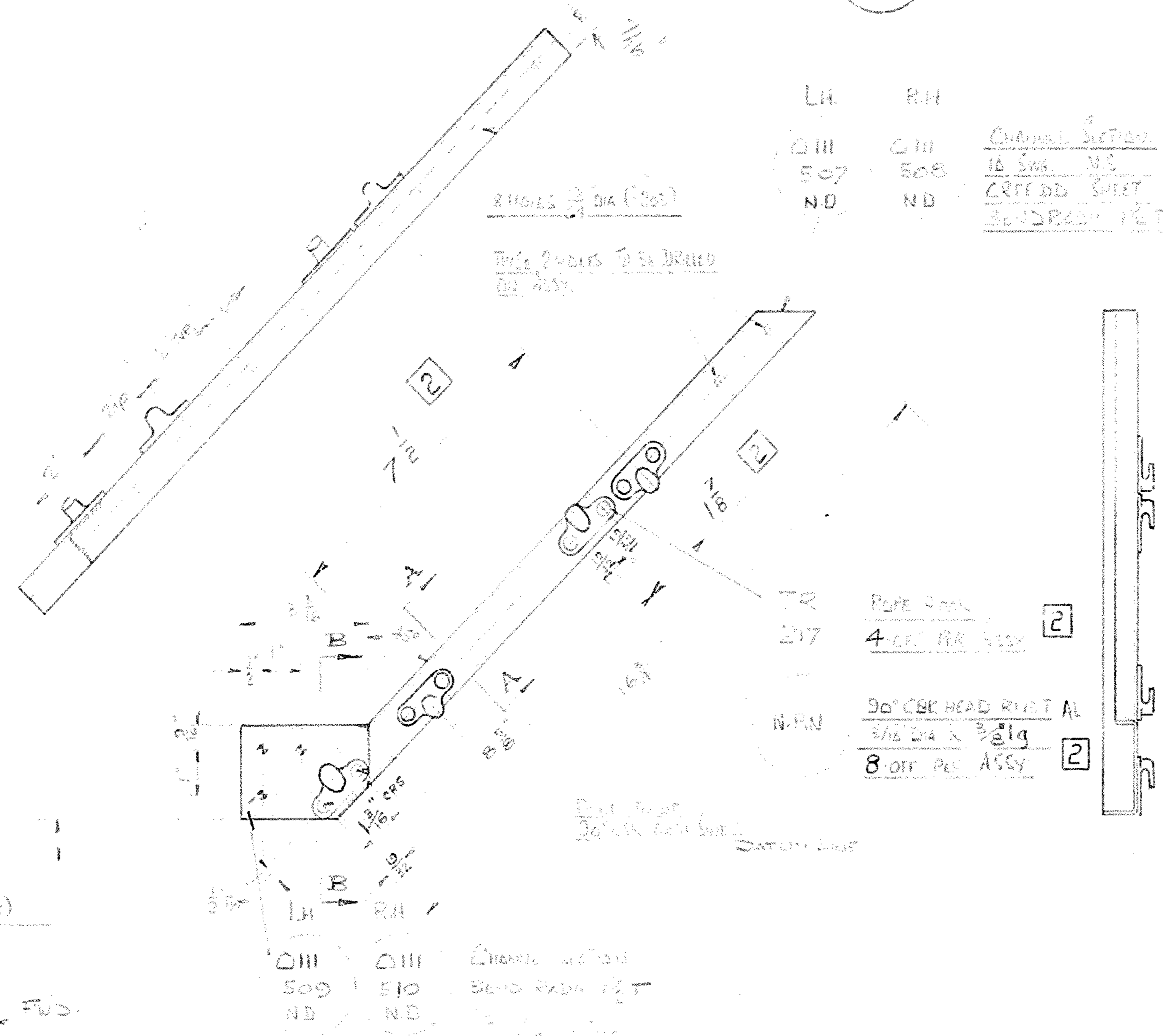

L.H. **Q11 511** PROTECTION ANGLE WELDED ASSY
 AND FINISH HOT DIP GALV
 COMPRISING Q11507ND & Q11509 1 OFF EACH

R.H. **Q11 512** PROTECTION ANGLE WELDED ASSY
 AND FINISH HOT DIP GALV
 COMPRISING Q11508 ND & Q11510 1 OFF EACH

L.H. Q11 507 ND
 R.H. Q11 508 ND

Original Section
 16 SWR NS
 CRFED SHEET
 3000000000

FOR INFORMATION ONLY
 NOT FOR MANUFACTURE



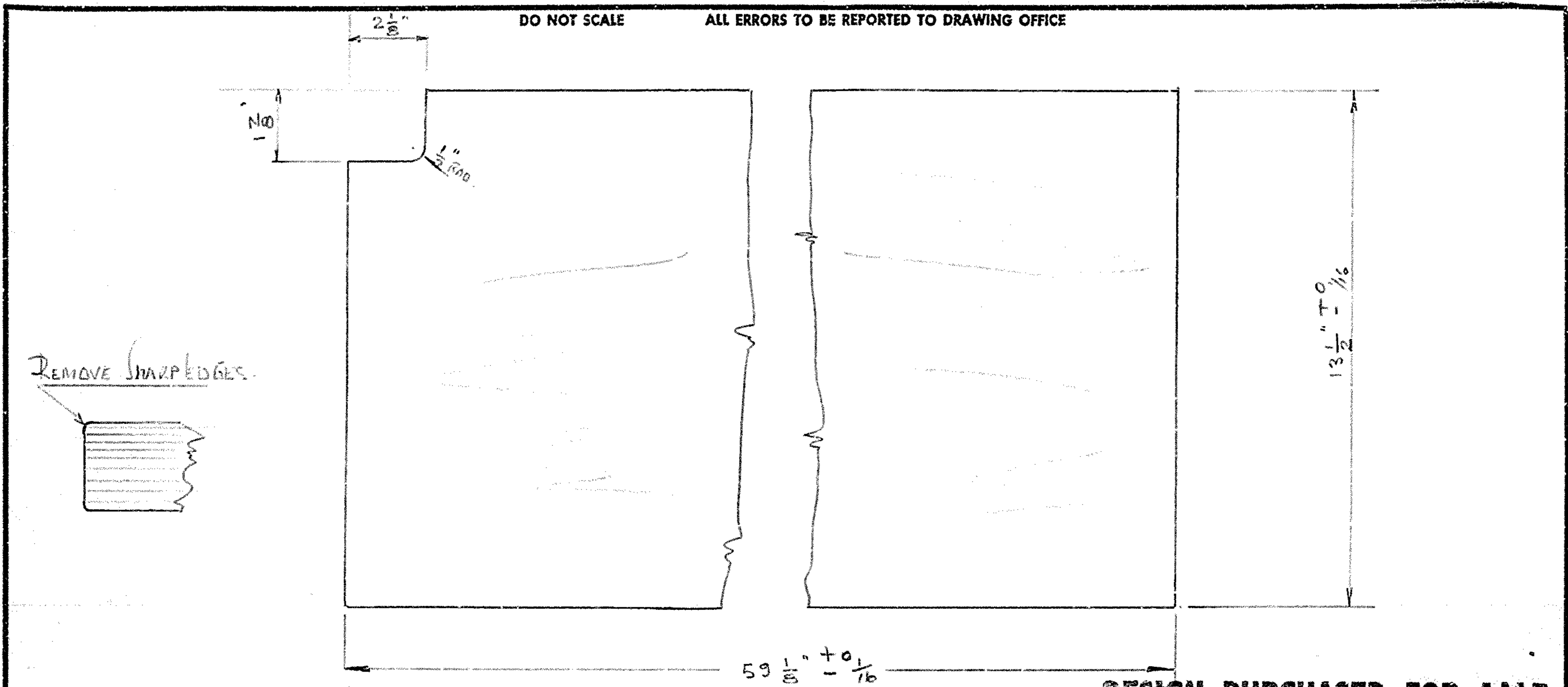
NOTE: Q11 439 L.H. R.H. CORNER
 Q11 440 R.H. CORNER

DESIGN PURCHASED FOR AME
 CAPO No C107916 DATE 2 JUNE 61

ARMY DESIGN ESTABLISHMENT							
DRAWING No. ADE(V) 46-46/e-26/25							
ESME	DATE	C/A No	APP	CHK'D	APP'D	DATE	DATE
1	15 JUN 62	14473	JFG				

Q11 507 ND	Q11 508 ND	Q11 509 ND	Q11 510 ND	Q11 511 ND	Q11 512 ND
8	4	8	4	8	4
2	2	2	2	2	2

ISSUE A	PRESSED METAL CORP. LTD. COSGROVE ROAD, ENFIELD - - - PHONE: YB 0281		
MAT'L & FINISH	AS ABOVE		
DESCRIPTION	PROTECTION ANGLE WELDED ASSY		
APPR'D	DRAWN	CHK'D	APP'R'D
DATE	DATE	DATE	DATE
	SCALE	NEXT ASSY Q11 439	
	DRAWING No.	Q11 440 R.H.	
	SIZE	F	



FOR INFORMATION ONLY
NOT FOR MANUFACTURE

DESIGN PURCHASED FOR AMF

CAPO No C107916 DATE 2 JUNE 61

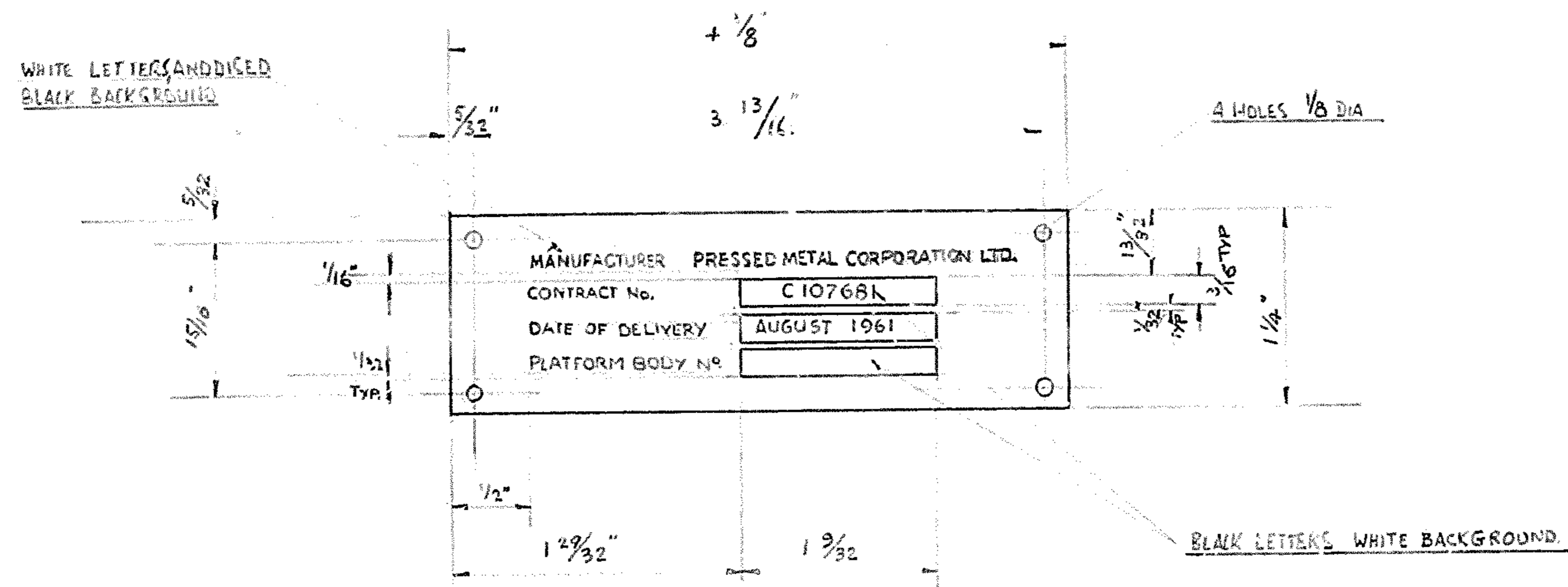
ARMY DESIGN ESTABLISHMENT
DRAWING No **ADE(V) 46-47A**

- FINISH:
1. BRUSH ONE COAT COPPER-NAPHTHENATE SOLUTION
 2. BRUSH OR SPRAY TWO COATS OF TROPIC PROOFING LACQUER, REDUCED 30% WITH THINNERS IF SPRAYED. AIR DRY FOR 30 MIN. BETWEEN COATS.

ISSUE A	PRESSED METAL CORP. LTD. COSGROVE ROAD, ENFIELD . . . PHONE: YB 0281	DRAWN	CHK'D	APPR'D
	MAT'L & FINISH 3/4" MARINE PLY FINISH AS ABOVE	DATE 6.12.60	DATE	DATE
	DESCRIPTION BENCH TOP (PLYWOOD)	SCALE	NEXT ASSY 0111420	SIZE
		DRAWING No. SEE ABOVE		

0111420

DO NOT SCALE ALL ERRORS TO BE REPORTED TO DRAWING OFFICE



NOTE: LETTER SIZE 3/32 HIGHER LETTER SIZE NO 10

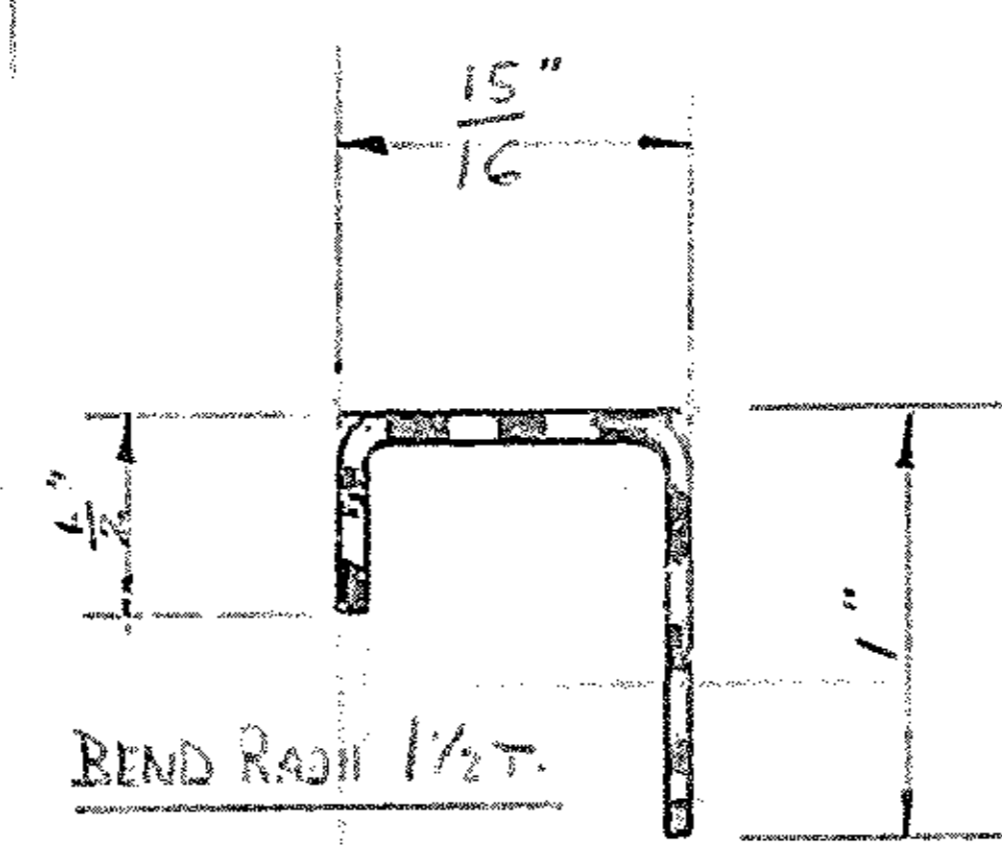
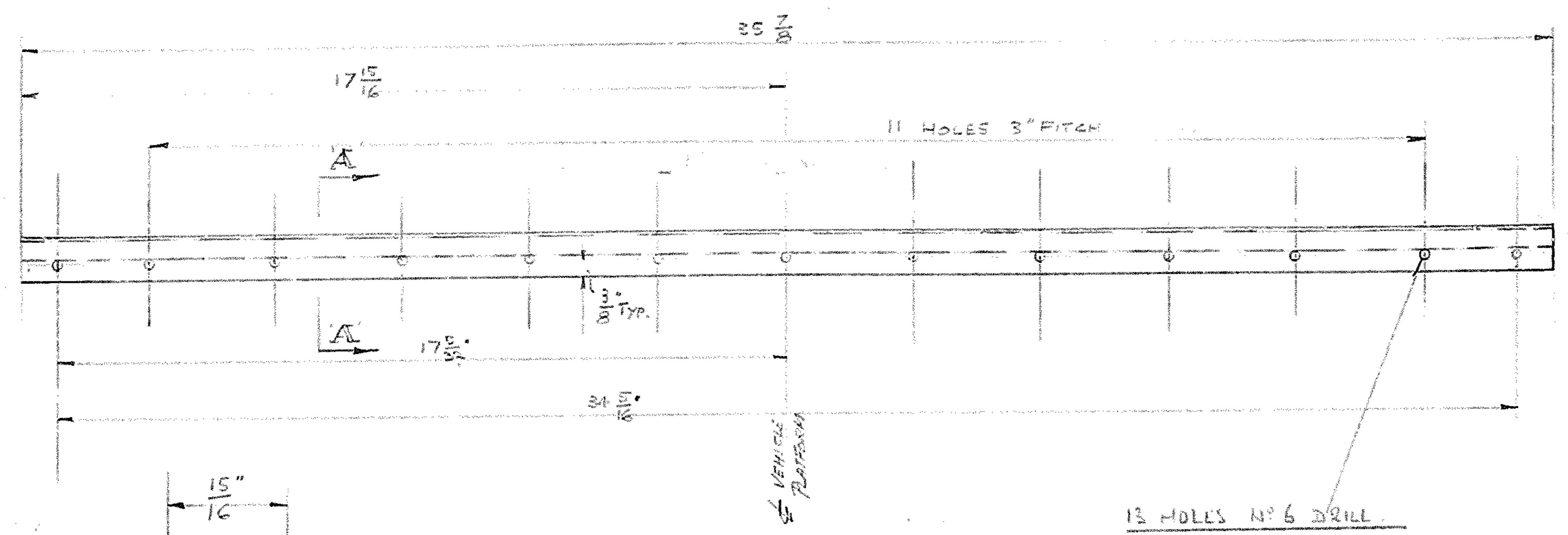
DESIGN PURCHASED FOR AMF
CAPO No C107916 DATE 2 JUNE 61

**FOR INFORMATION ONLY
NOT FOR MANUFACTURE**

ARMY DESIGN ESTABLISHMENT				ADE(V) 46-48 A			
DRAWING No							
ISSUE	DATE	C/A No	APPL	ISSUE	DATE	C/A No	APPL
1							

ISSUE A	PRESSED METAL CORP. LTD. COSGROVE ROAD, ENFIELD . . . PHONE: YB 0281			DRAWN	CH'K'D	APPR'D
	MATERIAL & FINISH COMMERCIAL ANODISING ALUMINIUM 26 SW6			DATE 18.4.61	DATE 15.6.61	DATE
	DESCRIPTION IDENTIFICATION PLATE (MACH PLATFORM)			SCALE 1/1	NEXT ASSY 0111429	
APPR'D				DRAWING No. 0116162		SIZE
DATE				SEE ABOVE		F

DO NOT SCALE ALL ERRORS TO BE REPORTED TO DRAWING OFFICE



**FOR INFORMATION ONLY
NOT FOR MANUFACTURE**

DESIGN PURCHASED FOR AMF
CAPO No C 107916 DATE 2 JUNE 61

ARMY DESIGN ESTABLISHMENT
DRAWING No **ADE(V) 16-49 A**


ISSUE	DATE	C/A No	APPL	ISSUE	DATE	C/A No	APPL
1							

ISSUE A	PRESSED METAL CORP. LTD. COSGROVE ROAD, ENFIELD - - - PHONE: YB 0281	DRAWN <i>M.</i>	CHK'D <i>H.H.</i>	APPR'D <i>J.V.</i>
<i>Rev.</i>	MAT'L & FINISH 16 BG CRIPED STEEL. HOT DP. GALV.	DATE 6.12.60	DATE 18.6.61	DATE
APPR'D	DESCRIPTION CHANNEL	SCALE 3/8" FULL SIZE	NEXT ASSY 0111 405	
DATE		DRAWING No. 0111405	SIZE F	

SEE ABOVE

0111405

DO NOT SCALE ALL ERRORS TO BE REPORTED TO DRAWING OFFICE



**FOR INFORMATION ONLY
NOT FOR MANUFACTURE**

DESIGN PURCHASED FOR AMF

CAPO No C 107916 DATE 2 JUNE 61

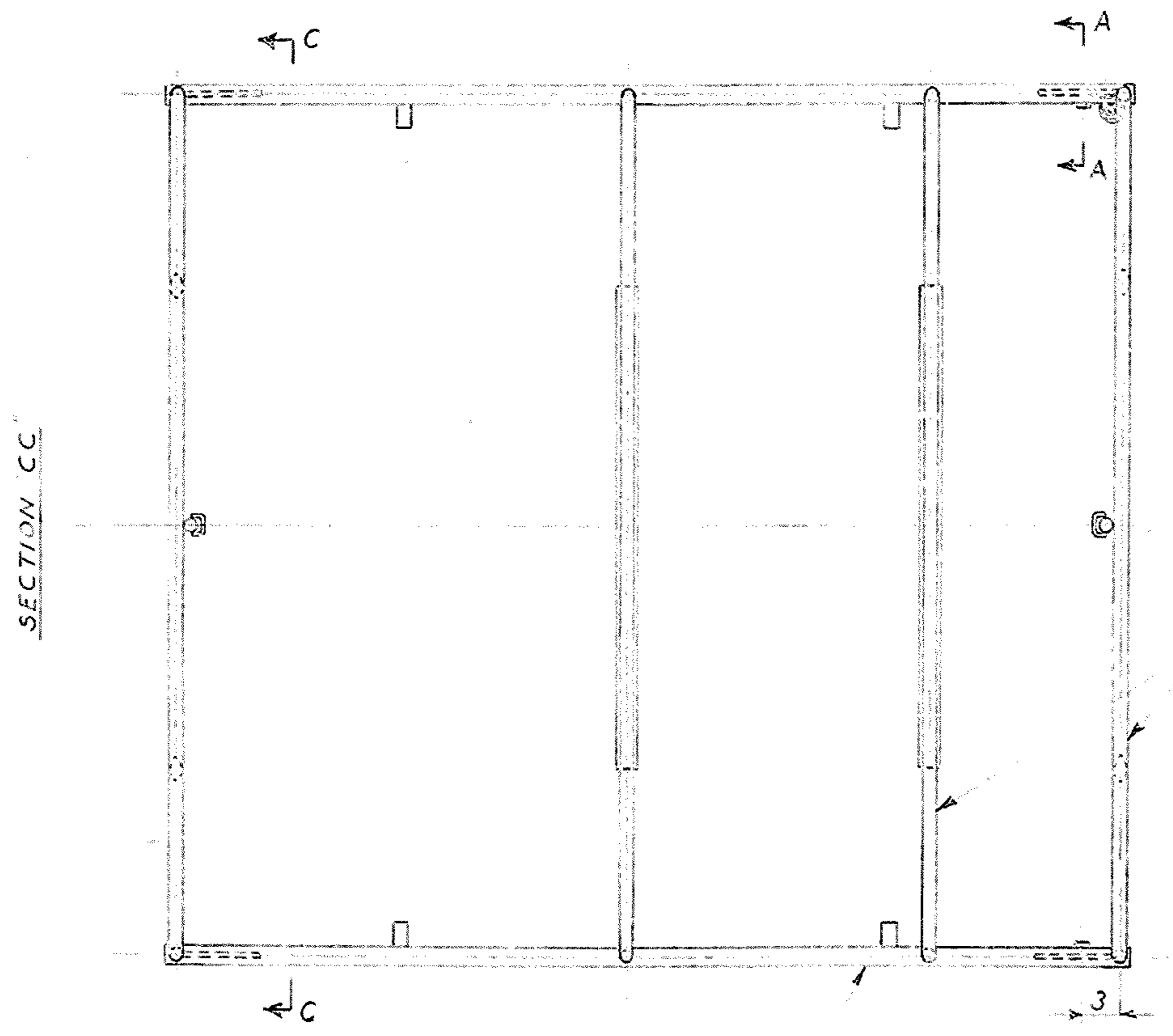
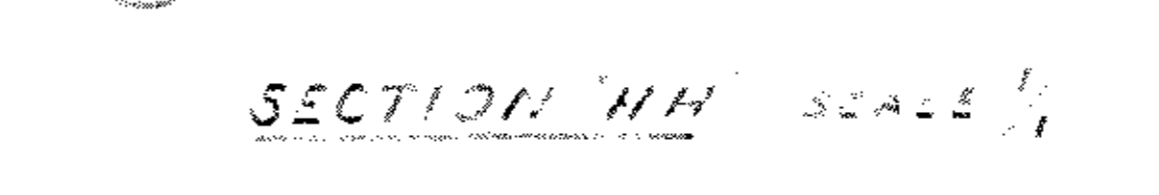
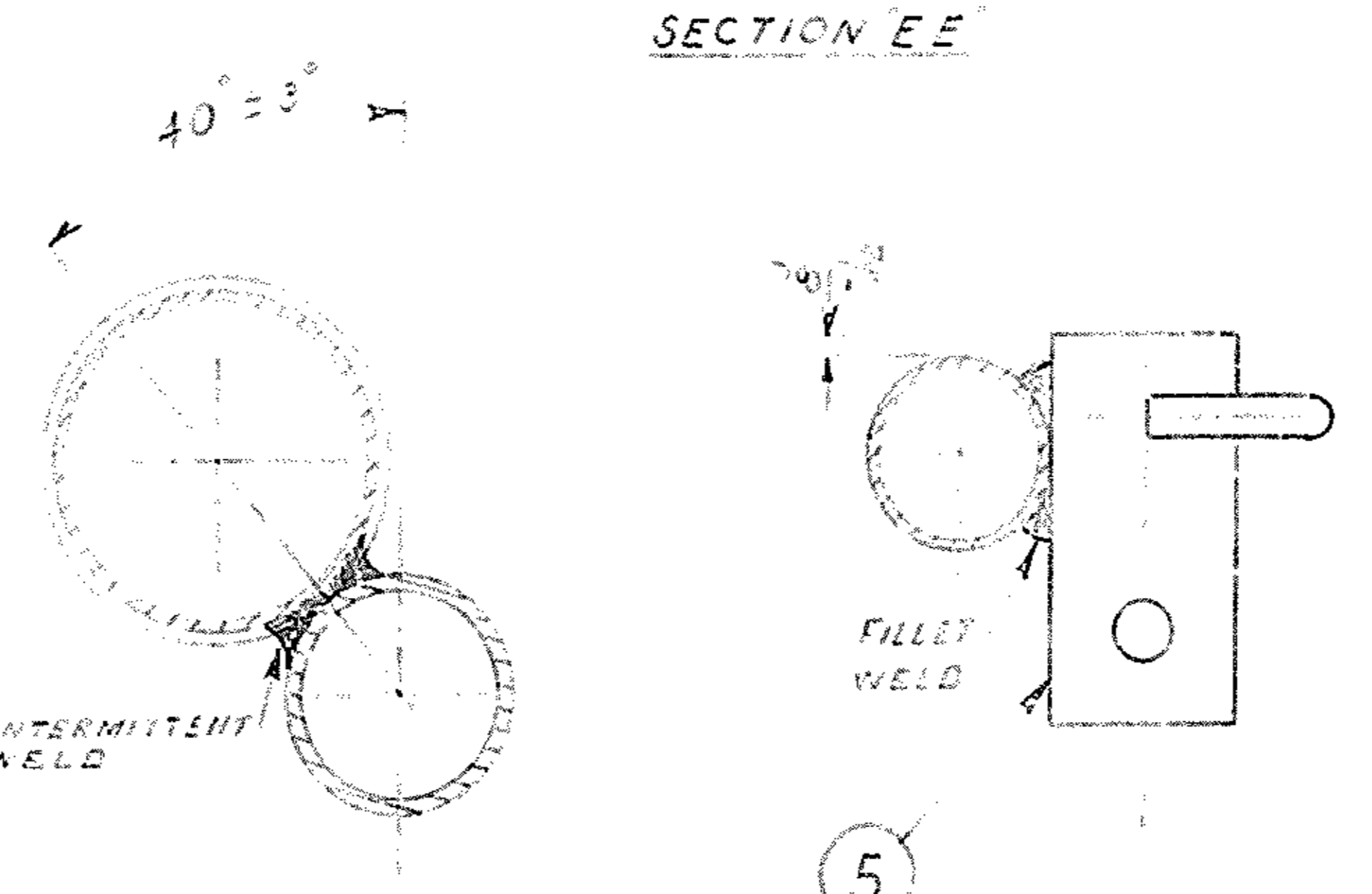
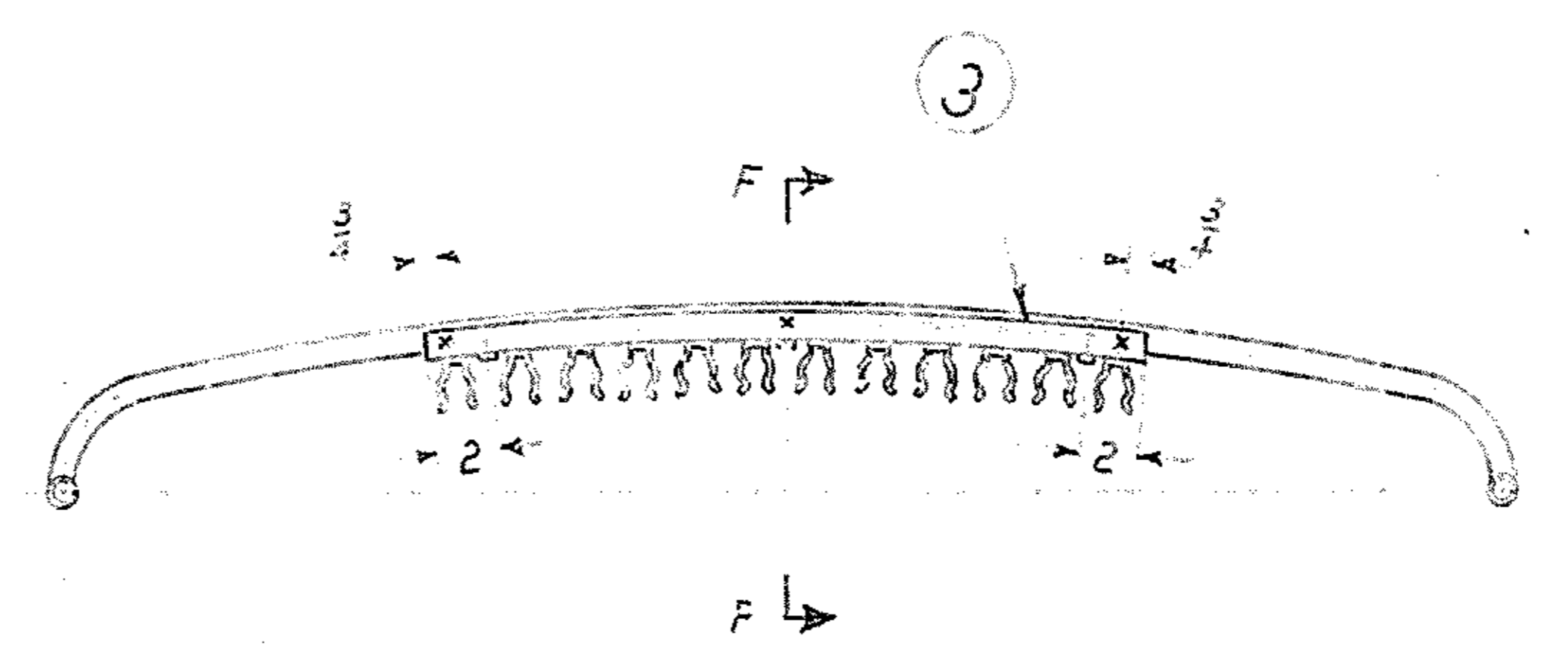
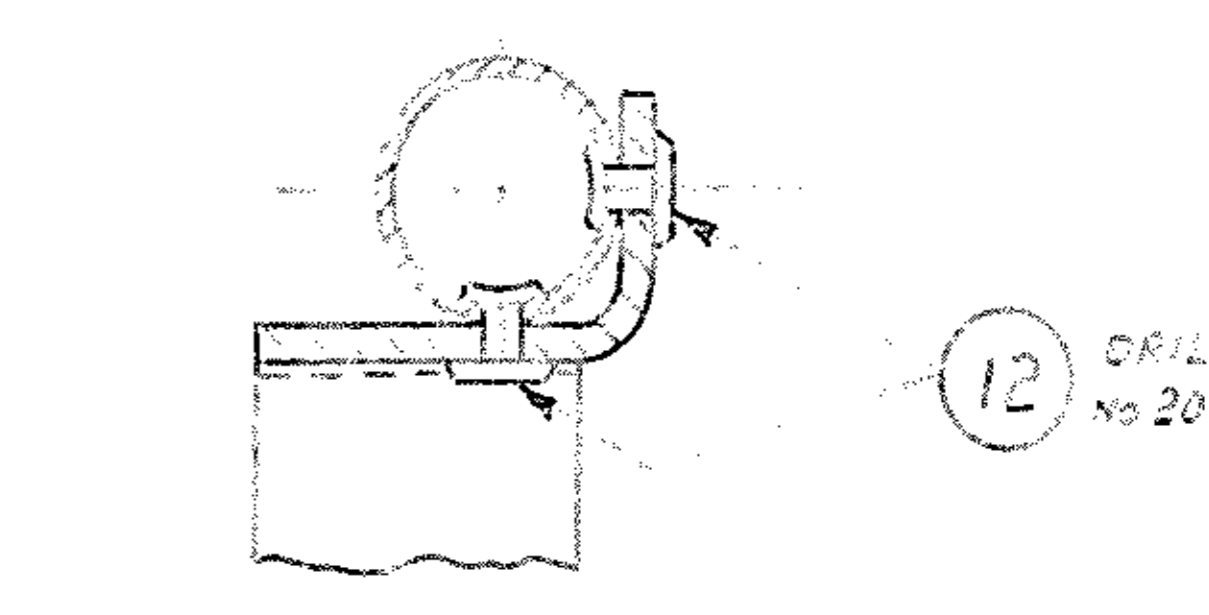
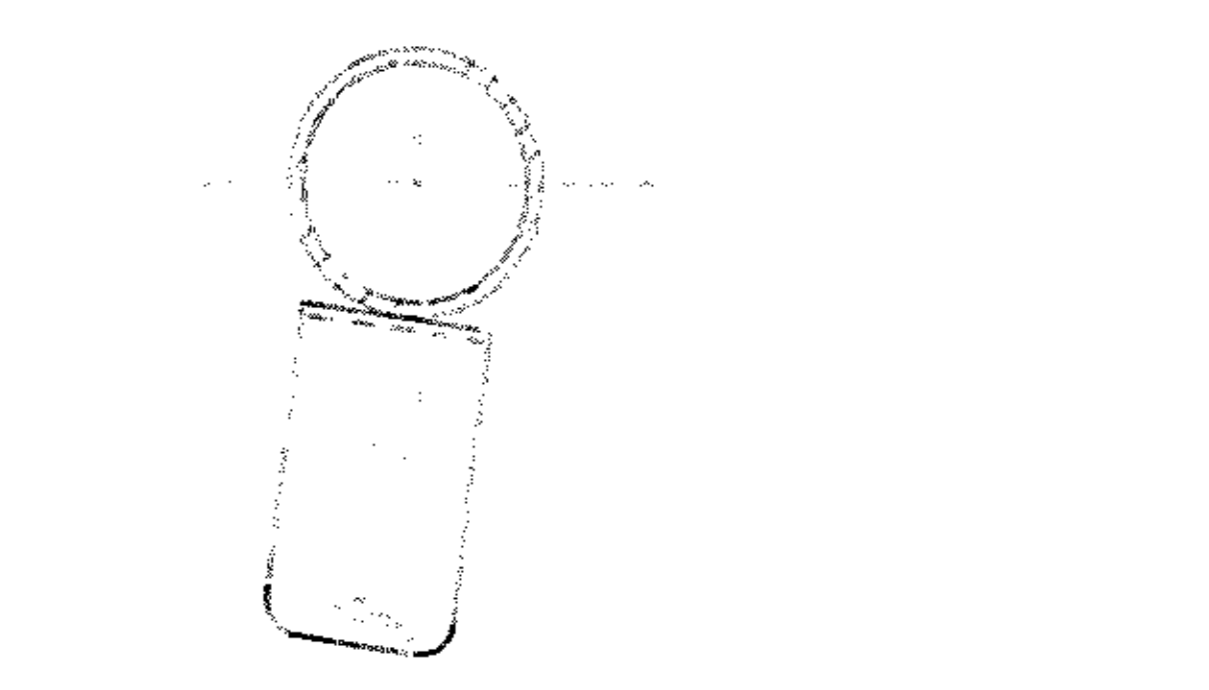
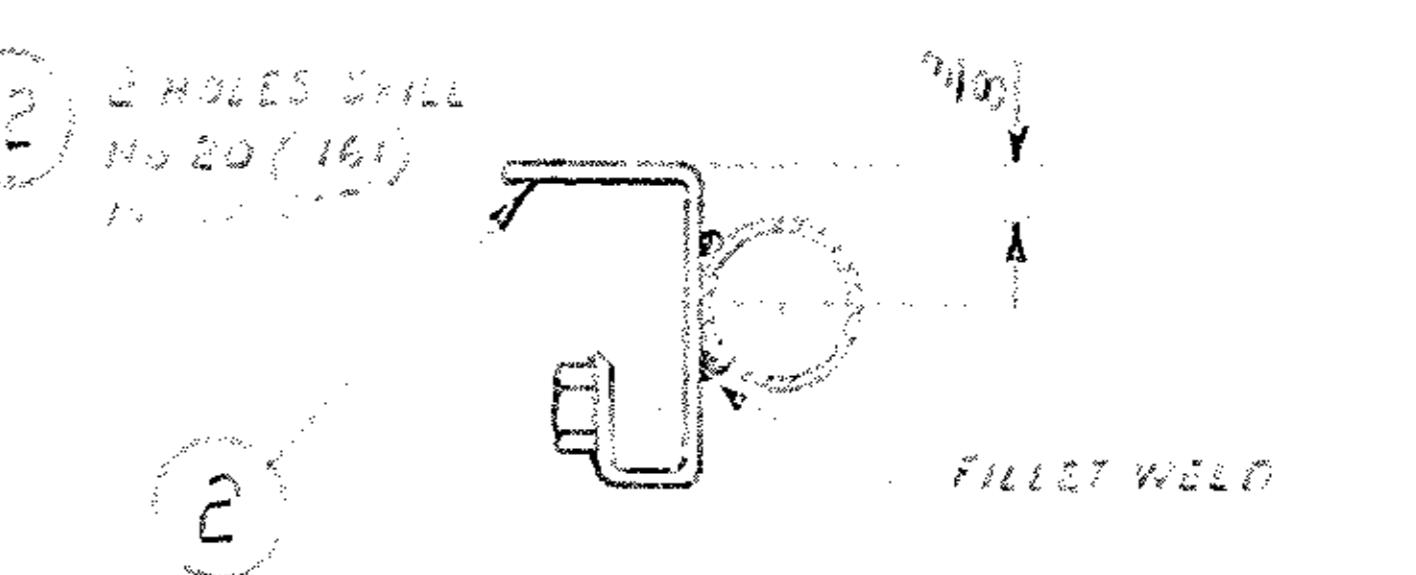
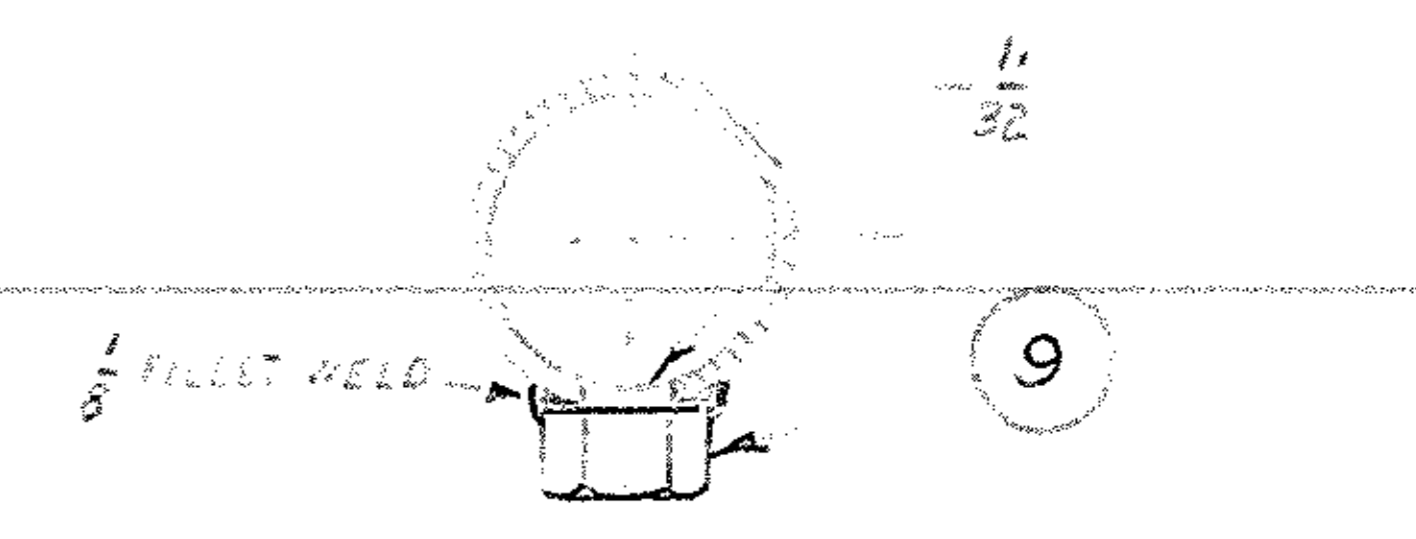
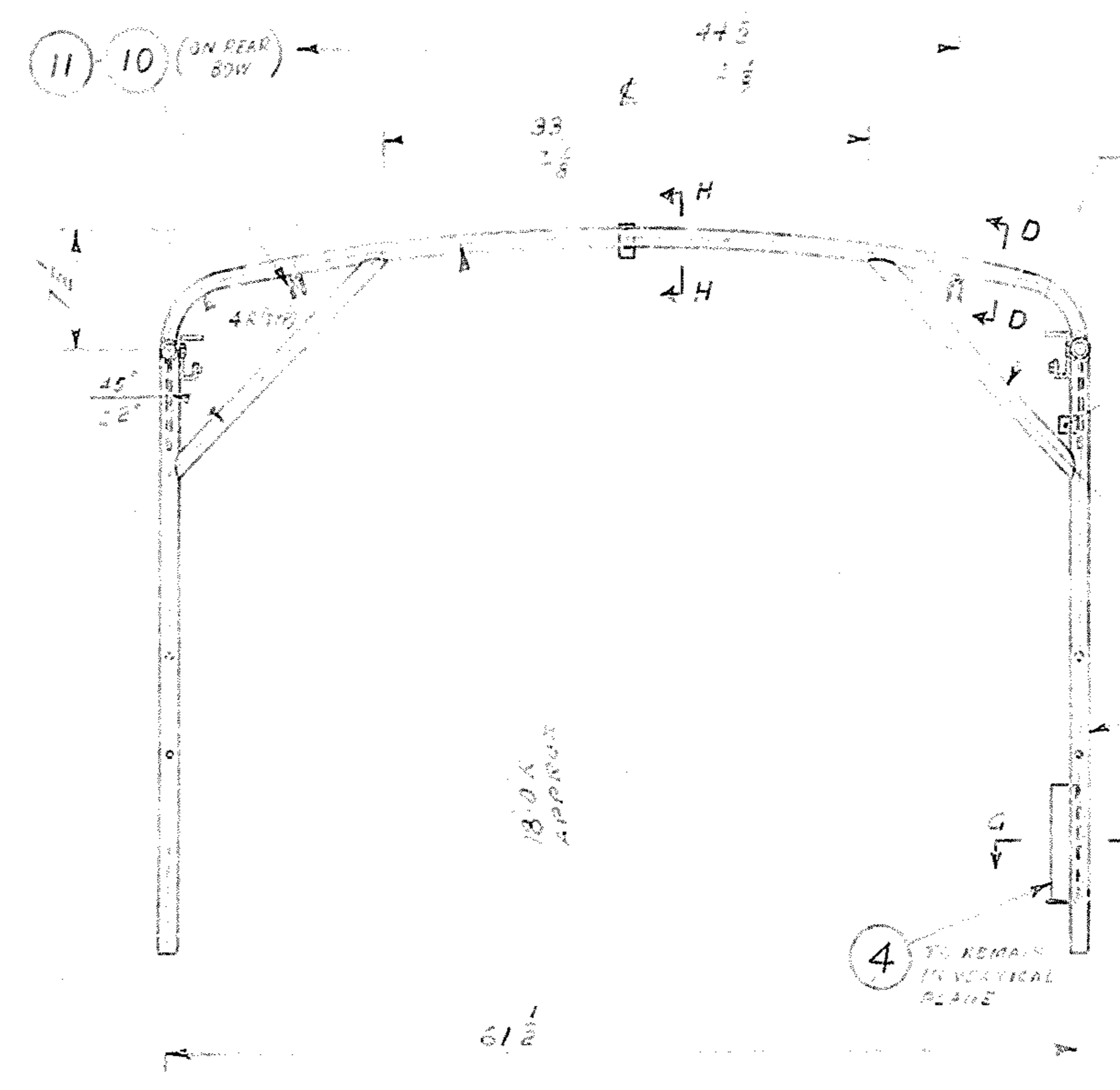
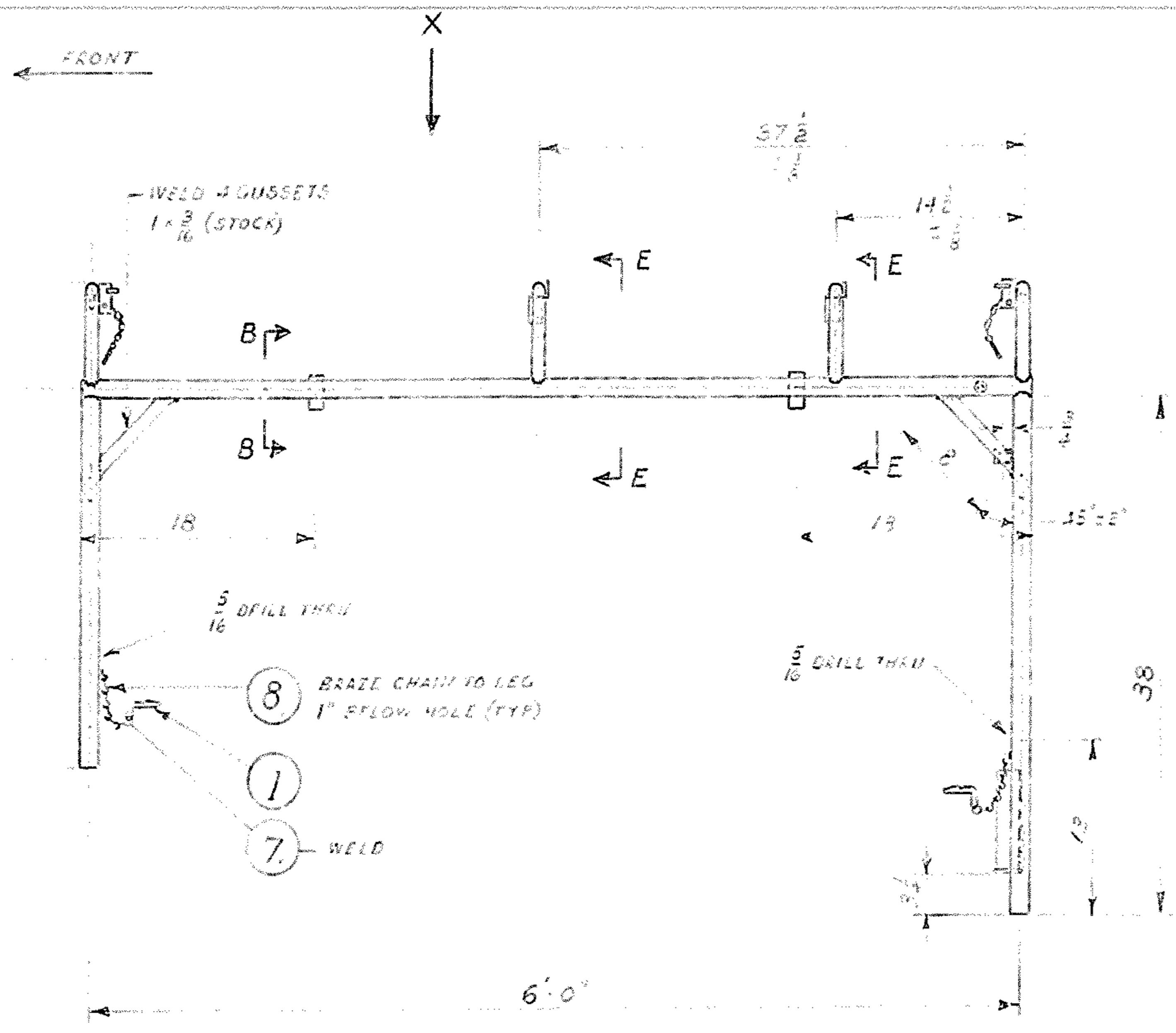
Handwritten note: Pressed Metal Ltd

ARMY DESIGN ESTABLISHMENT
DRAWING No. ADE(V) 46-55 B

ISSUE A	PRESSED METAL CORP. LTD. COSGROVE ROAD, ENFIELD . . . PHONE: YB 0281	DRAWN	CH'K'D	APPR'D
DATE		DATE	DATE	
	MAT'L & FINISH	SCALE	NEXT ASSY	SIZE
	DESCRIPTION	DRAWING No.		
APPR'D		SEE ABOVE		
DATE				

**FOR INFORMATION ONLY
NOT FOR MANUFACTURE**

THIRD ANGLE PROJECTION
DO NOT SCALE



2 HOLES 7/16\"/>

VIEW X

NOTE: ALL WELDS 1/8\"/>

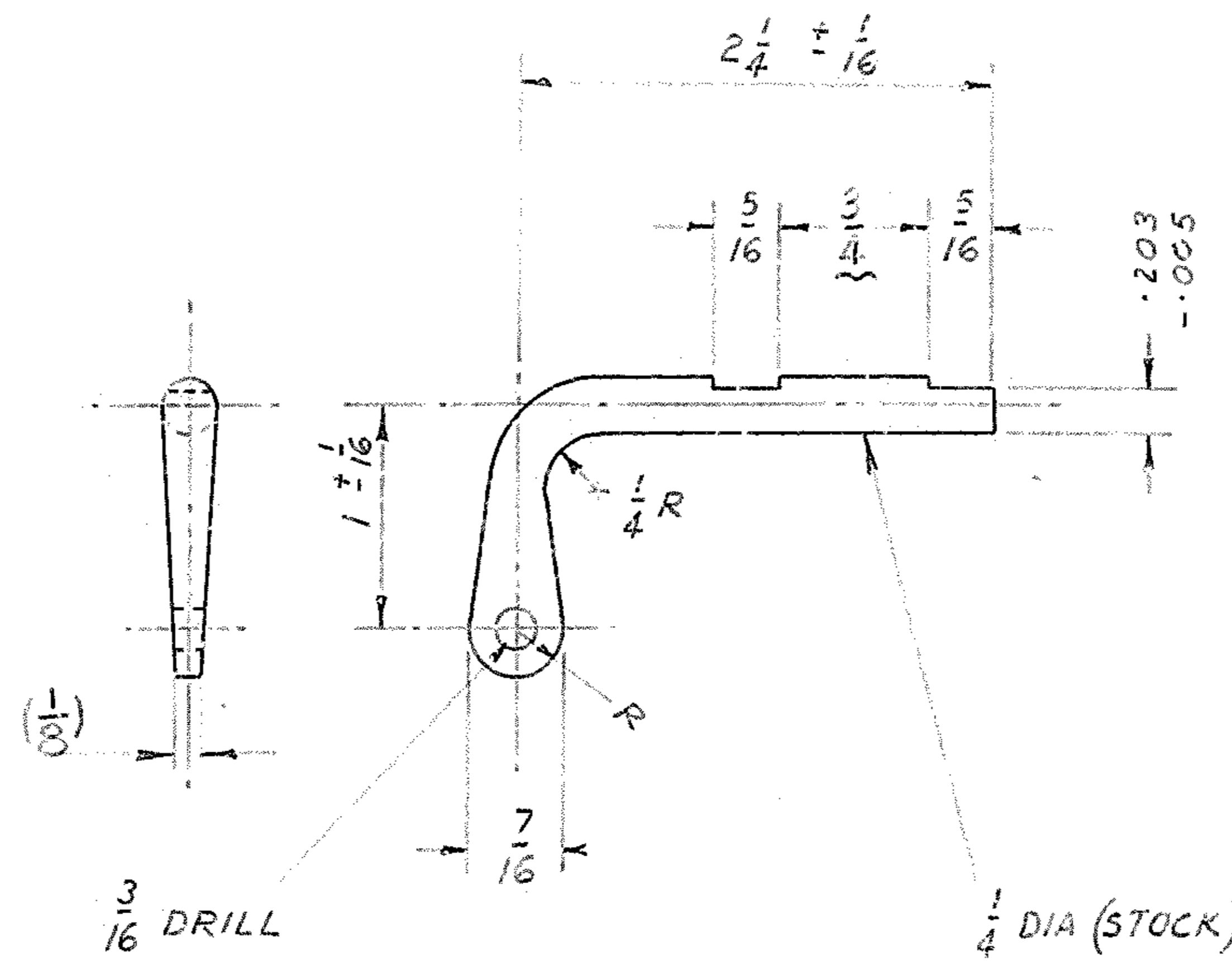
NOTE: PREPARE AND PAINT TO 413R44 3P ADE (M24-24, COLOUR M24 85 BRG, DEEP BRONZE GREEN

ITEM No.	DRAWING OR PART No.	DESCRIPTION	QTY
13		CLIP, BARREL 1 1/2\"/>	1
10		RIVET BLIND AL 04 3/32 DIA 3/8 LONG BS	14
11		SCREW SELF TAPPING TYPE 2 1/2\"/>	2
12		CLIP, BARREL 3/8\"/>	2
9		NUT, HEX 5/16\"/>	2
8		CHAIN CHANDELIER LINKS 3/8\"/>	4
7		RING 1/2\"/>	4
5		SOCKET ASSEMBLY	2
4		SOCKET ASSY EARTH PIPE	1
3		BRACKET	2
2		BRACKET	4
1		PIN, GROOVED HEADS	4

ISSUE No.	DATE	CA No.	AMENDT	APPROVAL	TITLE	DRAWING No.	SHEET No.
4	25 JUN 65	WJ2B/1/3		J.F.G.	SCALE 1/2	PROJ. ENG. EGR. T.M.	1
3	18 OCT 64	WJ2B/1/3		W.J.E.	DRAWN A WALLIS	SEALD	2
2	18 OCT 64	WJ2B/1/3		W.J.E.	CHECKED G. G. G. G.	DATE 17/10/64	3
1	18 OCT 64	WJ2B/1/3		W.J.E.			4

ARMY DESIGN ESTABLISHMENT, AUSTRALIAN MILITARY FORCES
TITLE: FRAME COVER RIVETED & WELDED ASSEMBLY
DRAWING No. ADE(V)46-56
SHEET D SIZE

DRAWING No. ADE(V) 46-57A	THIRD ANGLE PROJECTION DO NOT SCALE	ISSUE No.	DATE	C/A No.	APPROVAL
USED ON ADE(V) 46-56 D		1	15 JUN 62	144/62	



REMOVE SHARP EDGES


FOR INFORMATION ONLY
NOT FOR MANUFACTURE

ITEM No.	DRAWING OR PART No.	DESCRIPTION	No. OFF
DRAWING PRACTICE IS TO DEF. (AUST.)		TOLERANCES UNLESS OTHERWISE STATED:-	CATALOGUE No.
DIMENSIONS ARE IN INCHES		FRACTIONAL ± 1/64	
DECIMAL ± 0.005			
SCALE	1/4	PROJ. ENG. E. GUYTHORP	D.P. No.
DRAWN	R.W. SMITH	SEALED	CONTRACTOR'S NAME & DRAWING No. REF.
TRACED		DESIGN APPROVED JOHN FITZ-GERALD	
CHECKED	GREATOREX	DATE 17 JULY 62 for C.S.D.E.	
ARMY DESIGN ESTABLISHMENT, AUSTRALIAN MILITARY FORCES			
TITLE	PIN, GROOVED, HEADED		DRAWING No. ADE(V) 46-57
			SHEET A SIZE

DRAWING NO.
2017-46-71
USED ON
2017-46-71

THIRD ANGLE PROJECTION
DO NOT SCALE

FOR INFORMATION ONLY
NOT FOR MANUFACTURE

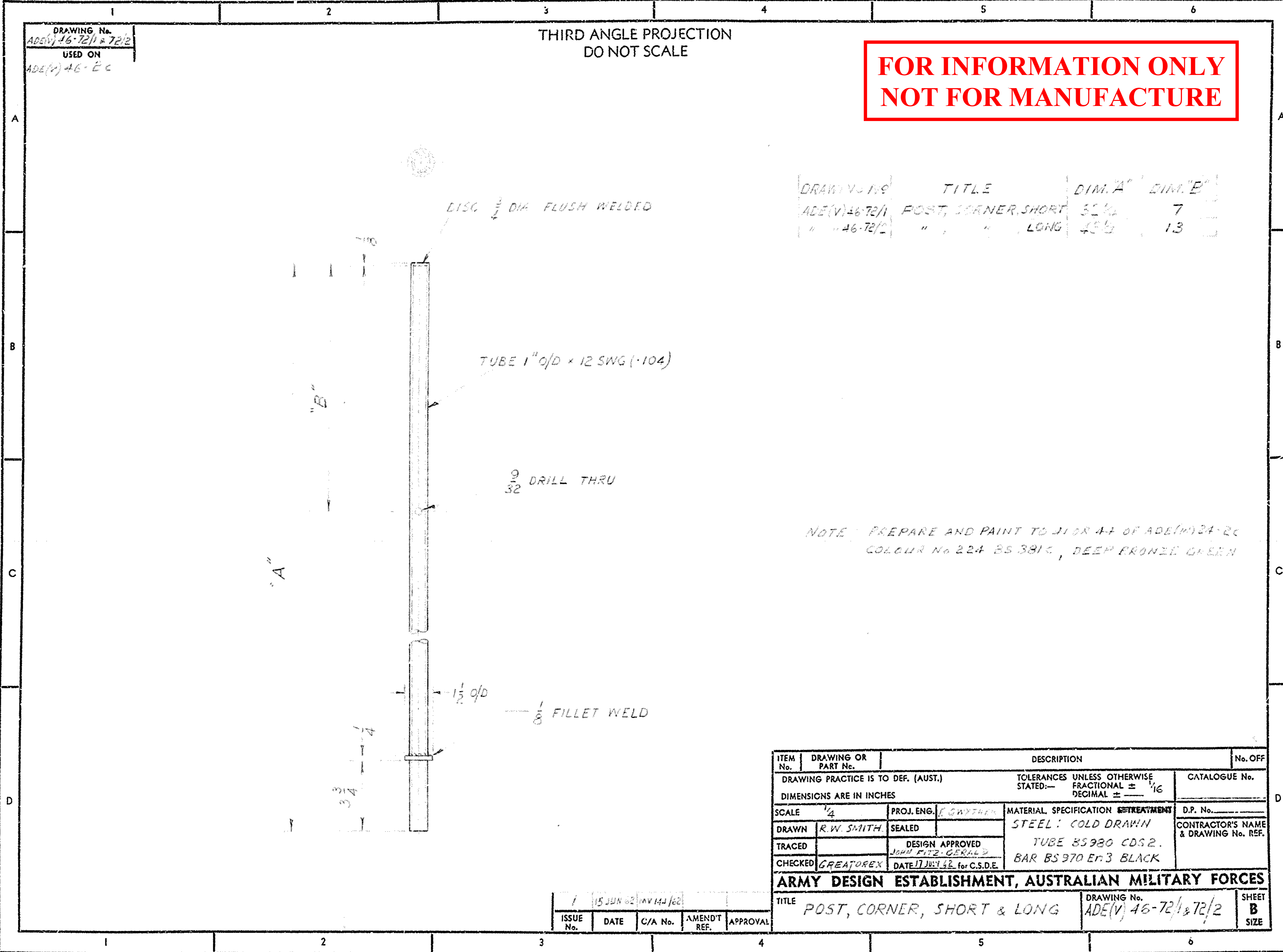


ITEM No.	DRAWING OR PART No.	DESCRIPTION	No. OFF
DRAWING PRACTICE IS TO DEF. TAUSTI		TOLERANCES UNLESS OTHERWISE STATED— FRACTIONAL $\frac{1}{16}$ DECIMAL $\pm .005$	CATALOGUE No.
DIMENSIONS ARE IN INCHES			
SCALE	PROJ. ENG.	MATERIAL SPECIFICATION & TREATMENT	D.P. No.
DRAWN	SEALED	COLD DRAWN STEEL TUBE	CONTRACTOR'S NAME & DRAWING No. REF.
TRACED	DESIGN APPROVED	BS 280 C552	
CHECKED	DATE	BY	
ARMY DESIGN ESTABLISHMENT, AUSTRALIAN MILITARY FORCES			
TITLE		DRAWING No.	SHEET
BOX, ADJUSTABLE		ADE(V) 46-71	C
ISSUE No.	DATE	AMEND. REF.	APPROVAL

DRAWING No.
ADE(V) 46-72/1 & 72/2
USED ON
ADE(V) 46-EC

THIRD ANGLE PROJECTION
DO NOT SCALE

**FOR INFORMATION ONLY
NOT FOR MANUFACTURE**



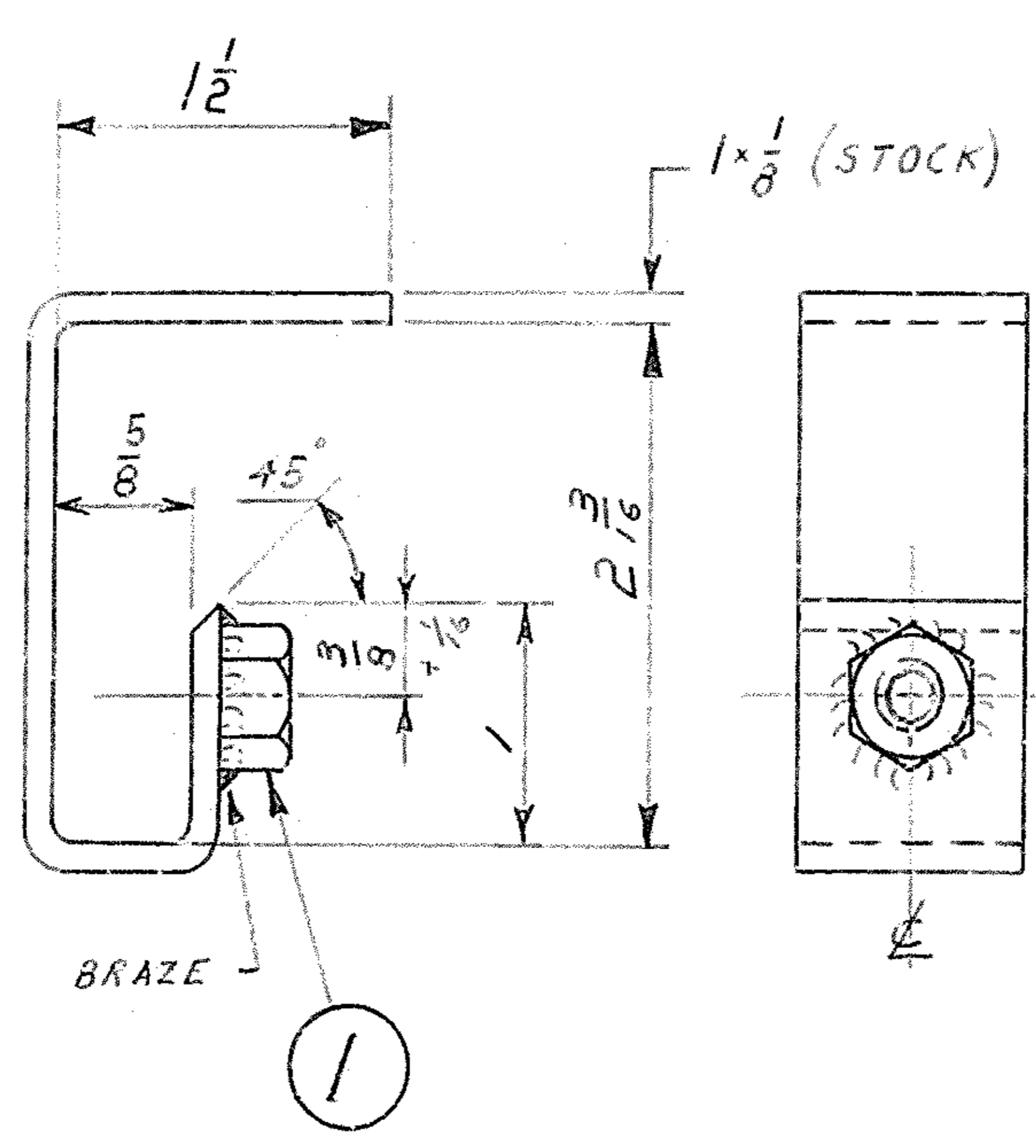
DRAWING No.	TITLE	DIM. "A"	DIM. "B"
ADE(V) 46-72/1	POST, CORNER, SHORT	52 1/2	7
" 46-72/2	" " " LONG	48 1/2	13

NOTE: PREPARE AND PAINT TO DISC 44 OF ADE(V) 34-20
COLOUR No. 224 BS 3916, DEEP BRONZE GREEN

ITEM No.	DRAWING OR PART No.	DESCRIPTION	No. OFF
DRAWING PRACTICE IS TO DEF. (AUST.)		TOLERANCES UNLESS OTHERWISE STATED:—	CATALOGUE No.
DIMENSIONS ARE IN INCHES		FRACTIONAL ± 1/16	
		DECIMAL ± 0.005	
SCALE	1/4	PROJ. ENG. E. GAYTHORN	MATERIAL SPECIFICATION & TREATMENT
DRAWN	R.W. SMITH	SEALED	STEEL: COLD DRAWN
TRACED		DESIGN APPROVED	TUBE BS 980 CDS 2.
CHECKED	GREATOREX	DATE 17 JUL 52 for C.S.D.E.	BAR BS 970 ER 3 BLACK
ARMY DESIGN ESTABLISHMENT, AUSTRALIAN MILITARY FORCES			
TITLE		DRAWING No.	SHEET
POST, CORNER, SHORT & LONG		ADE(V) 46-72/1 & 72/2	B
SIZE			

ISSUE No.	DATE	C/A No.	AMENDT REF.	APPROVAL
1	15 JUN 52	AV 141/62		

DRAWING No. ADE(V)46-82A	THIRD ANGLE PROJECTION DO NOT SCALE	ISSUE No.	DATE	C/A No.	APPROVAL
USED ON ADE(V)46-56D		1	15 JUN 62	NY 144/13	

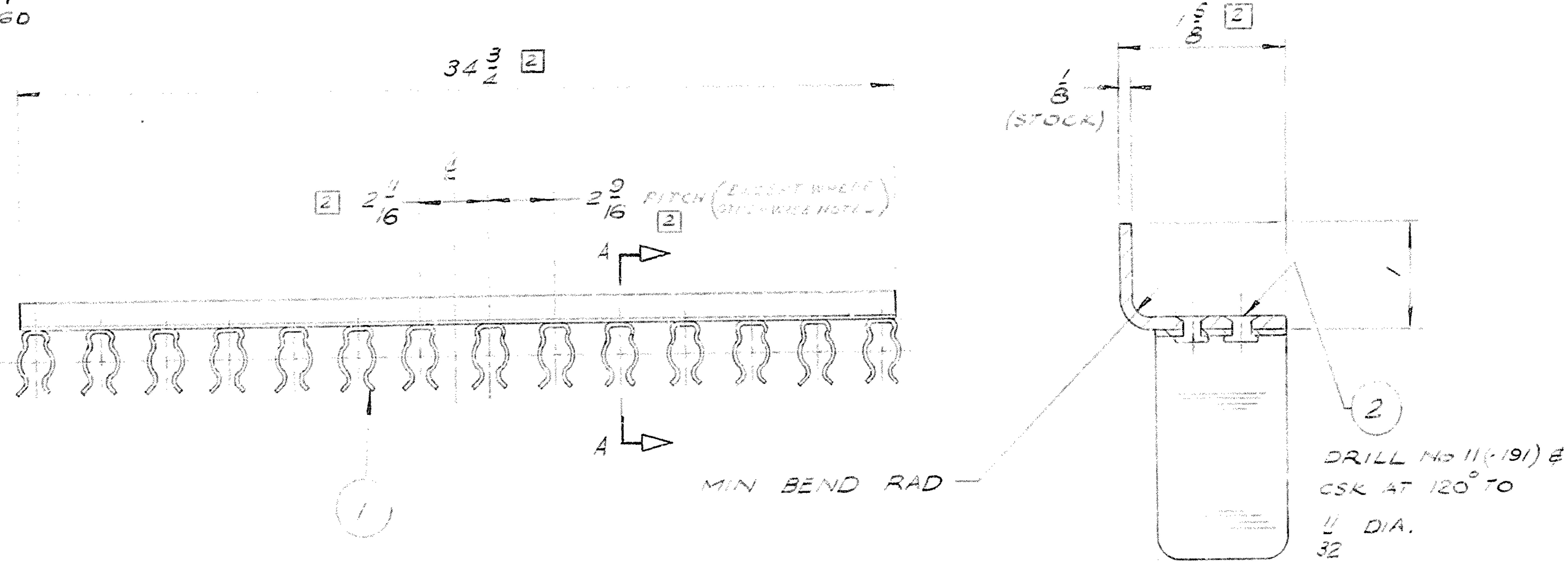


**FOR INFORMATION ONLY
NOT FOR MANUFACTURE**

1		NUT, HEX 5/16-24 UNF-2B ST.	1
ITEM No.	DRAWING OR PART No.	DESCRIPTION	No. OFF
DRAWING PRACTICE IS TO DEF. (AUST.)		TOLERANCES UNLESS OTHERWISE STATED:—	CATALOGUE No.
DIMENSIONS ARE IN INCHES		FRACTIONAL ± 1/16	
		DECIMAL ±	
SCALE 1/1	PROJ. ENG. E. C. WYLLIE	MATERIAL, SPECIFICATION & TREATMENT	D.P. No.
DRAWN A. TYALLIS	SEALED	M/S	CONTRACTOR'S NAME & DRAWING No. REF.
TRACED	DESIGN APPROVED	BS 970 EN 3	
CHECKED GREATORREX	JOHN FITZGERALD		
	DATE 20 JULY 62 for C.S.D.E.		
ARMY DESIGN ESTABLISHMENT, AUSTRALIAN MILITARY FORCES			
TITLE	DRAWING No.	SHEET	
BRACKET	ADE(V)46-82	A	SIZE

DRAWING No.
ADE(V) 46-83
USED ON
ADE(V) 46-860

THIRD ANGLE PROJECTION
DO NOT SCALE



SECTION A-A (TYP)
SCALE 1/4

**FOR INFORMATION ONLY
NOT FOR MANUFACTURE**

* OR APPROVED EQUIVALENT

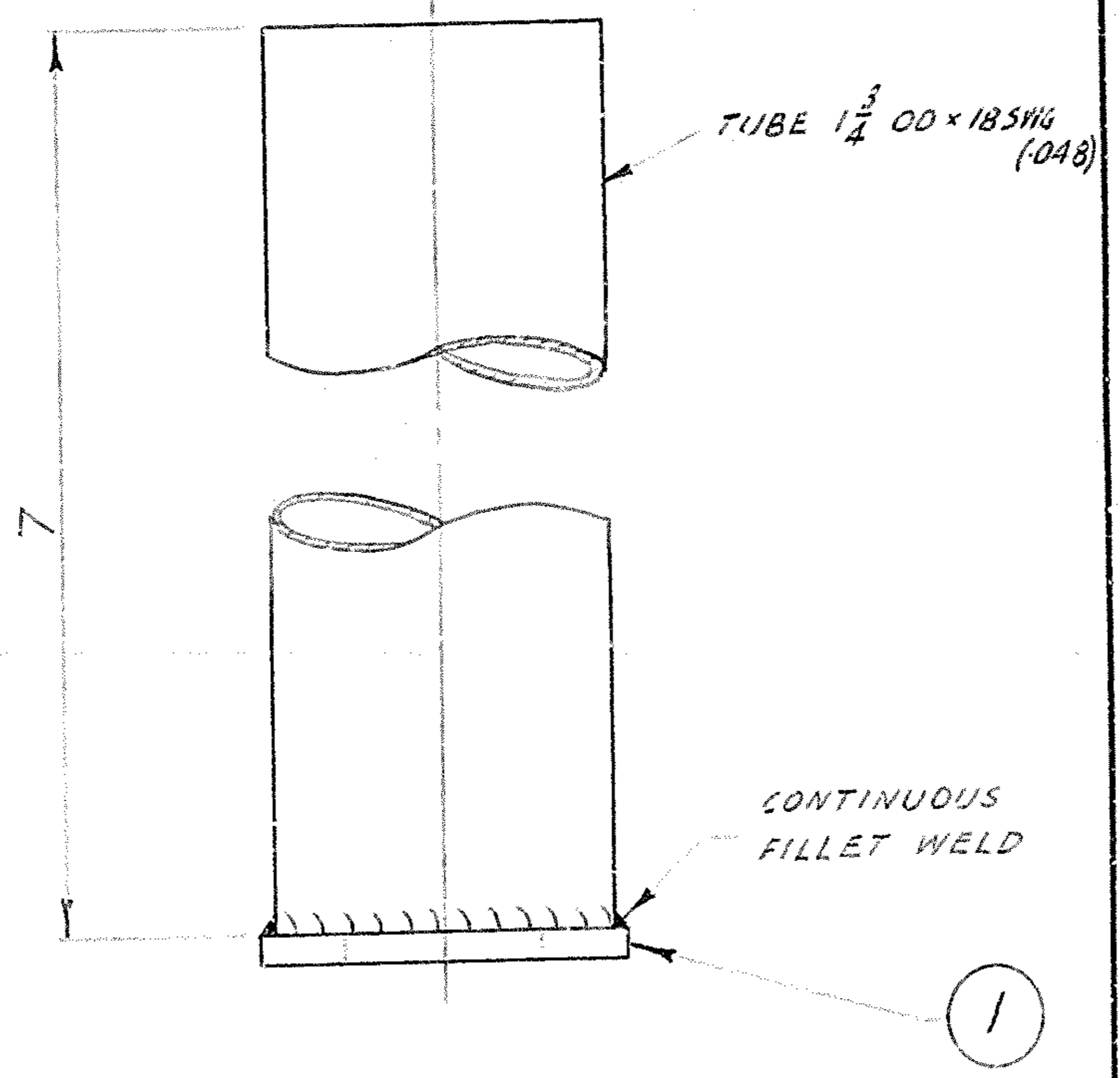
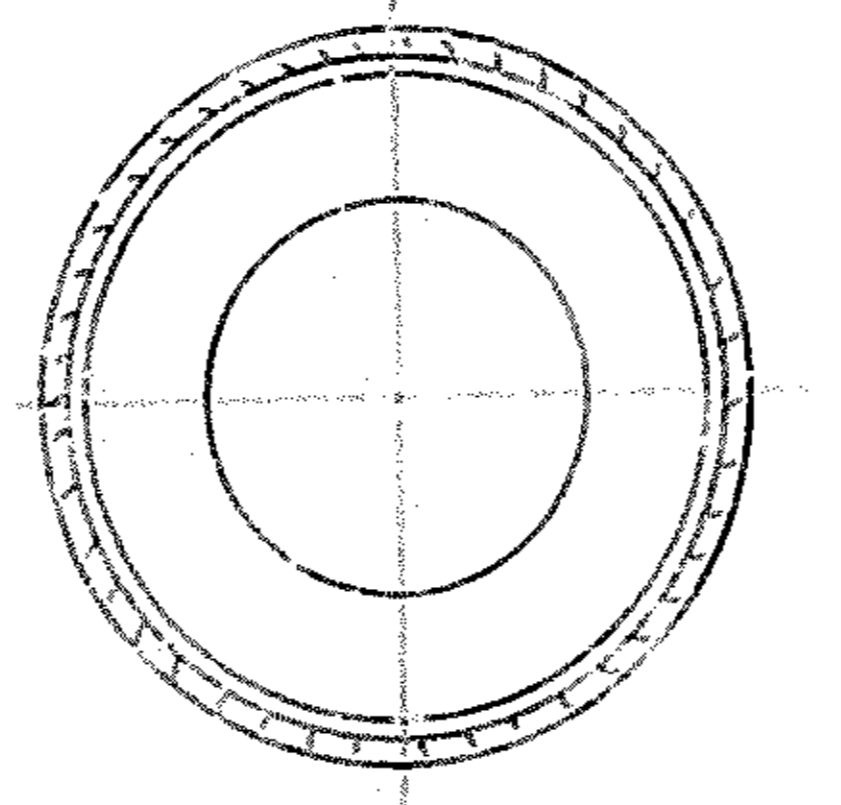
2		RIVET BLIND AL. KH $\frac{3}{16}$ DIA $\frac{5}{16}$ LG BS	28
1		CLIP BARREL $\frac{1}{2}$ HENDERSON TYPE CLB	14
ITEM No.	DRAWING OR PART No.	DESCRIPTION	No. OFF
DRAWING PRACTICE IS TO DEF. (AUST.)		TOLERANCES UNLESS OTHERWISE STATED:—	CATALOGUE No.
DIMENSIONS ARE IN INCHES		FRACTIONAL $\pm \frac{1}{16}$	DECIMAL $\pm \frac{1}{10}$
SCALE	PROJ. ENG. E. GINNYHER	MATERIAL, SPECIFICATION & TREATMENT	D.P. No.
DRAWN D. GRAY-FORD	SEALED	ALUMINIUM	CONTRACTOR'S NAME & DRAWING No. REF.
TRACED	DESIGN APPROVED	BS 1470 NS 5 - 1 H	
CHECKED	DATE	DATE	
ARMY DESIGN ESTABLISHMENT, AUSTRALIAN MILITARY FORCES			
TITLE BRACKET			DRAWING No. ADE(V) 46-83
			SHEET B SIZE

2	1 OCT 52	NW 124/62		IV J. E.
1	5 JUN 62	NW 124/62		
ISSUE No.	DATE	C/A No.	AMENDT REF.	APPROVAL

DRAWING No. **ADE(V)46-84A**
 USED ON
ADE(V)46-560

THIRD ANGLE PROJECTION
 DO NOT SCALE

ISSUE No.	DATE	C/A No.	APPROVAL
1	15 OCT 62	141173/62	W. J. E.



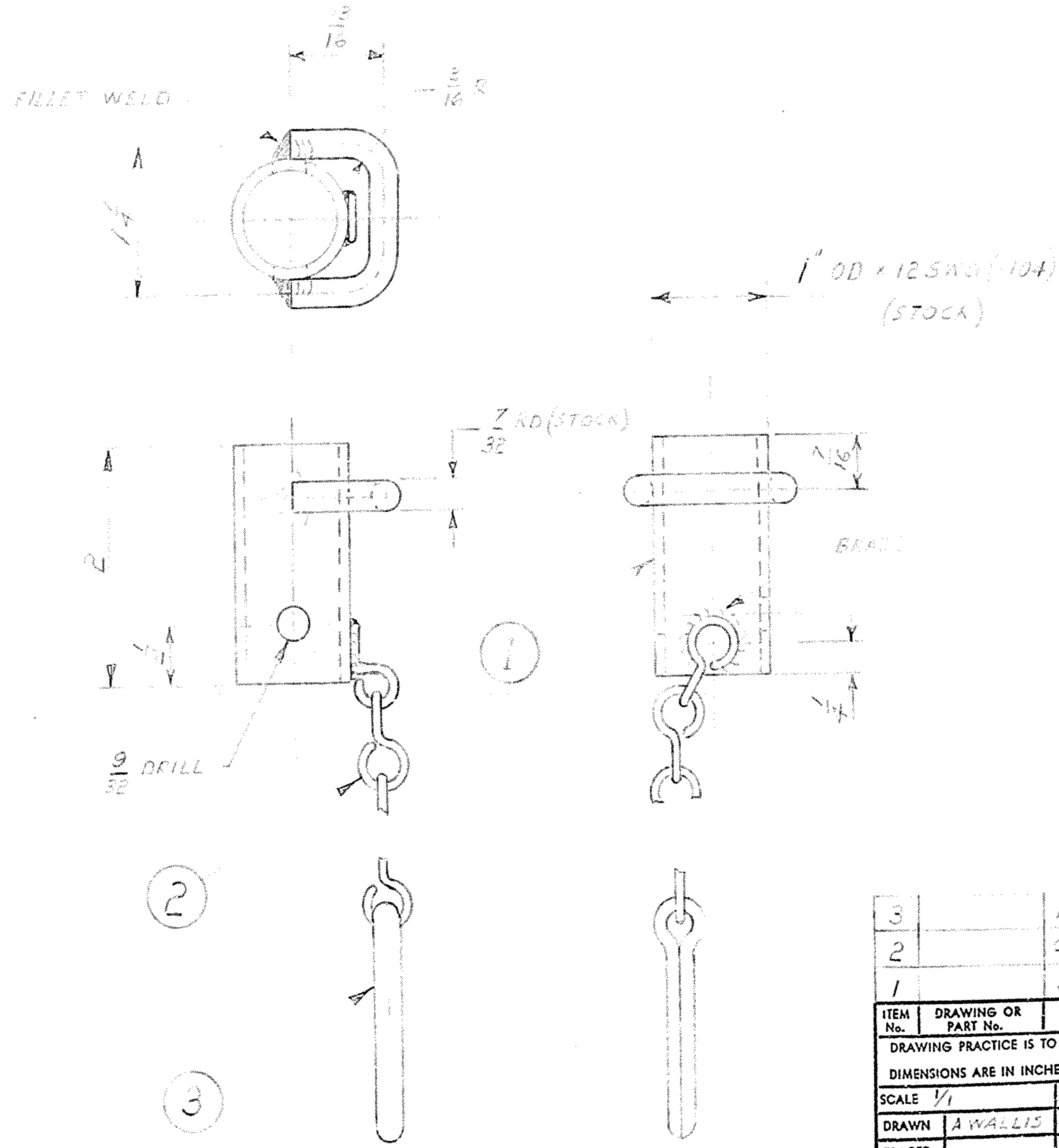
**FOR INFORMATION ONLY
 NOT FOR MANUFACTURE**

1		WASHER, PLAIN, 1 ID M.S	1
ITEM No.	DRAWING OR PART No.	DESCRIPTION	No. OFF
DRAWING PRACTICE IS TO DEF. (AUST.)		TOLERANCES UNLESS OTHERWISE STATED: FRACTIONAL ± 1/16	CATALOGUE No.
DIMENSIONS ARE IN INCHES		DECIMAL ± 0.005	
SCALE	PROJ. ENG. K CRAWFORD	MATERIAL, SPECIFICATION & TREATMENT	D.P. No.
DRAWN W WALSH	SEALED	TUBE: STEEL, B5980 C052.	CONTRACTOR'S NAME & DRAWING No. REF.
TRACED	DESIGN APPROVED W. J. ELLIS		
CHECKED G. BEATREX	DATE 2 NOV 62 for C.S.D.E.		
ARMY DESIGN ESTABLISHMENT, AUSTRALIAN MILITARY FORCES			
TITLE	DRAWING No.	SHEET	
SOCKET ASSY EARTH PIPE.	ADE(V)46-84	A	SIZE

DRAWING No.
ADE(V)46-85 R
USED ON
ADE(V)46-86 D

THIRD ANGLE PROJECTION
DO NOT SCALE

**FOR INFORMATION ONLY
NOT FOR MANUFACTURE**



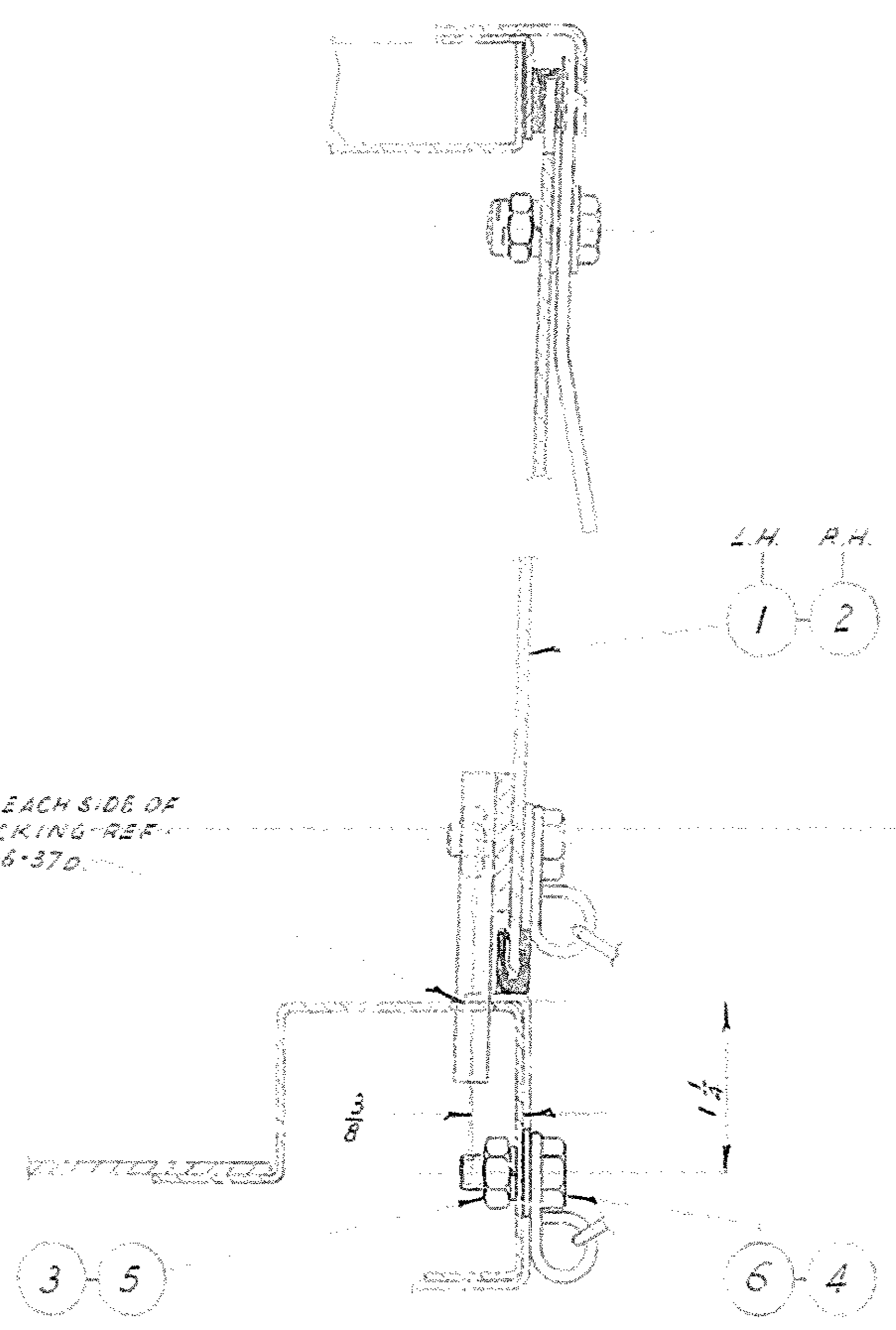
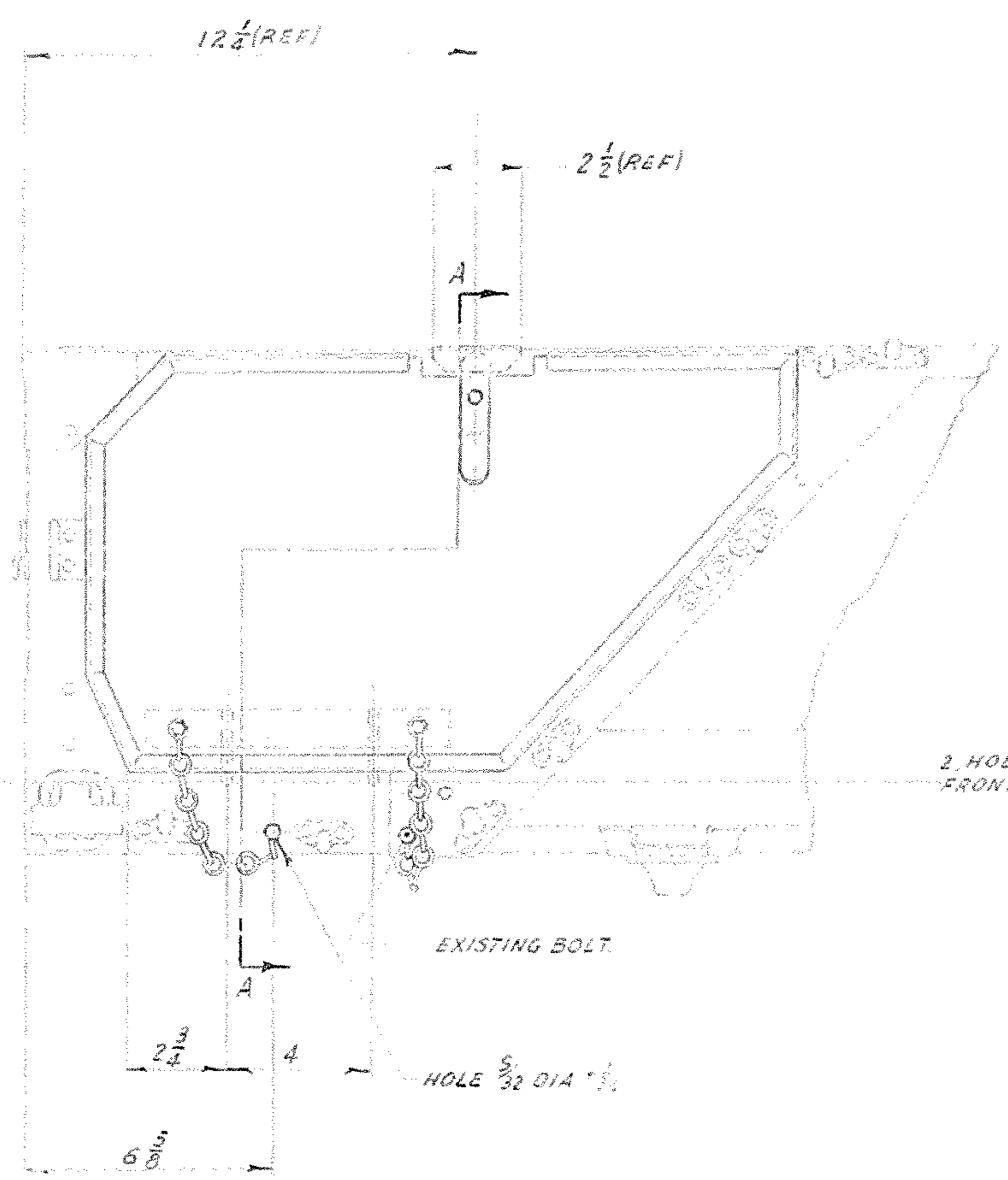
3		PIN, SPLIT, 1/4 DIA X 2 LG STEEL	1
2		CHAIN, SINGLE JACK, BRASS 1/8 SWG X 5 LG	1
1		SOCKET	1
ITEM No.	DRAWING OR PART No.	DESCRIPTION	No. OFF
DRAWING PRACTICE IS TO DEF. (AUST.)		TOLERANCES UNLESS OTHERWISE STATED—	CATALOGUE No.
DIMENSIONS ARE IN INCHES		FRACTIONAL ± 1/32	D.P. No.
SCALE 1/1	PROJ. ENG. D. GARDNER	MATERIAL SPECIFICATION & TREATMENT	CONTRACTOR'S NAME & DRAWING No. REF.
DRAWN A WALLIS	SEALED	MS	
TRACED	DESIGN APPROVED	TUBE BS 980 CD32	
CHECKED GREATORIX	DATE 12/12/84 for C.S.D.E.	RA BS 970 ZH3	
ARMY DESIGN ESTABLISHMENT, AUSTRALIAN MILITARY FORCES			
TITLE SOCKET ASSEMBLY		DRAWING No. ADE(V)46-85	SHEET B SIZE

ISSUE No.	DATE	C/A No.	AMENDY REF.	APPROVAL

DRAWING FOR
ADE(V)46-87/A 2
USED ON
SEE BLOCK

THIRD ANGLE PROJECTION
DO NOT SCALE

**FOR INFORMATION ONLY
NOT FOR MANUFACTURE**



DRAWING NO	TITLE	USED ON	CATALOGUE NO
ADE(V)46-87/A AS DRAWN	INSTALLATION DOOR ASSEMBLY, L.H.	ADE(V)46-17% A	
ADE(V)46-87/A AS DRAWN	INSTALLATION DOOR ASSEMBLY, R.H.	ADE(V)46-17% B	

ITEM	DRAWING OR PART No.	SHEET SIZE	DESCRIPTION	No. OFF
6			BOLT, HEX HD, 1/4-28UNF-2A x 3/4 LG, STEEL, CAD PLATE	1
5			WASHER, SPRING, 50 SECTION, 1/4 ID, CAD PLATE	1
4			WASHER, 3/32 ID x 3/8 OD x 1/8 SWG, STEEL, CAD PLATE	1
3			NUT, HEX, 1/4-28UNF-2A, STEEL, CAD PLATE	1
2	ADE(V)46-87/2	C	DOOR ASSEMBLY, R.H.	1
1	ADE(V)46-87/1	C	DOOR ASSEMBLY, L.H.	1

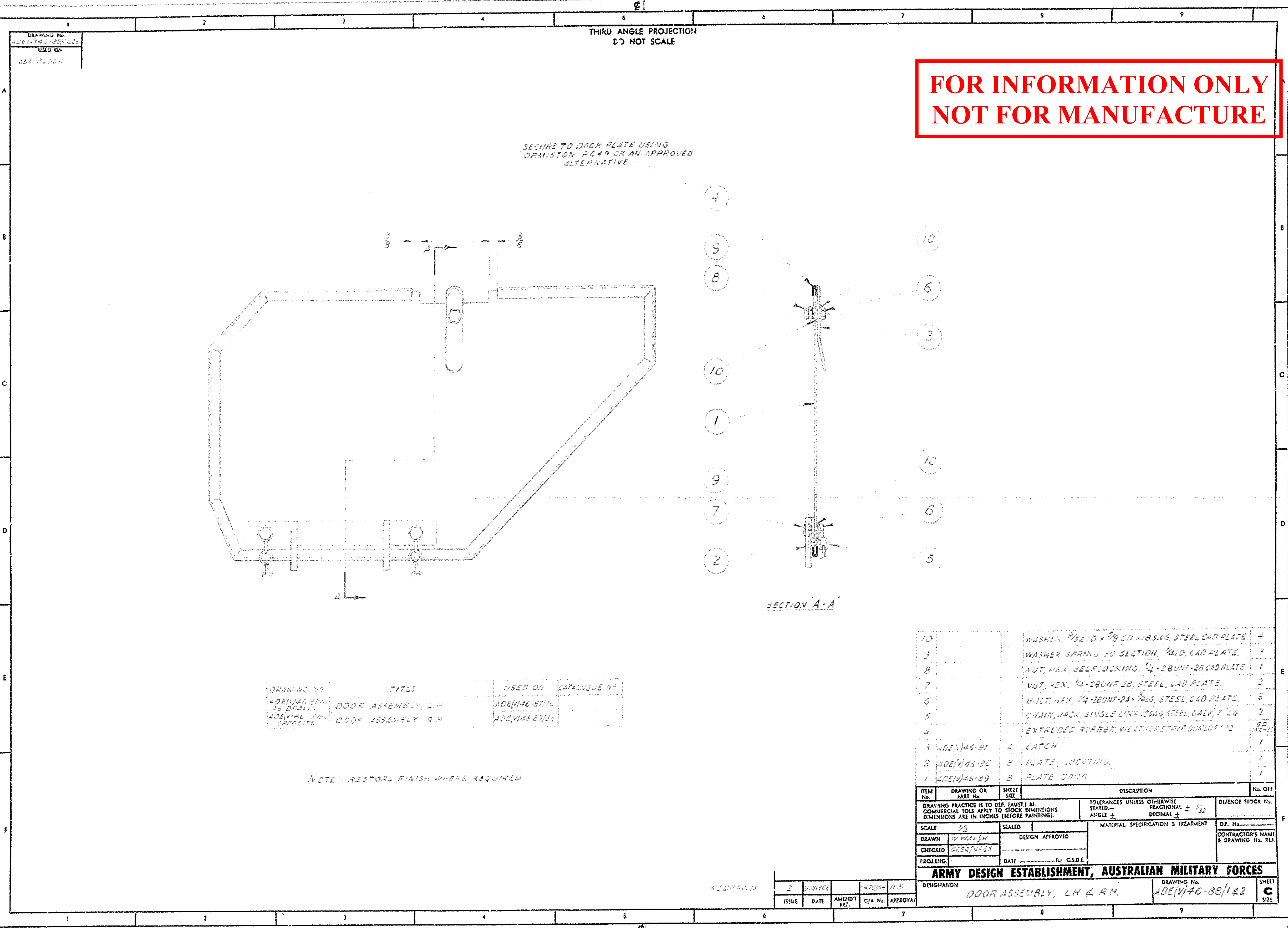
CONTRACTOR'S MATERIAL & FINISH CODE (IF REQUIRED)

DRAWING PRACTICE IS TO BE (AUST) AS COMMERCIAL TOOLS (TRY TO STOCK DIMENSIONS DIMENSIONS ARE IN INCHES (BEFORE PAINTING))		TOLERANCES UNLESS OTHERWISE STATED— FRACTIONAL ± 1/32 DECIMAL ± .005 ANGULAR ±	DEFENCE STOCK No.
SCALE 1/4" OR FULL	SEALED	MATERIAL SPECIFICATION & TREATMENT	D.P. No.
DRAWN BY W.A.J.M.	DESIGN APPROVED	CONTRACTOR'S NAME & DRAWING No. REF.	
CHECKED F.E.L.L.O.R.E.K.	DATE	for CS.D.E.	

ARMY DESIGN ESTABLISHMENT, AUSTRALIAN MILITARY FORCES

REDRAWN	ISSUE	DATE	AMENDMENT	BY	FOR	APPROVAL

DESIGNATION	DRAWING No.	SHEET
INSTALLATION DOOR ASSEMBLY, L.H. & R.H.	ADE(V)46-87/A 2	C



**FOR INFORMATION ONLY
NOT FOR MANUFACTURE**

SECURE TO DOOR PLATE USING
ORMISTON 9249 OR AN APPROVED
ALTERNATIVE

SECTION A-A

DRAWING OR PART No.	TITLE	USED ON	CATALOGUE No.
ADE(V)46-89	DOOR ASSEMBLY, L.H.	ADE(V)46-87/1c	
ADE(V)46-89	DOOR ASSEMBLY, R.H.	ADE(V)46-87/2c	

NOTE: RESTORE FINISH WHERE REQUIRED.

ITEM No.	DESCRIPTION	QTY
10	WASHER, 3/8" ID x 3/8" OD RIBBED STEEL CAD PLATE	4
9	WASHER, SPRING END SECTION 1/4" ID, CAD PLATE	3
8	NUT, HEX, SELFLOCKING, 1/4"-28 UNF-28 CAD PLATE	1
7	NUT, HEX, 1/4"-28 UNF-28, STEEL, CAD PLATE	2
6	BOLT, HEX, 1/4"-28 UNF-24 x 1/2", STEEL, CAD PLATE	3
5	CHAIN, JACK, SINGLE LINK, 125 SWG, STEEL, GALV, 7" LG	2
4	EXTRUDED RUBBER, WEATHERSTRIP, DUNLOP 112	20 (L.H.)
3	ADE(V)45-81 4 CATCH	1
2	ADE(V)45-20 8 PLATE, LOCATING	1
1	ADE(V)46-89 8 PLATE, DOOR	1

CONTRACTOR'S MATERIALS & FINISH CODE (IF REQUIRED)

REVISION

ISSUE	DATE	AMENDMENT REF.	CJA No.	APPROVAL
1				

SCALE: 1/8" = 1"	DESIGN APPROVED	TOLERANCES UNLESS OTHERWISE STATED: FRACTIONAL ± 1/32 DIGITAL ± .005	DEFENCE STOCK No.
CHECKED: GSE/MS/KEY	DATE: 1988/05/15	MATERIAL SPECIFICATION & TREATMENT	CONTRACTOR'S NAME & DRAWING No. REF

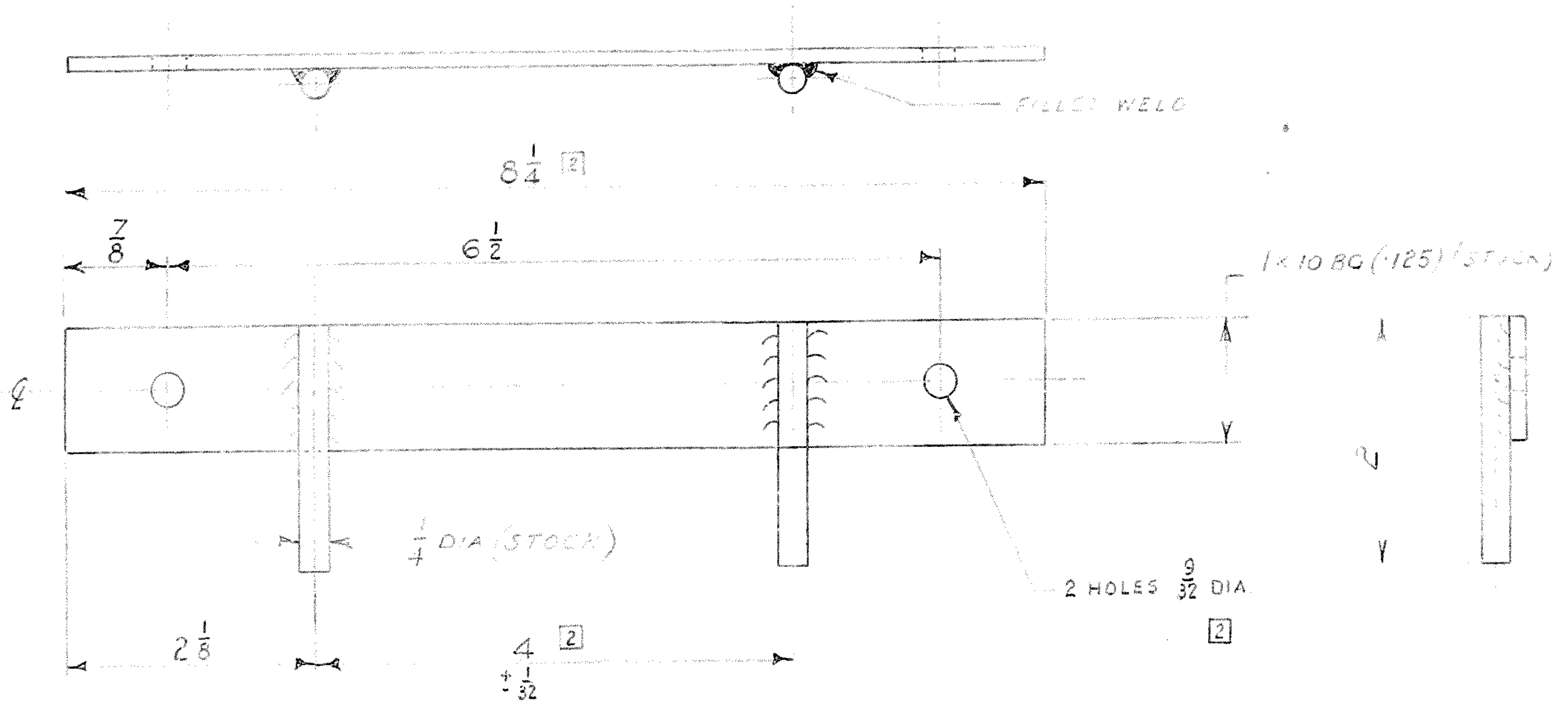
ARMY DESIGN ESTABLISHMENT, AUSTRALIAN MILITARY FORCES

DESIGNATION: DOOR ASSEMBLY, L.H. & R.H. DRAWING No. ADE(V)46-88/142 SHEET 1 OF 1

DRAWING No.
ADE(V)46-90B
USED ON
ADE(V)46-98/10
ADE(V)46-98/20

THIRD ANGLE PROJECTION
DO NOT SCALE

**FOR INFORMATION ONLY
NOT FOR MANUFACTURE**



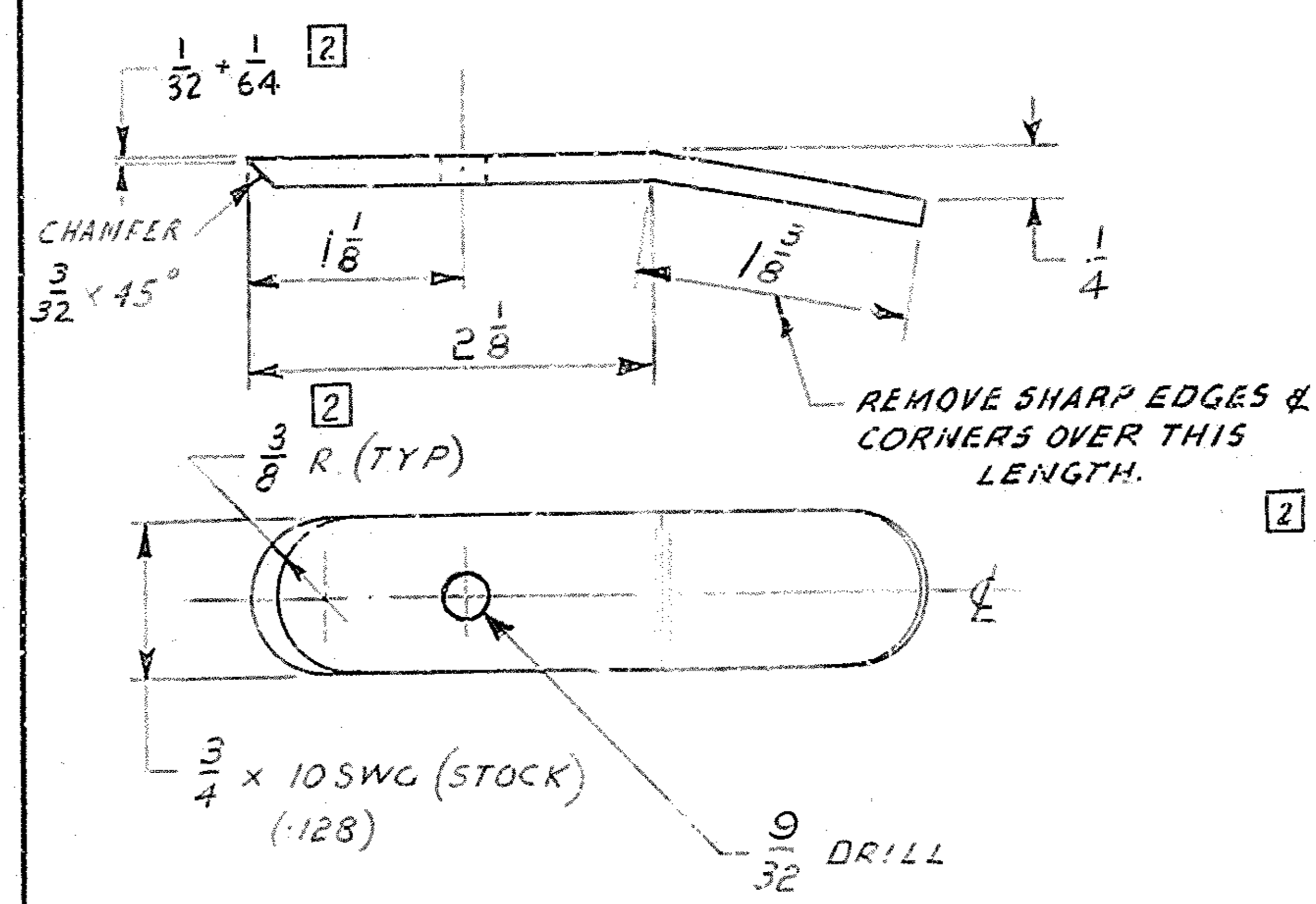
[2] REMOVE SHARP EDGES & CORNERS.

[2] * HOT DIP GALVANIZE

PREPARATION & PAINTING SCHEDULE
PREPARE & PAINT TO DRAWING ADE(A) 24-2
COLOUR No 229, BS 381(c) (RED BROWN) (MILITARY)
PROCESSES
A4025 6 - [C22] [D31] [E41]

ITEM No.	DRAWING OR PART No.	DESCRIPTION	No. OFF
DRAWING PRACTICE IS TO DEF. (AUST.)		TOLERANCES UNLESS OTHERWISE STATED—	CATALOGUE No.
DIMENSIONS ARE IN INCHES		FRACTIONAL ± 1/16	
SCALE 1/1		DECIMAL ± 0.005	D.P. No.
DRAWN	A WALLIS	MATERIAL, SPECIFICATION & TREATMENT	CONTRACTOR'S NAME & DRAWING No. REF.
TRACED	SEALED	MS * SEE NOTE *	
CHECKED	DESIGN APPROVED	E-851445 END	
	DATE 10/11/64	RD-BS-970 END	
ARMY DESIGN ESTABLISHMENT, AUSTRALIAN MILITARY FORCES			
ISSUE No.	DATE	C/A No.	AMENDT REF.
1	21 JULY 66	V478/64	ILB
2	21 JULY 66	V478/64	WJE
TITLE		DRAWING No.	SHEET
PLATE, LOCATING		ADE(V)46-90	B
			SIZE

DRAWING No. ADE(V)46-91A	THIRD ANGLE PROJECTION DO NOT SCALE	ISSUE No.	DATE	C/A No.	APPROVAL
USED ON ADE(V)46-88/10		1	6 NOV 63	WJ ELLIS	
" " -88/26		2	2 JULY 66	WJ ELLIS	

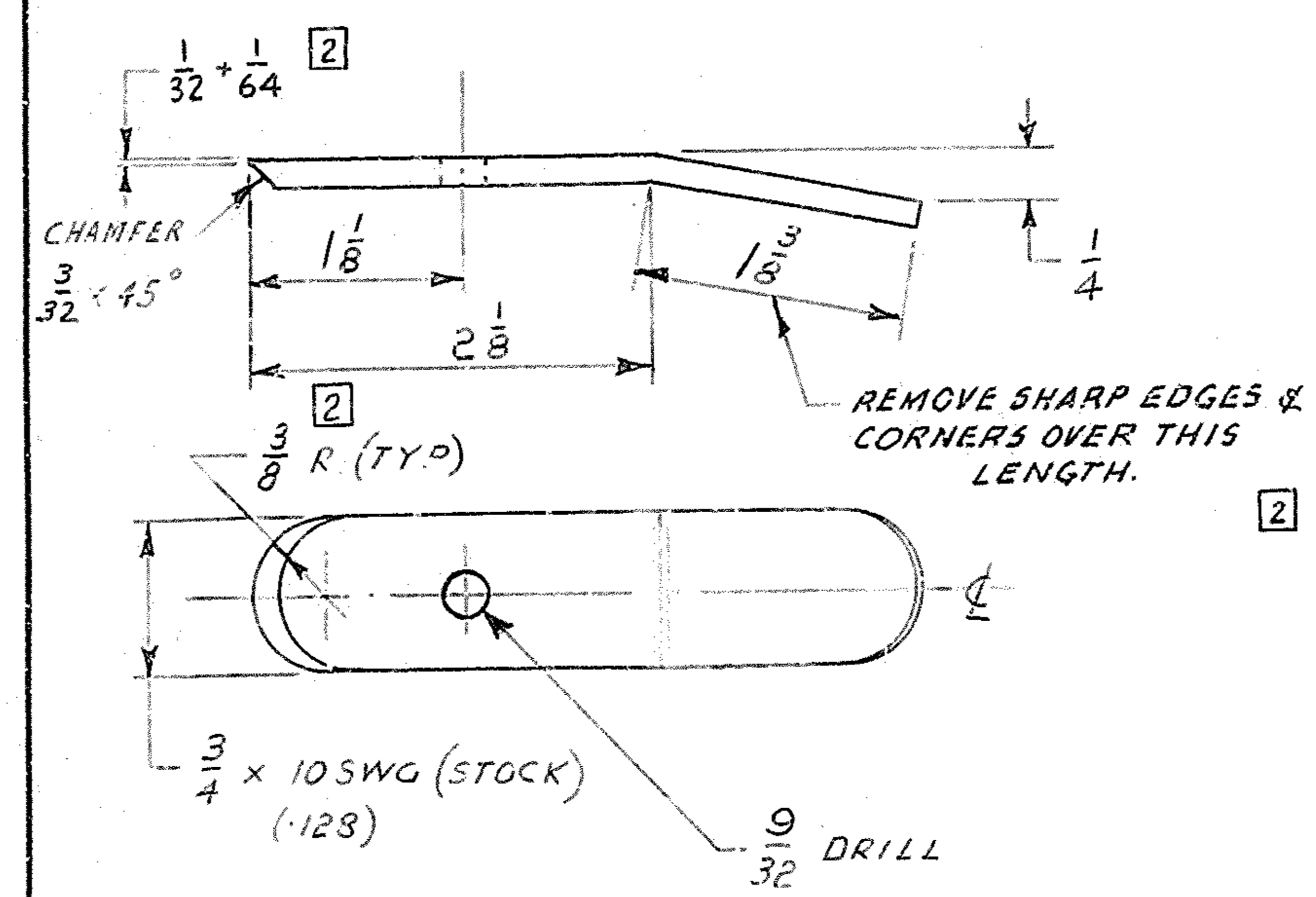


**FOR INFORMATION ONLY
NOT FOR MANUFACTURE**

PREPARATION & PAINTING SCHEDULE
 PREPARE & PAINT TO DRAWING ADE(H) 24-2c
 COLOUR No. 224, BS 281(a), DEEP BRONZE
 PROCESSES GREEN

ITEM No.	DRAWING OR PART No.	DESCRIPTION		No. OFF
DRAWING PRACTICE IS TO DEF. (AUST.)		TOLERANCES UNLESS OTHERWISE STATED:—		CATALOGUE No.
DIMENSIONS ARE IN INCHES		FRACTIONAL $\pm \frac{1}{32}$		
SCALE $\frac{1}{1}$		PROJ. ENG.	MATERIAL SPECIFICATION & TREATMENT	D.P. No.
DRAWN	A WALLIS	SEALED	ALUMINIUM ALLOY	CONTRACTOR'S NAME & DRAWING No. REF.
TRACED		DESIGN APPROVED	A5-H48-75-H3A(N575)	
CHECKED	GREATOREX	DATE	WJ ELLIS for C.S.D.E.	
ARMY DESIGN ESTABLISHMENT, AUSTRALIAN MILITARY FORCES				
TITLE CATCH		DRAWING No. ADE(V)46-91		SHEET A SIZE

DRAWING No. ADE(V)46-91A	THIRD ANGLE PROJECTION DO NOT SCALE	ISSUE No.	DATE	C/A No.	APPROVAL
USED ON ADE(V)46-88/1e " " " -83/2e		1	6 NOV 63	MY319/63	W.J.E.
		2	21 JULY 66	1478/66	L.L.B.



FOR INFORMATION ONLY
NOT FOR MANUFACTURE

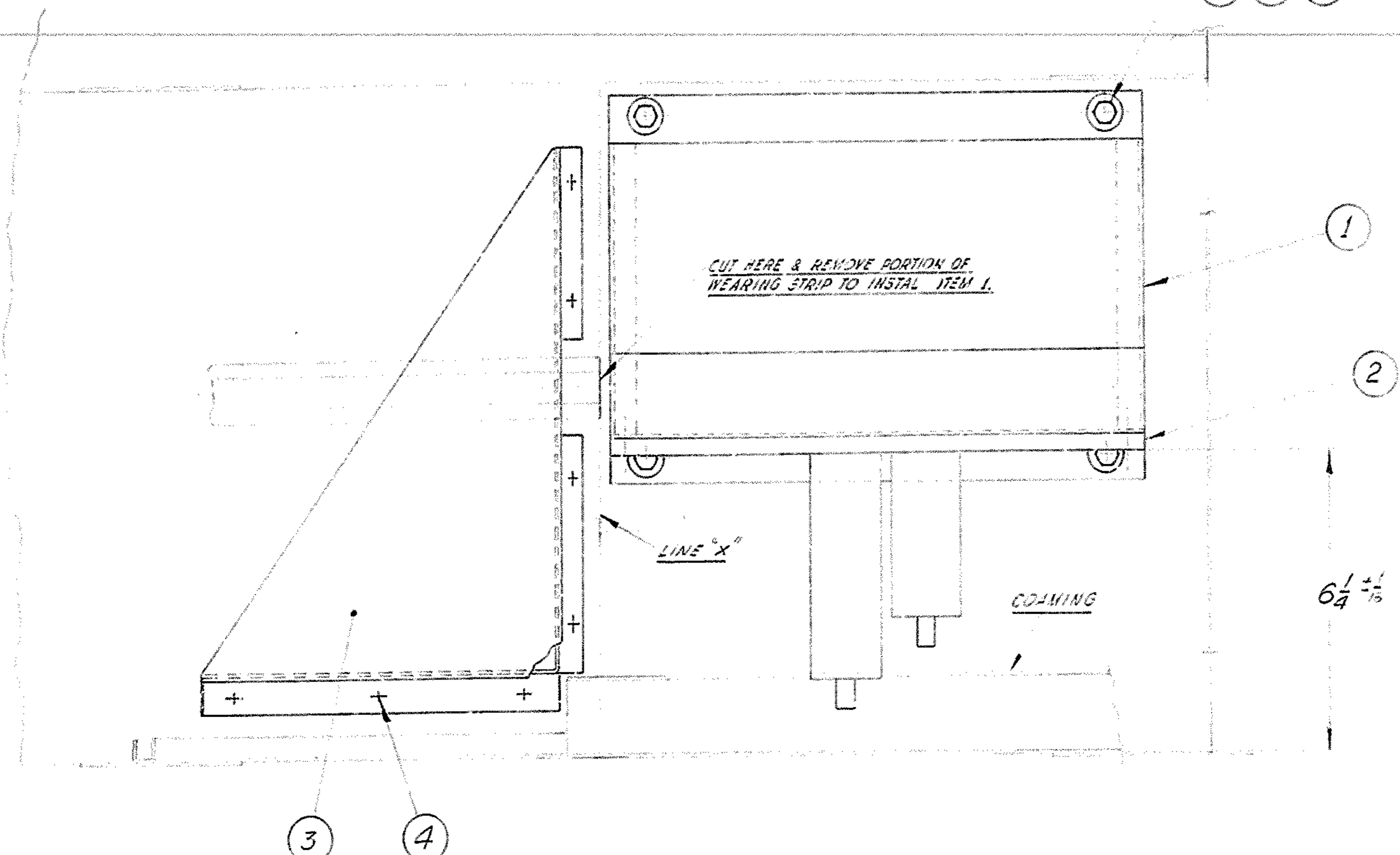
PREPARATION & PAINTING SCHEDULE
 PREPARE & PAINT TO DRAWING ADE(M) 24-2c
 COLOUR No. 224, BS 381(c) DEEP BRONZE
 PROCESSES GREEN

ITEM No.	DRAWING OR PART No.	DESCRIPTION	No. OFF
DRAWING PRACTICE IS TO DEF. (AUST.)		TOLERANCES UNLESS OTHERWISE STATED:— FRACTIONAL $\pm \frac{1}{32}$	CATALOGUE No.
DIMENSIONS ARE IN INCHES		DECIMAL \pm	
SCALE $\frac{1}{1}$	PROJ. ENG.	MATERIAL SPECIFICATION & TREATMENT	D.P. No.
DRAWN A WALLIS	SEALED	ALUMINIUM ALLOY	CONTRACTOR'S NAME & DRAWING No. REF.
TRACED	DESIGN APPROVED W.J. ELLIS	AS-HAB-75-H34(M5T5)	
CHECKED GREATOR EX	DATE 21/7/66 for C.S.D.E.		
ARMY DESIGN ESTABLISHMENT, AUSTRALIAN MILITARY FORCES			
TITLE	DRAWING No.	SHEET	SIZE
CATCH	ADE(V)46-91	A	

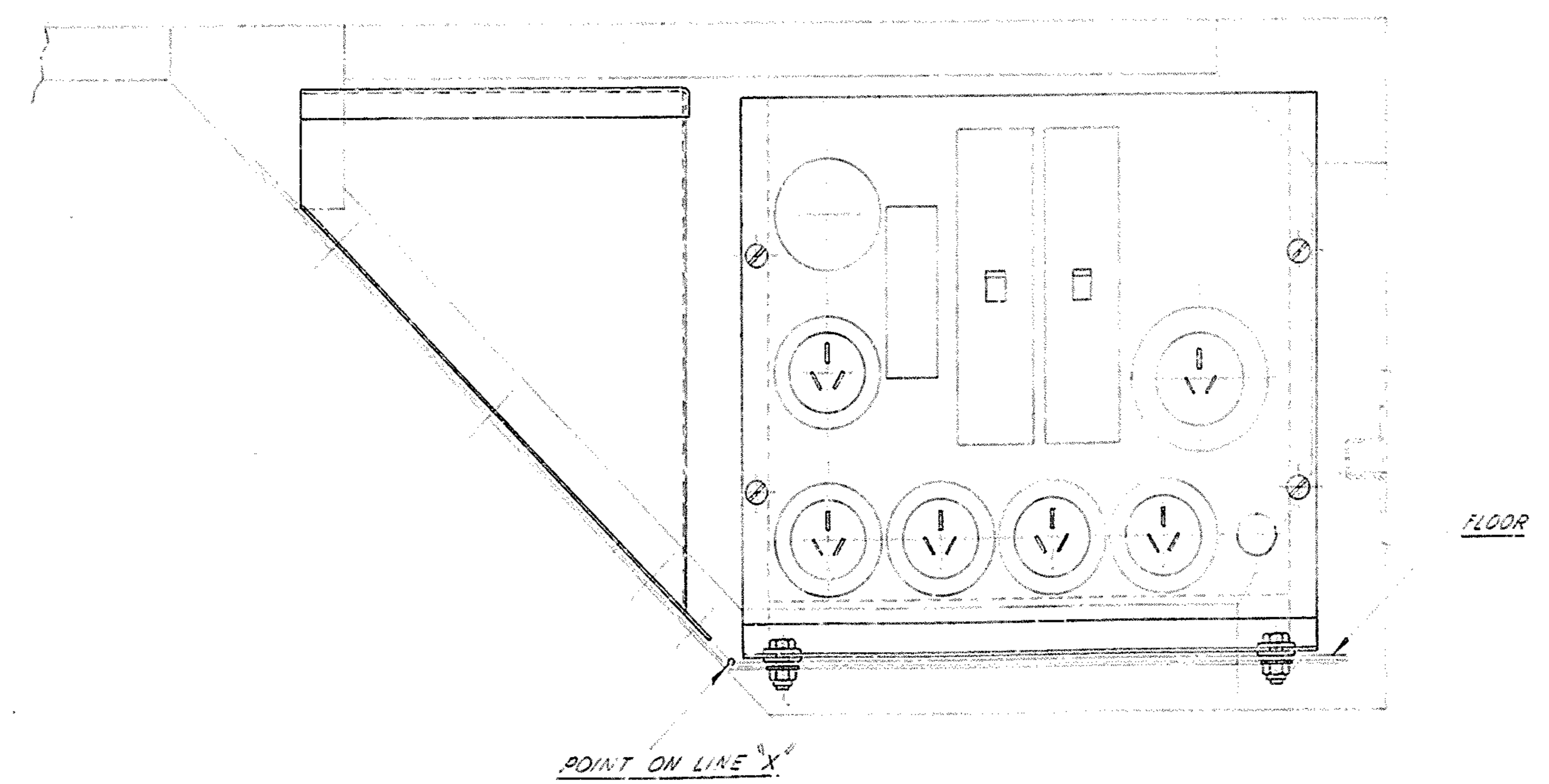
DRAWING No. ADE(V)46-93
 USED ON ADE(V)46-2c

THIRD ANGLE PROJECTION
 DO NOT SCALE

⑤ ⑥ ⑦ 4 HOLES IN FLOOR TO DRILL




PLAN VIEW on FRONT RIGHT HAND QUARTER



**FOR INFORMATION ONLY
 NOT FOR MANUFACTURE**

ITEM No.	DRAWING OR PART No.	DESCRIPTION	No. OFF.
7		NUT, HEX, 10-28 UNF-2B ANKOC STEEL, QAD, PL	1
6		WASHER, PLAIN, 1/2	1
5		BOLT, HEX, 10-28 UNF-24 X 1	1
4		RIVET, BLIND, TP10, 630 SS (200000 PSI)	1
3	ADE(V)46-100(A)	CONTAINER, CABLE, ASSEMBLY	1
2	...-97c	PANEL, POWER DISTRIBUTION, ASSEMBLY	1
1	...-94c	FRAME, SWITCHBOARD, ASSEMBLY	1

DRAWING PRACTICE IS TO 91P, (AUST)		TOLERANCES UNLESS OTHERWISE STATED:		CATALOGUE No.
DIMENSIONS ARE IN INCHES				
SCALE	1/2	PROJ. ENG.	DATE	
DRAWN	ARD	SEALED	EIO	
TRACED		DESIGN APPROVED		
CHECKED	CH/SA/T/RE/V	DATE	2006/02/20	



**FOR INFORMATION ONLY
NOT FOR MANUFACTURE**

PREPARATION & FINISHED SCHEDULE
PREPARE & TRAINING SCHEDULES
COURSE No. 2001 BE 28110-000-0000-0000
PROCESSES

ITEM No.	DRAWING OR PART No.	DESCRIPTION	No. OFF
1		GROMMET, DUNLOP #6	4
2		RILEY #2 DIA 1/8" GALV ALUM ALLOY AD HD	8
3		SPRING BUSH FASTENER, TYPE SA-100	4
4		SPACER	4
5		FRAME	1
ITEM	DRAWING OR PART No.	DESCRIPTION	No. OFF
DRAWING FRACTS IS TO DIM. (AUSI) 0.05		TOLERANCES UNLESS OTHERWISE STATED -	CATALOGUE No.
DIMENSIONS ARE IN INCHES		FRACTIONAL =	
		DECIMAL =	
SCALE	PROJ. LING.	MATERIAL SPECIFICATION & TREATMENT	D.P. No.
DRAWN	SEALED		CONTRACTOR'S NAME & DRAWING No. REF.
TRACED	DESIGN APPROVED		
CHECKED	DATE		

ARMY DESIGN ESTABLISHMENT, AUSTRALIAN MILITARY FORCES

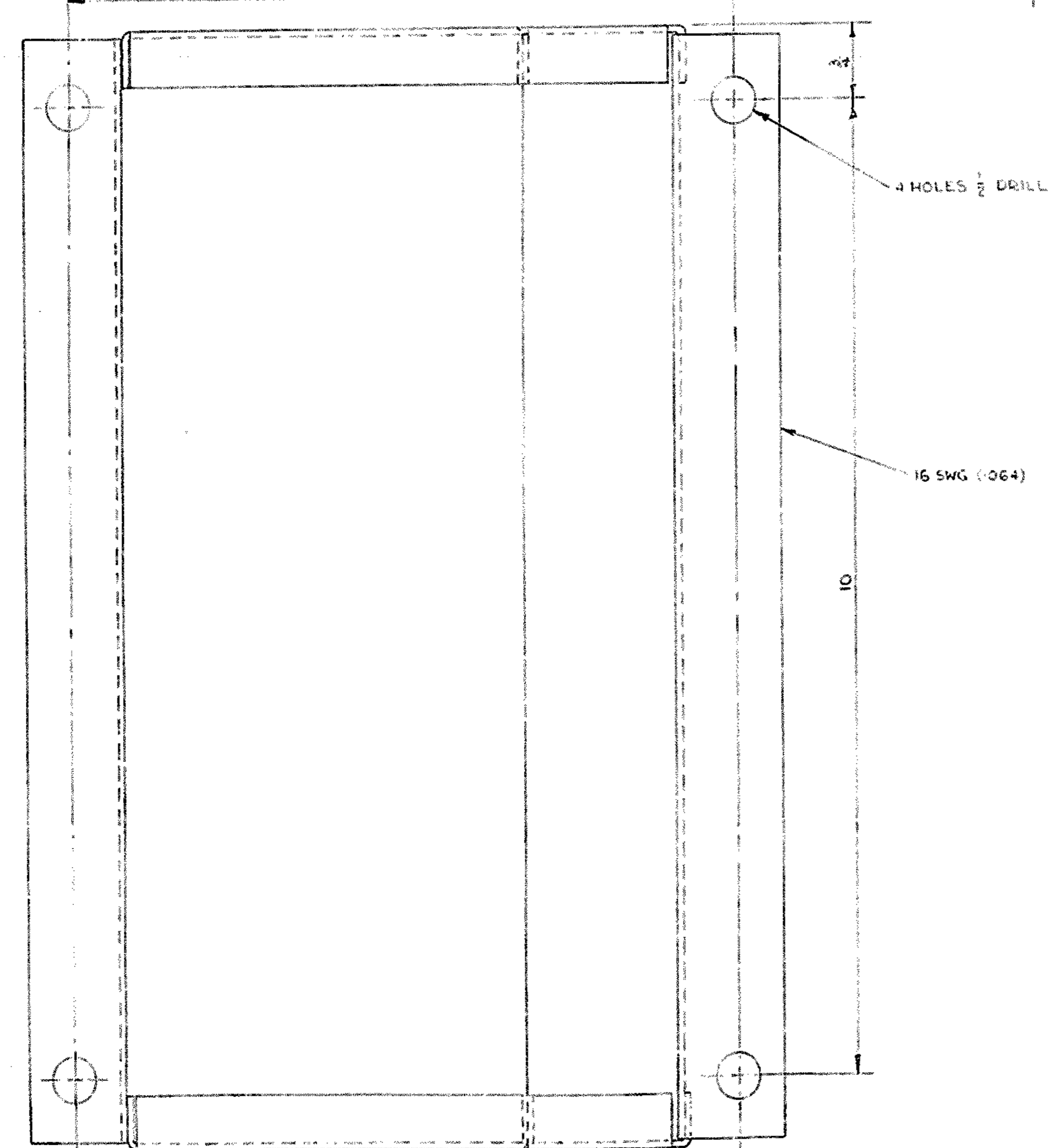
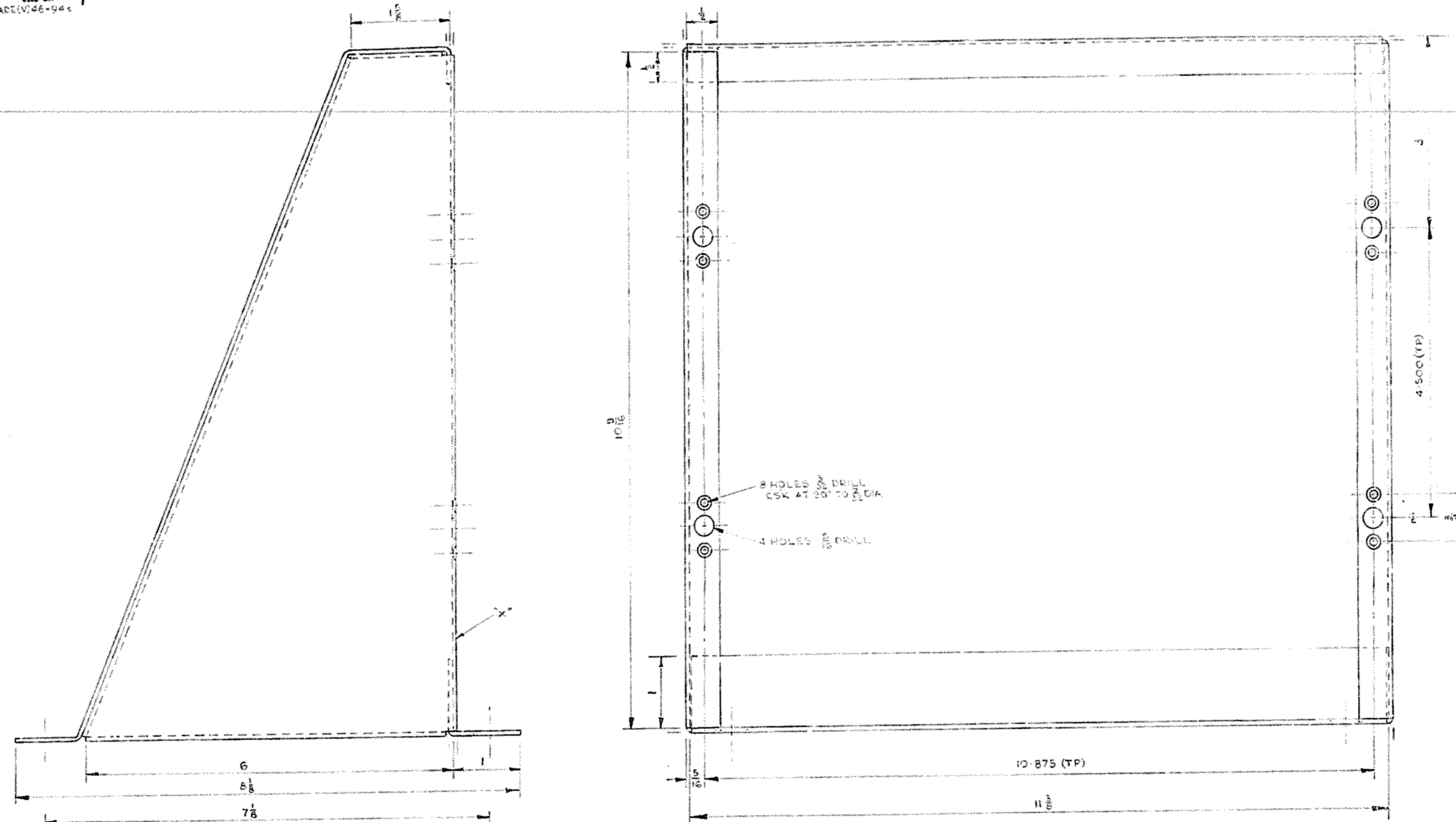
ISSUE No.	DATE	C/A No.	AMEND. No.	APPROVAL
1				
2				

ITEM No. 1001 DATE 1/1/50 C/A No. 1 AMEND. No. 1 APPROVAL

FRAME, SWITCHBOARD-ASSY | DRAWING No. ADE(M) 46-94 | SHEET C 502

DRAWING NO.
ADE(V)46-93
USE OF
ADE(V)46-93

THIRD ANGLE PROJECTION
DO NOT SCALE



**FOR INFORMATION ONLY
NOT FOR MANUFACTURE**

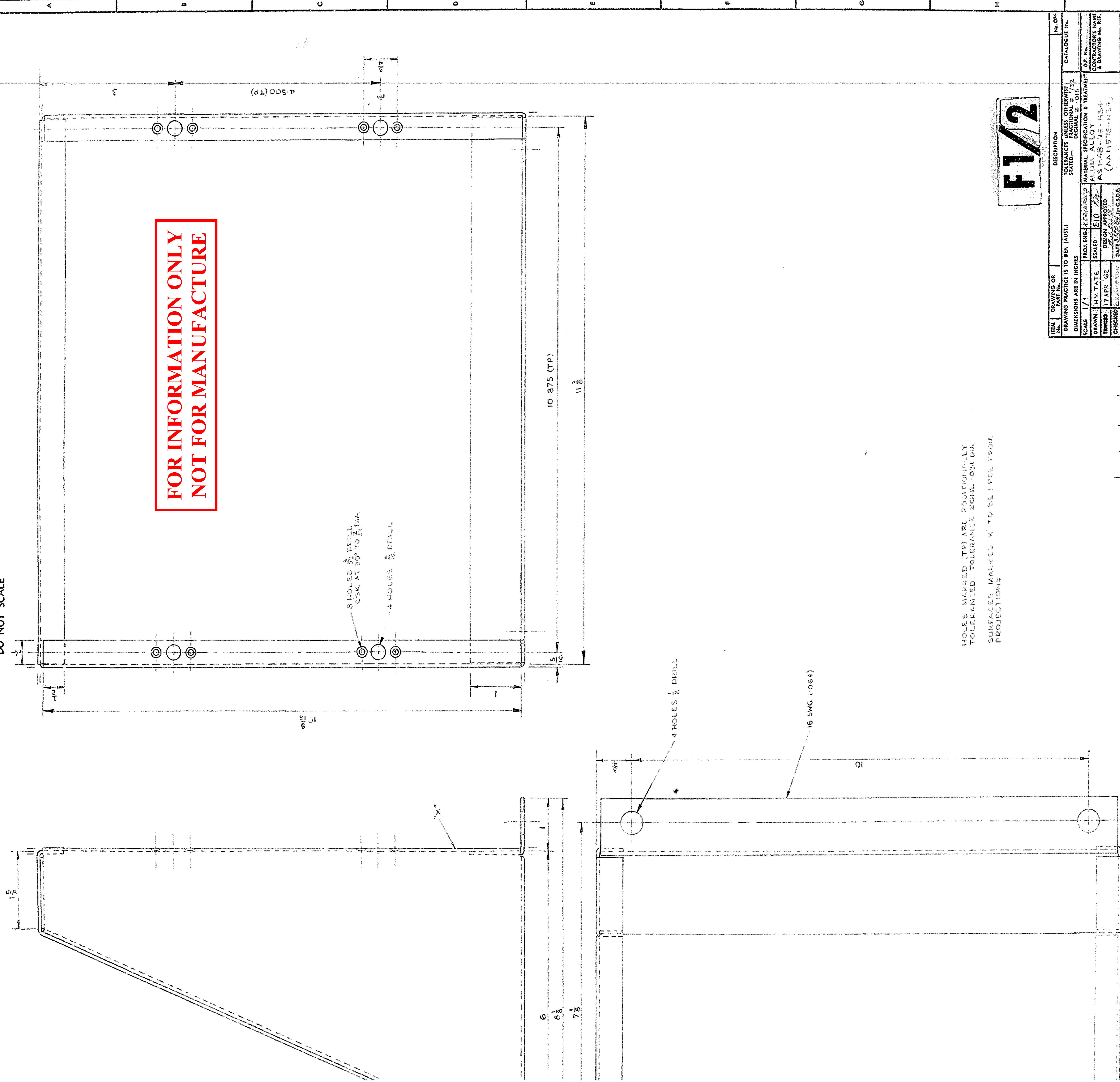
HOLES MARKED (TP) ARE POSITIONALLY
TOLERANCED. TOLERANCE ZONE .001 DIA.
SURFACES MARKED X TO BE FREE FROM
PROJECTIONS

ITEM	DRAWING OR PART NO.	DESCRIPTION	REV. DTS
DRAWING PRACTICE IS TO REF. (AUST)		TOLERANCES UNLESS OTHERWISE STATED -	CATALOGUE NO.
DIMENSIONS ARE IN INCHES		FRACTIONS - 1/32 DECIMALS - .015	
SCALE	1/1	PROL. DNG. C. CONTROLLED	MATERIAL SPECIFICATION & TREATMENT
DRAWN	1/1	SEALD EIU	ALUM. ALLOY
DESIGNED	17 APR 62	DESIGN APPROVED	AS H45-75-H24 (AA MS 75-H24)
CHECKED		DATE 2/22/62	
ARMY DESIGN ESTABLISHMENT, AUSTRALIAN MILITARY FORCES			
TITLE			FRAME
DRAWING NO.			ADE(V)46-93
SHEET			E
SIZE			

was ADE(V)76-250

ISSUE NO.	DATE	CA No.	AMENDMENT	APPROVAL
1	2/22/62			

THIRD ANGLE PROJECTION
DO NOT SCALE



**FOR INFORMATION ONLY
NOT FOR MANUFACTURE**

HOLES MARKED (TP) ARE POSITIONALLY TOLERANCED. TOLERANCE ZONE .031 DIA SURFACES MARKED 'X' TO BE FREE FROM PROJECTIONS.

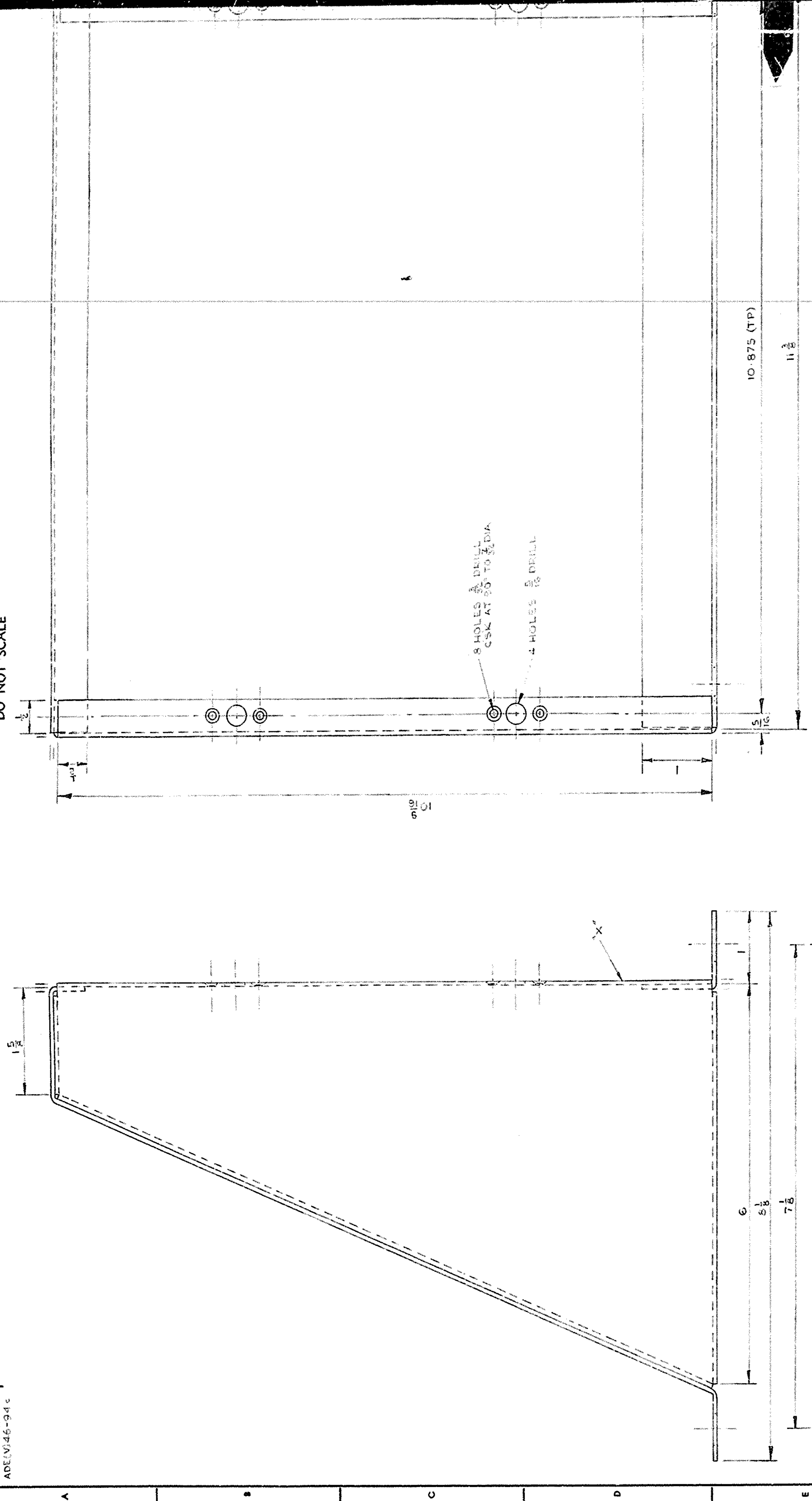
F1/2

ITEM	DRAWING OR DIMENSIONS ARE IN INCHES	DESCRIPTION	UNLESS OTHERWISE STATED	TOLERANCES	NO. OF SHEETS
SCALE	1/1	ROLE ENG. (2024222)	ALUMINA ALLOY	AS 1548-75-H34	1
DRAWN	BY DATE	DESIGNED	(A/NH 75-H34)		
CHECKED	BY DATE	DATE			
TITLE			DRAWING No.		
FRAME			ADE(M) 46-95		
DRAWING No.			SHEET		
ADE(M) 46-95			E		
			SIZE		
			E		

WAS A DE(M) 76-45 B	1	11/1/65			
ISSUE No.	1	DATE	11/1/65	DESIGNER	
				APPROVAL	
				REF.	

DRAWING NO.
ADE(46)-252
USED ON
ADE(V)-46-94 c

THIRD ANGLE PROJECTION
DO NOT SCALE



FOR INFORMATION ONLY
NOT FOR MANUFACTURE

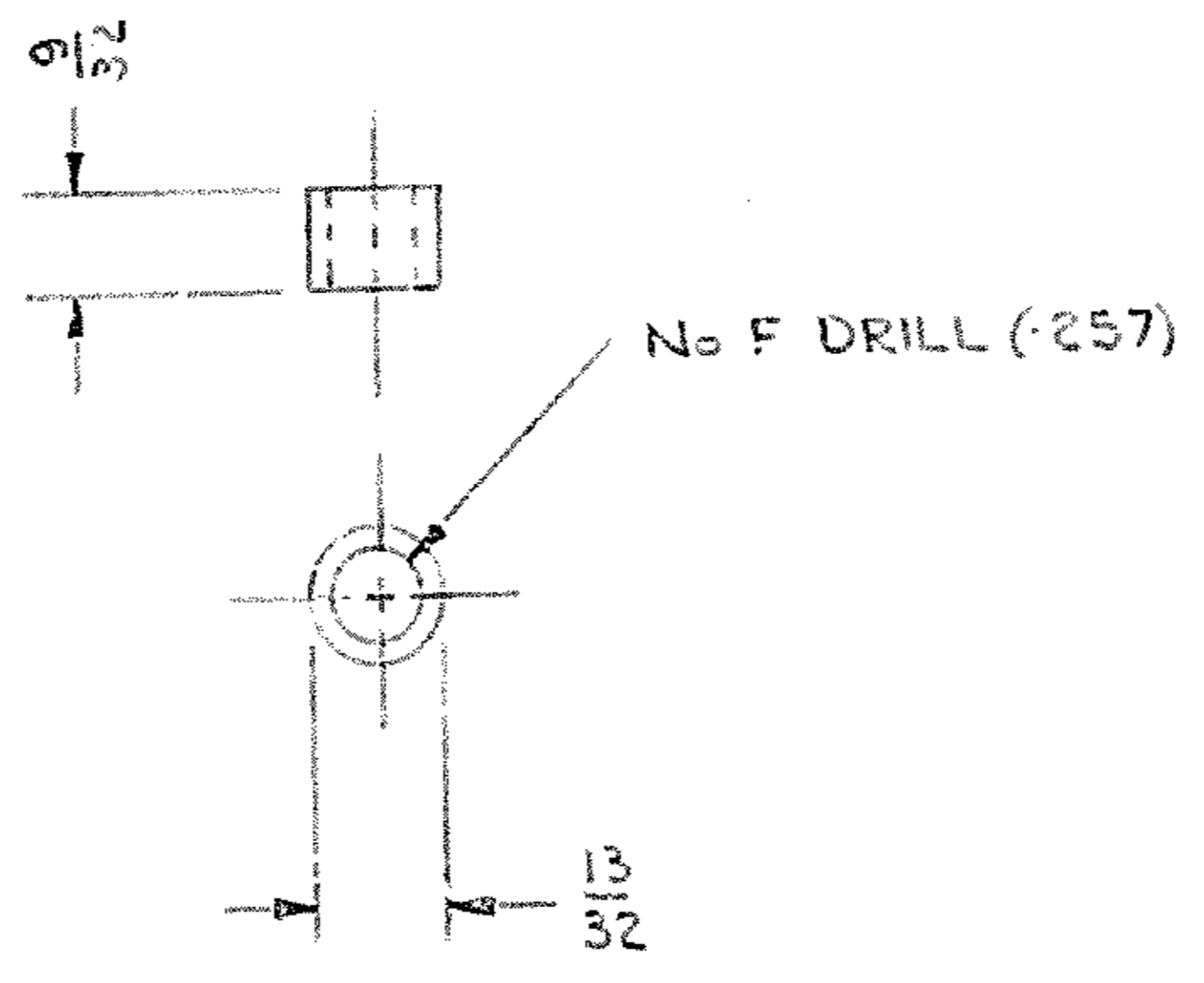
HOLES MARKED (T) ARE POSITIONALLY
TOLERANCED. TOLERANCE ZONE 0.01 DIA.
SURFACES MARKED 'X' TO BE FREE FROM
PROJECTIONS.

F2/2

ADE(46)46-95

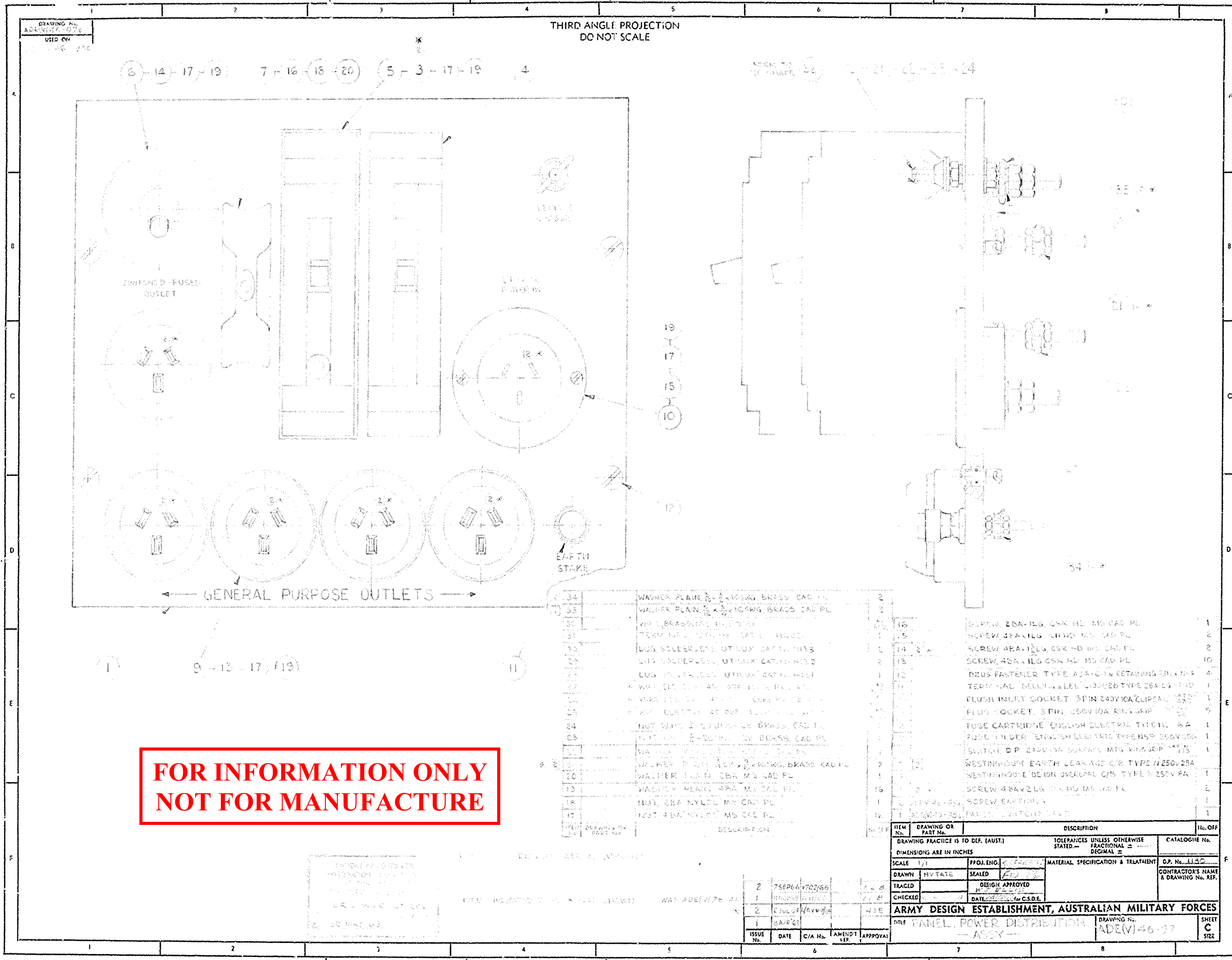
ITEM NO.	DRAWING OR PART NO.	DESCRIPTION
		SECTION 215 (AUST.)
DIMENSIONS ARE IN INCHES		
SCALE	1/1	PROJ. ENG. ECN/10/95
DRAWN	HY TAYLOR	SCALED
TRACED	JACK SC	DESIGN APPROVED
		DATE 10/25/95
		BY JAC/MS/95
ARMY DESIGN ESTABLISHMENT, AUSTRALIA		
TITLE		FRAME
ISSUE NO.	1	ISSUE DATE
ISSUE DATE	10/25/95	ISSUE NO.
AMEND. NO.		AMEND. DATE
AMEND. DATE		AMEND. NO.
APPROVAL		APPROVAL

DRAWING No. ADE(V) 46-96A	THIRD ANGLE PROJECTION DO NOT SCALE	ISSUE No.	DATE	C/A No.	APPROVAL
USED ON ADE(V) 46-94C		1	3 FEB 64		
	WAS ADE(V) 76-47A	1	11 NOV 65	4611/65	I.L.B.



FOR INFORMATION ONLY
NOT FOR MANUFACTURE

ITEM No.	DRAWING OR PART No.	DESCRIPTION		No. OFF
DRAWING PRACTICE IS TO DEF. (AUST.)		TOLERANCES UNLESS OTHERWISE STATED:—		CATALOGUE No.
DIMENSIONS ARE IN INCHES		FRACTIONAL ± 1/64		
		DECIMAL ±		
SCALE	1/1	PRCJ. ENG.	K.C. HOPKINS	MATERIAL SPECIFICATION & TREATMENT
DRAWN	H.V. TATE	SEALED	E10	ALUMINIUM ALLOY.
TRACED		DESIGN APPROVED	M.J. ELLIS	AS H54-67-T6
CHECKED	CARRINGTON	DATE	3/22/64 for C.S.D.E.	(AA285-T6)
ARMY DESIGN ESTABLISHMENT, AUSTRALIAN MILITARY FORCES				
TITLE	SPACER		DRAWING No.	ADE(V) 46-96
				SHEET A SIZE



FOR INFORMATION ONLY
NOT FOR MANUFACTURE

ITEM	DRAWING OR PART NO.	DESCRIPTION	QTY	HT. OFF.
1	16	SCREW 2BA-11G CSK HD MS CAD PL	1	
2	15	SCREW 2BA-11G CSK HD MS CAD PL	2	
3	14	SCREW 2BA-11G CSK HD MS CAD PL	2	
4	13	SCREW 2BA-11G CSK HD MS CAD PL	10	
5	12	DRUS FASTENER TYPE A2A-C2A RETAINING BRK 1/4	4	
6	11	TERP GAD 1/4" DIA 1/2" L 1/4" DIA 1/4" DIA	1	
7	10	FLUSH INLET SOCKET 3/8" DIA 1/4" DIA 1/4" DIA	1	
8	9	FLUSH SOCKET 3/8" DIA 1/4" DIA 1/4" DIA	5	
9	8	FUSE CARTRIDGE ENGLISH ELECTRIC TYPE 10 5A	1	
10	7	FUSE HOLDER ENGLISH ELECTRIC TYPE 10 250V 25A	1	
11	6	SWITCH D.P. 250V 10A 1/2" DIA 1/4" DIA	1	
12	5	RESTRICTOR EARTH LEAKAGE C/B TYPE 1/250V 25A	1	
13	4	RESTRICTOR EARTH LEAKAGE C/B TYPE 1/250V 25A	1	
14	3	SCREW 4BA-11G CSK HD MS CAD PL	2	
15	2	SCREW 4BA-11G CSK HD MS CAD PL	1	
16	1	SCREW 4BA-11G CSK HD MS CAD PL	1	

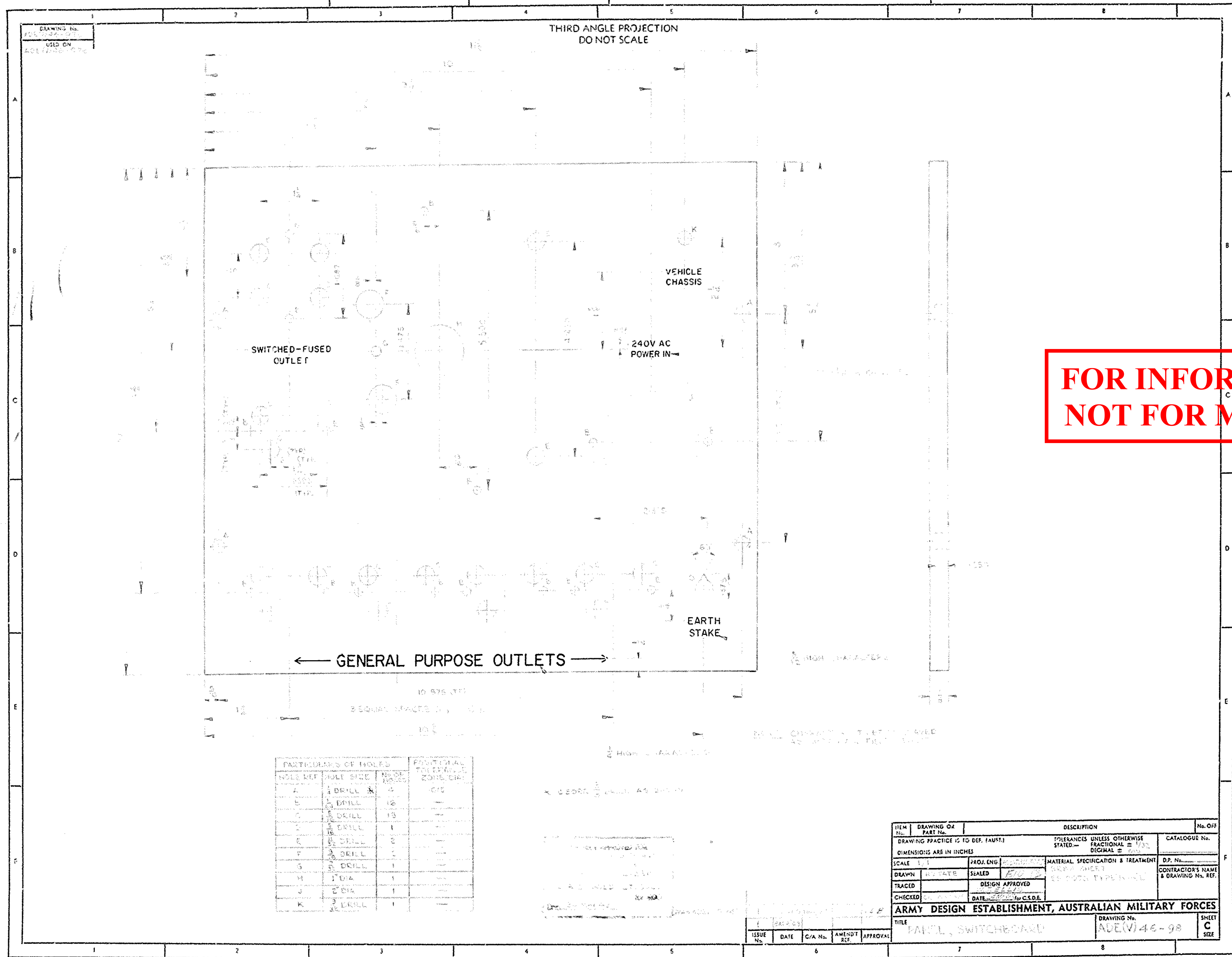
SCALE	PROJ. ENG.	MATERIAL SPECIFICATION & TREATMENT	D.P. No. 1130
1/2"			
DRAWN	HYTATE	DESIGN APPROVED	CONTRACTOR'S NAME & DRAWING No. REF.
TRACED			
CHECKED			

ARMY DESIGN ESTABLISHMENT, AUSTRALIAN MILITARY FORCES

TITLE PANEL, POWER DISTRIBUTION

DRAWING No. ADE(V)46-07

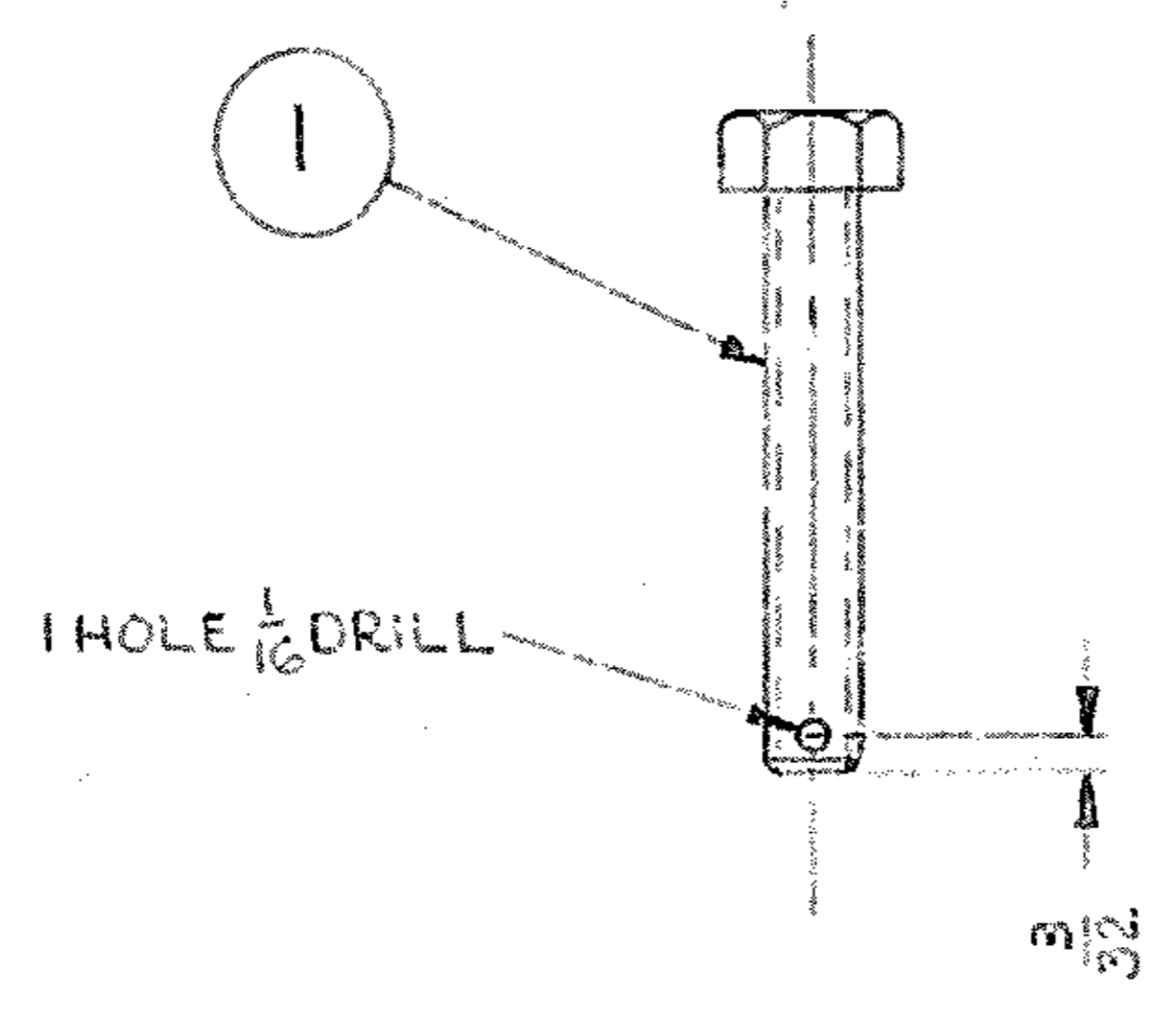
ISSUE No.	DATE	C/A No.	AMENDT No.	APPROVAL
2	7 SEP 64	100166		
1				
1				



FOR INFORMATION ONLY
NOT FOR MANUFACTURE

ITEM No.	DRAWING OR PART No.	DESCRIPTION	No. OF
DRAWING PRACTICE IS TO DEP. (AUST)		TOLERANCES UNLESS OTHERWISE STATED— FRACTIONAL $\frac{1}{32}$ DECIMAL ± 0.005	CATALOGUE No.
DIMENSIONS ARE IN INCHES			
SCALE	1:1	PROJ. ENG. <input checked="" type="checkbox"/> DRAWN <input checked="" type="checkbox"/> CHECKED <input checked="" type="checkbox"/>	MATERIAL SPECIFICATION & TREATMENT (SEE OTHER TYPES IN SET)
DRAWN	A. STATE	DESIGN APPROVED	CONTRACTOR'S NAME & DRAWING No. REF.
TRACED		DATE <input type="text"/>	
CHECKED		DATE <input type="text"/>	
ARMY DESIGN ESTABLISHMENT, AUSTRALIAN MILITARY FORCES			
TITLE: PANEL SWITCHBOARD			DRAWING No. ADE(V)46-98
ISSUE No.	DATE	C/A No.	AMEND. REF.
			APPROVAL
			SHEET C

DRAWING No. ADE(V) 46-99A	THIRD ANGLE PROJECTION DO NOT SCALE	ISSUE No.	DATE	C/A No.	APPROVAL
USED ON ADE(V) 46-97c	WAS ADE(V) 76-46A	1	8/28/63		
		1	11/11/65	1611/65	I.L.B.



FOR INFORMATION ONLY
NOT FOR MANUFACTURE


PATTERN APPROVED FOR
 INTRODUCTION INTO THE AMF
 AND AUTHORIZED FOR
 PRODUCTION/PROCUREMENT
 L.R.C. WILD, LT. COL.
 for MGO
 Dec. 30 MAY 63

1		SCREW, 1/4-20UNC-2A, 1 1/2 LG, HEX HD BRASS, CAD PL	1
ITEM No.	DRAWING OR PART No.	DESCRIPTION	No. OFF
DRAWING PRACTICE IS TO DEF. (AUST.)		TOLERANCES UNLESS OTHERWISE STATED:—	CATALOGUE No.
DIMENSIONS ARE IN INCHES		FRACTIONAL ± 1/64	
SCALE 1/1		PROJ. ENG. K. C. CRAIN FORD	D.P. No.
DRAWN	H.V. TATE	SEALED E10	CONTRACTOR'S NAME & DRAWING No. REF.
TRACED		DESIGN APPROVED W.C. ELLIS	
CHECKED	C. CRAMPON	DATE 22 MAY 63 for C.S.D.E.	
ARMY DESIGN ESTABLISHMENT, AUSTRALIAN MILITARY FORCES			
TITLE SCREW, EARTHING		DRAWING No. ADE(V) 46-99	SHEET A SIZE

DRAWING No. 43-348-02-0
 VIEW ON

THIRD ANGLE PROJECTION
 DO NOT SCALE

**FOR INFORMATION ONLY
 NOT FOR MANUFACTURE**



20 3W9 (-036)

VIEW IN DIRECTION OF ARROW A.

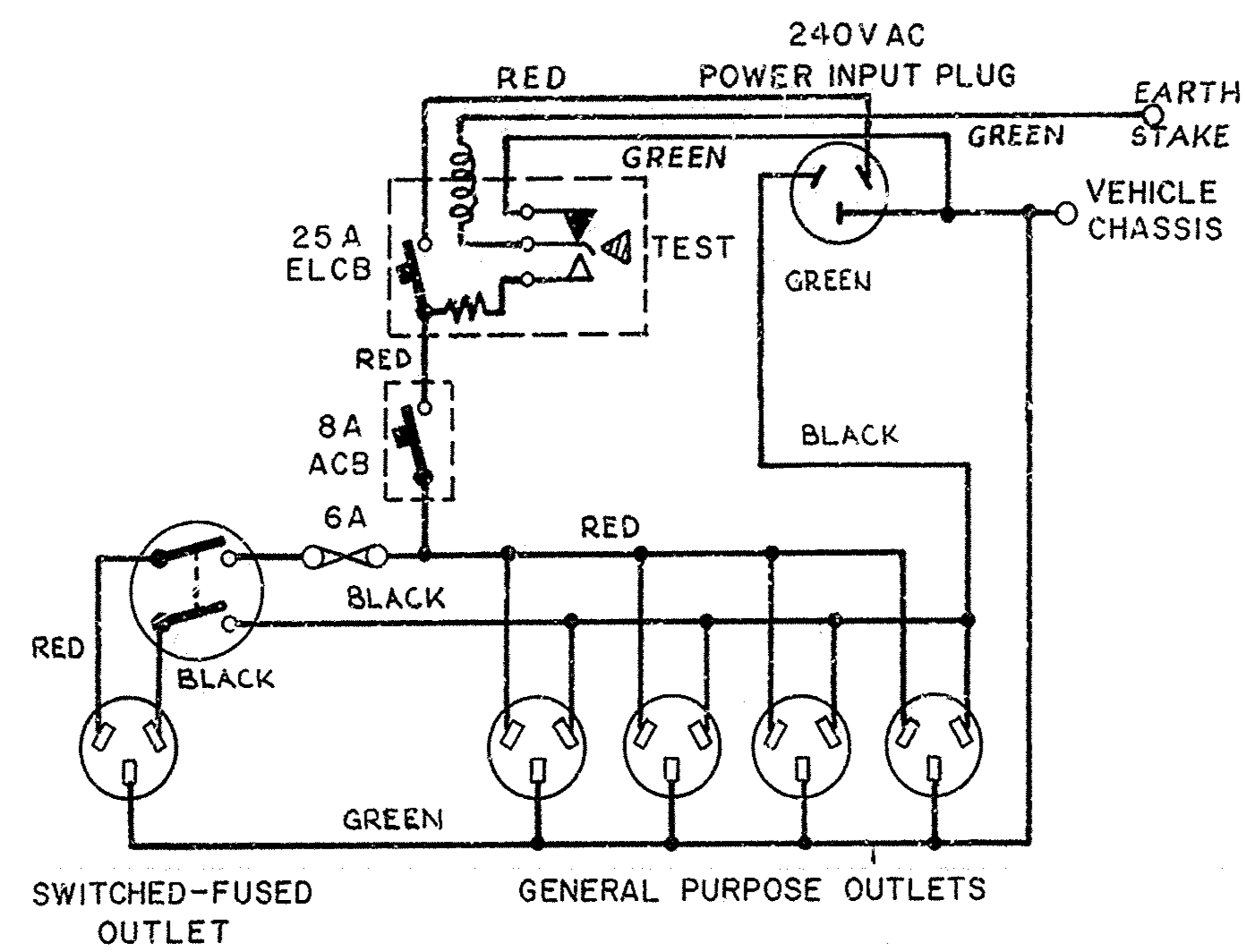
PRODUCTION DRAWING SCHEDULE
 REVISIONS TO DRAWING PRACTICE 24-10
 CONTRACTOR'S USE ONLY
 DATE 1953

ITEM No.	DRAWING OR PART No.	DESCRIPTION	No. OFF.
1	43-348-02-0	CONTAINER, Cable, Assembly	1
2	43-348-02-1	CONTAINER, Cable, Assembly	1
3	43-348-02-2	CONTAINER, Cable, Assembly	1

DRAWING PRACTICE IS TO DEF. (AUST.)		TOLERANCES UNLESS OTHERWISE STATED—		CATALOGUE No.
DIMENSIONS ARE IN INCHES		FRACTIONAL	DIGITAL	
SCALE	PROJ. ENG.	MATERIAL SPECIFICATION & TREATMENT		D.P. No.
DRAWN	SEALED	1100111-28		CONTRACTOR'S NAME & DRAWING No. REF.
TRACED	DESIGN APPROVED	43-348-02-0		
CHECKED	DATE	to C.S.D.F.		
ARMY DESIGN ESTABLISHMENT, AUSTRALIAN MILITARY FORCES				
TITLE				DRAWING No.
CONTAINER, Cable, Assembly				ADE(V) 43-348-02-0
ISSUE No.	DATE	C/A No.	AMENDT. REF.	APPROVAL
1				
2				
				SHEET C
				SIZE

DRAWING No.
ADE(V)46-101B
USED ON
ADE(V)46-97c

THIRD ANGLE PROJECTION
DO NOT SCALE



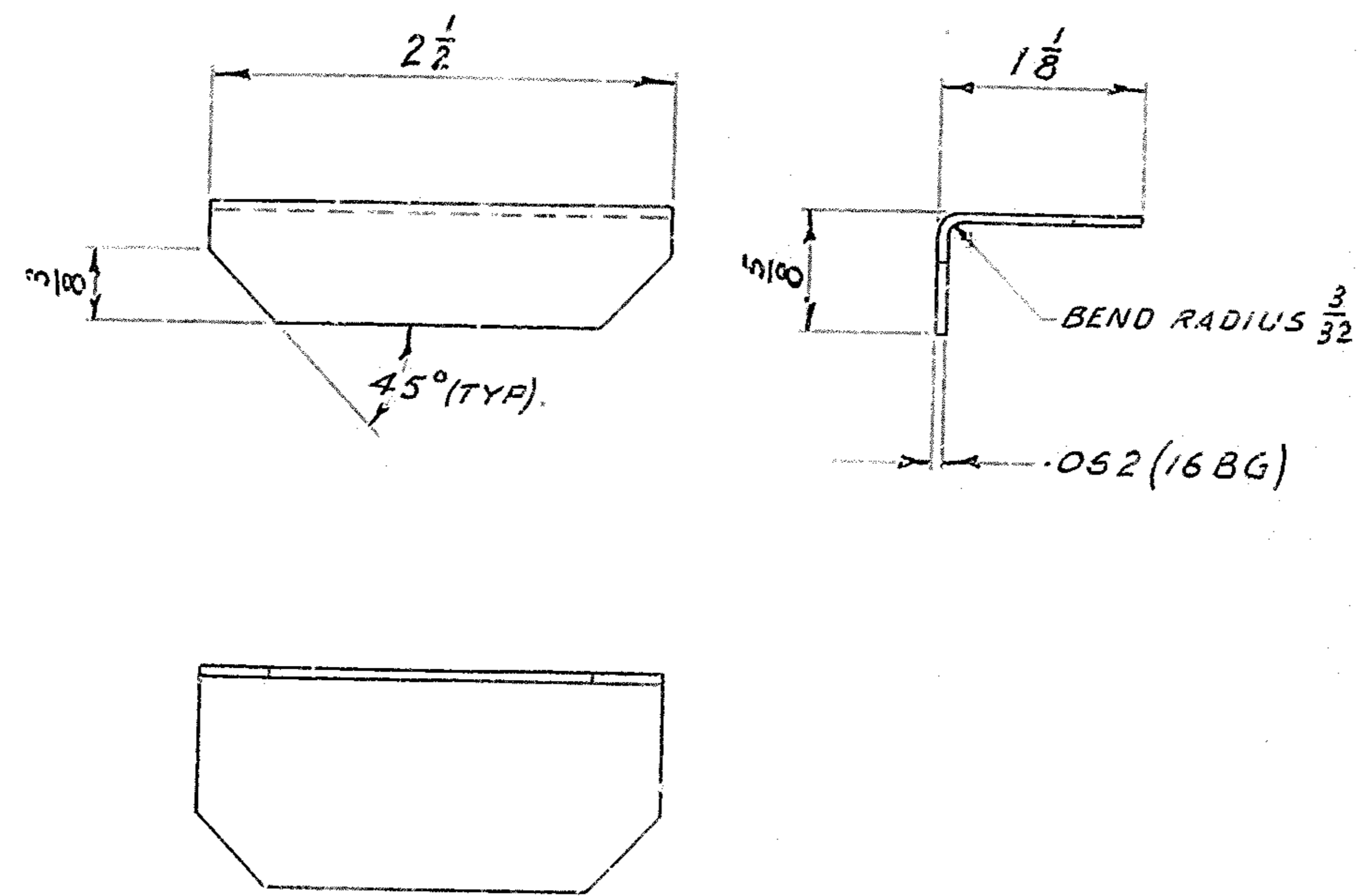
**FOR INFORMATION ONLY
NOT FOR MANUFACTURE**

ITEM No.	DRAWING OR PART No.	DESCRIPTION	No. OFF
DRAWING PRACTICE IS TO DEF. (AUST.)		TOLERANCES UNLESS OTHERWISE STATED: FRACTIONAL ± DECIMAL ±	CATALOGUE No.
DIMENSIONS ARE IN INCHES			
SCALE	PROJ. ENG.	MATERIAL, SPECIFICATION & TREATMENT	D.P. No.
DRAWN	HV TATE	SEALED	CONTRACTOR'S NAME & DRAWING No. REF.
TRACED	DESIGN APPROVED	DATE	
CHECKED		DATE	
ARMY DESIGN ESTABLISHMENT, AUSTRALIAN MILITARY FORCES			
TITLE			DRAWING No.
WIRING DIAGRAM			ADE(V) 46-101
			SHEET B
			SIZE

NAS ADE(V) 76-42

ISSUE No.	DATE	C/A No.	AMENDT REF.	APPROVAL
2	7 SEP 66	V702/66		I L B.
1	11 NOV 65	V611/65		I L B.
1	8 APR 63			

DRAWING No. ADE(V) 46-102A	THIRD ANGLE PROJECTION DO NOT SCALE	ISSUE	DATE	C/A No.	APPROVAL
USED ON ADE(V) 46-45/1K2		1	21 JULY 68	0478/64	1 L. B.



FOR INFORMATION ONLY
NOT FOR MANUFACTURE

CONTRACTOR'S MATERIAL & FINISH CODE (IF REQUIRED)	DRAWING PRACTICE IS TO DEF. (AUST.) & COMMERCIAL TOOLS APPLY TO STOCK DIMENSIONS. DIMENSIONS ARE IN INCHES (BEFORE PAINTING).	TOLERANCES UNLESS OTHERWISE STATED— ANGLE $\pm 1^\circ$ FRACTIONAL $\pm \frac{1}{32}$ DECIMAL \pm	DEFENCE STOCK No.
SCALE 1/1	SEALED	MATERIAL SPECIFICATION & TREATMENT	D.P. No.
DRAWN W. WALSH	DESIGN APPROVED	STEEL. B51449 En 2A PART 1B.	CONTRACTOR'S NAME & DRAWING No. REF.
CHECKED GREATORIX	DATE _____ for C.S.D.E.		
ARMY DESIGN ESTABLISHMENT, AUSTRALIAN MILITARY FORCES			
DESIGNATION BRACKET, CATCH.		DRAWING No. ADE(V) 46-102	SHEET A SIZE